

1949-53



MERCURY
CHASSIS PARTS
Catalogue

D E C E M B E R , 1 9 5 2

LINCOLN-MERCURY
DIVISION OF FORD MOTOR COMPANY

1949-53



MERCURY
CHASSIS PARTS
Catalogue

D E C E M B E R , 1 9 5 2

LINCOLN-MERCURY
DIVISION OF FORD MOTOR COMPANY

Identification Data	IV
Alphabetical Index	VII
Wheels, Hubs and Drums	1
Brakes	4
Front Suspension	27
Steering Linkage	33
Steering Gear	36
Rear Axle	46
Frame	60
Muffler	65
Springs	70
Cylinder and Engine Supports	80
Transmission Overdrive	106
Transmission	113
Clutch	162
Cooling System	172
Fuel System	192
Generator	237
Battery	245
Starter	253
Ignition Coil, Distributor	258
Lamps	267
Wiring	290
Electric Motors	306
Fenders	313
Hood	323
Windshield Wiper	335
Bumpers	341
Shock Absorbers	359
Accessories	389
Miscellaneous Kits	421

LINCOLN—MERCURY
Division of FORD MOTOR COMPANY
Detroit, Michigan
United States District Offices

District	Location	Lincoln-Mercury District Office	Lincoln-Mercury Sales Office	Lincoln-Mercury Parts Depot
Atlanta, Ga.	Hapeville, Ga.		X	X
Boston, Mass.	Boston, Mass.	X	X	X
Buffalo, N. Y.	Buffalo, N. Y.	X	X	
Chester, Pa.	Chester, Pa.	X	X	X
Chicago, Ill.	Chicago, Ill.	X	X	X
Cincinnati, Ohio	Cincinnati, Ohio	X	X	
Cleveland, Ohio	Cleveland, Ohio	X	X	
Dallas, Texas	Dallas, Texas	X	X	X
Dearborn, Mich.	Detroit, Mich.	X	X	X
Denver, Colo.	Denver, Colo.	X	X	X
Des Moines, Iowa	Des Moines, Iowa	X	X	X
Edgewater, N. J.	Edgewater, N. J.			X
Fargo, N. D.	Fargo, N. D.			X
Houston, Texas	Houston, Texas		X	X
Jacksonville, Fla.	Jacksonville, Fla.	X	X	X
Kansas City, Mo.	Kansas City, Mo.	X	X	
Los Angeles, Calif.	Los Angeles, Calif.	X	X	X
Memphis, Tenn.	Memphis, Tenn.	X	X	X
New Orleans, La.	Arabi, La.			X
New York, N. Y.	New York, N. Y.	X	X	
Richmond, Va.	Richmond, Va.			X
Oakland, Calif.	Oakland, Calif.	X	X	
Oklahoma City, Okla.	Oklahoma City, Okla.			X
Omaha, Neb.	Omaha, Neb.			X
Pittsburgh, Pa.	Pittsburgh, Pa.	X	X	
Richmond, Calif.	Richmond, Calif.			X
St. Louis, Mo.	Robertson, Mo.	X	X	X
Salt Lake City, Utah	Salt Lake City, Utah			X
Seattle, Wash.	Seattle, Wash.	X	X	X
Twin City (St. Paul, Minn.)	St. Paul, Minn.	X	X	X
Washington, D. C.	Washington, D. C.	X	X	

GENERAL INFORMATION

Attaching parts such as bolts, screws, clamps, etc. are listed below the part with which they are used. All standard bolts, screws, etc. are listed numerically on page 380.

Special bolts, screws, washers, etc. which are other than standard are listed numerically on page 384.

For rapid identification of parts for assemblies, such as, Oil Pumps, Steering Column Gear Shifts, Fuel Pumps, Carburetors, Generators, Voltage Regulators, etc. parts have been listed in chart form. When referring to these charts, it is essential to first determine which assembly requires the replacement, then refer to the chart and select the part or parts wanted.

For example: An Oil Pump Body is required for a spur gear type Oil Pump. Refer to Oil Pump Assembly (basic part number 6600) listed on page 97 and note the part number of an oil pump with spur type gears is 8CM-6600-A. Oil Pump Chart on page 98 lists 8BA 6603-A Oil Pump Body for 8CM-6600-A Oil Pump the wanted part.

The driver's side is the left hand side of the vehicle and governs such parts as fenders, lamps, etc. as to whether a part is right hand or left hand.

Illustrations throughout this catalogue are for a particular model, however, the basic part numbers are applicable to practically all models.

When ordering parts always give full part number and name of each part. Also specify how shipments are to be made, Freight, Express or Parcel Post.

*Lincoln-Mercury Division and Ford Motor Company basic part numbers are grouped according to their function, for example all parts applying to the rear axle are grouped from 4000 to 4799, transmission from 7000 to 7449, etc.

Following is an index of the various groups:

SERIES	GROUP	SERIES	GROUP
1000-1250	Wheels, Hubs & Drums	9900- 9999	Carburetor
1351-1499	Spare Wheel Carrier	10000-10449	Generator
2001-2449	Brakes (Service)	10500-10653	Cutout and Voltage Regulator
2450-2597	Brake (Controls)	10654-10747	Battery
2600-2970	Brakes (Hand)	10841-10990	Instrument Cluster & Ammeter
3000-3451	Front Axle	11000-11516	Starter Motor
3500-3743	Steering Gear	11520-11688	Lighting Switch
4000-4799	Rear Axle & Drive Shaft	12000-12327	Ignition Coil, Distributor, Condenser
4800-4999	Coupling Shaft	12405-12425	Spark Plug
5000-5149	Frame & Brackets	13002-13399	Head and Parking Lamps
5150-5224	Battery Brackets & Parts	13400-13799	Rear Luggage Compartment, License, Courtesy and Dome Lamps
5225-5299	Muffler & Exhaust Pipe		
5300-5515	Front Springs	13800-13919	Horn
5550-5818	Rear Springs	14054-14621	Wiring
6000-6928	Engine	15000-15856	Miscellaneous Accessories
7000-7449	Transmission	16000-16211	Front Fender
7500-7646	Clutch	16312-16446	Rear Fender
8000-8499	Radiator	16600-16964	Hood
8500-8599	Water Pump	17003-17125	Tools
8600-8648	Fan	17250-17320	Speedometer
8700-8734	Air Ventilator	17450-17599	Windshield Wiper
9002-9299	Fuel Tank	17679-17742	Mirrors
9270-9420	Fuel Pump	17744-17999	Bumpers
9421-9499	Manifolds, Clamps, etc.	18000-18129	Shock Absorbers
9500-9699	Carburetor	18140-19586	Miscellaneous Accessories
9700-9833	Acc. & Choke Control Rods		

*There are a few exceptions to the above and when these do occur the part is assigned an extra first digit corresponding to the first digit of the group in which the part belongs.

Example: EAD-99983-A Cover and Plugs Assy: (carburetor main body).

MODEL IDENTIFICATION

118" W. B.

9M Series1949

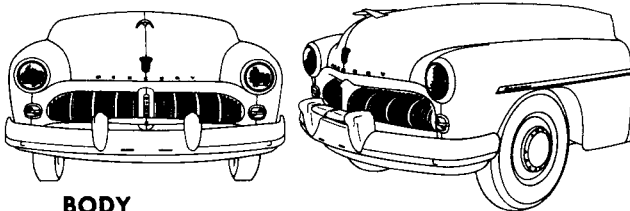
0M Series1950

1M Series1951

MA Series1952

MA Series1953

1949



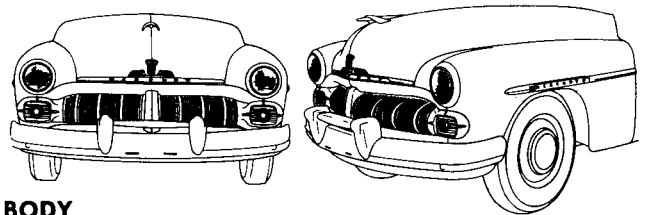
BODY TYPE

- 72
- 74
- 76
- 79

NAME

- Six Passenger Coupe
- Sport Sedan
- Six Passenger
Convertible Coupe
- Station Wagon

1950




BODY TYPE

- 72-A
- 72-B
- 72-C
- 74
- 76
- 79

NAME

- Six Passenger Coupe (Standard)
- Six Passenger Coupe (DeLuxe)
- Six Passenger Coupe (Custom)
- Sport Sedan
- Six Passenger
Convertible Coupe
- Station Wagon

1951




BODY TYPE

- 72-A
- 72-B
- 74
- 76
- 79

NAME

- Six Passenger Coupe (Standard)
- Six Passenger Coupe (DeLuxe)
- Sport Sedan
- Six Passenger
Convertible Coupe
- Station Wagon

1952




**BODY
TYPE**

60-B	Six Passenger Monterey Coupe
60-E	Six Passenger Sport Coupe
70-B	Two Door Sedan
73-B	Four Door Sedan
73-C	Monterey Four Door Sedan
76-B	Six Passenger Monterey Convertible
79-B	Eight Passenger Station Wagon
79-D	Six Passenger Station Wagon

NAME


1953



**BODY
TYPE**

60-B	Six Passenger Monterey Coupe
60-E	Six Passenger Sport Coupe
70-B	Two Door Sedan
73-B	Four Door Sedan
73-C	Monterey Four Door Sedan
76-B	Six Passenger Monterey Convertible
79-B	Eight Passenger Station Wagon

NAME



ABBREVIATIONS

accel.	accelerator	L.H.	Left Hand
adj.	adjusting	L.H.D.	Left Hand Drive
alum.	aluminum	lic.	license
approx.	approximately	L/W	lockwasher
assy.	assembly	lub.	lubricator
aux.	auxiliary	mach.	machine
brg.	bearing	man.	manifold
brkt.	bracket	mldg.	moulding
b-hd	button head	mount. or (mtg.)	mounting
C.P.	candle power	O/Drive	overdrive
carb.	carburetor	O.D.	outer diameter
compt.	compartment	o/all	overall
conn.	connecting	O/S	oversize
c/pin.	cotter pin	pass.	passenger
coup. or (cplg.)	coupling	ptd.	painted
c/shaft	crankshaft	rad.	radiator
cyl.	cylinder	reinf.	reinforcement
defl.	deflector	reg.	regulator
def.	defroster	rep.	replaced
dia.	diameter	req'd	required
diff.	differential	ret.	retainer
D.C.	double contact	R.H.	Right Hand
dist.	distributor	R.H.D.	Right Hand Drive
econ.	economizer	rd-hd	round head
emer.	emergency	S.C.	single contact
equipt.	equipment	spec.	special
exh.	exhaust	spec-hd	special head
ext.	extension	sq-hd	square head
fl-hd	flat head	std.	standard
ft.	foot or feet	tap.	tapping
gen.	generator	trans.	transmission
H/D	heavy duty	U/S	undersize
hex	hexagonal	univ.	universal
hex-hd	hexagonal head	univ/jt.	universal joint
hsg.	housing	vac.	vacuum
hyd.	hydraulic	vent.	ventilator
I.D.	inner diameter	W/S	windshield
ign.	ignition	w/	with
instr.	instrument	w/o	without
jt.	joint			

Alphabetical Index—Continued

Part Name	Basic Part No.	Part Name	Basic Part No.
Bearing (water pump)	8530	Bolt (crankshaft bearing)	6345
Bearing liner (front and center main)	6333	Bolt (cylinder front cover)	12148
Bearing liner (rear main)	6331	Bolt (cylinder head)	6065-6
Bearing assy (clutch pedal shaft)	77552	Bolt (front brake housing)-rear	2056
Bearing assy (clutch release)	7580	Bolt (front brake line connector)	2150
Bearing assy (rear axle differential)	4220	Bolt (fuel pump to adapter)	12148
Bearing assy (spindle bolt)	3123	Bolt (generator frame thru)	10120
Bearing assy (steering column)	3517	Bolt (hex-hd)	77420
Bearing assy (trans. main drive gear roller)	7118	Bolt (hex head starter thru)	11091
Bearing assy (trans. rear countershaft gear roller)	7121	Bolt (master cyl. link rod eccentric)	2462
Bearing assy (universal joint)	4678	Bolt (oil filter cover)	6741
Bearing & race assy (universal joint)	7074	Bolt (rear axle brake housing)	2248
Belt (fan)	8577	Bolt (rear axle housing carrier)	44044
Belt (fan and water pumps)	8620	Bolt (rear brake cylinder connection)	2276
Belt (generator and water pumps)	8620	Bolt (spare wheel carrier)	1447
Bezel (fresh air hot water heater blower switch)	18598	Bolt (spare wheel mounting)	1448-9
Bezel (headlamp control switch)	10852	Bolt (spindle support clamping)	3067
Bezel (headlamp control switch)	11662	Bolt (starter through)	11091
Bezel (ignition switch)	11584	Bolt (steering column bracket "U")	3668
Bezel (map lamp control switch)	10852	Bolt (steering column tube flange)	3641
Bezel (radio control)	18842	Bolt (wheel hub)	1107
Bezel (roadlamp switch)	15268	Bolt assy (bumper bar to hanger)	17758
Bezel (speedometer)	10862	Boot (brake master cylinder)	2180
Bezel (W/S wiper control)	17482	Boot (brake wheel cyl.)	2206-7
Bezel (W/S wiper control switch)	10852	Boot (clutch pedal rod thru dash)	77560
Bezel assy (ignition switch)	11580	Boot (parking lamp socket)	13225
Blade assy (fan)	8600	Boot (roadlamp adjusting nut)	15227
Blade assy (rear window wiper)	17402	Boot (trans. overdrive governor)	6941
Blade assy (W/S wiper)	17528	Boss (oil level indicator)	6751
Blade, bracket and pulley assy (fan)	8602	Bowl (fuel pump filter)	9355
Block assy (cylinder)	6010	Brace (air cleaner)	9629
Block assy (electrical wiring junction)	14448	Brace (air cleaner)	9663
Blower assy (hot water fresh air heater)	18456	Brace (battery support)	10736
Blower & adapter assy (fresh air heater)	18456	Brace (brake master cylinder to brake pedal)	2459
Body (front band servo)	77353	Brace (carburetor air cleaner)	9663
Body lamp (dome lamp)	13787	Brace (front fender opening)-rear	16174-5
Body (rear lamp)	13440	Brace (hood front reinforcement to hood)	16988
Body (rear lamp)	13441	Brace (hood lock support)	16864-5
Body and plugs assy (carburetor main)	9512	Brace (hood lock support to radiator air deflector)	16898-9
Body and socket (courtesy lamp)	13709	Brace (radiator grille)	8426
Body and socket assy (rear license lamp)	13560	Brace (rear fender)	16340-1
Body assy (carburetor main)	9512	Brace (rear fender)	16446
Body assy (fuel pump)-upper half	9354	Brace (steering column bracket)	3658
Body assy (fuel pump vacuum pump)	99385	Brace assy (front fender opening)	16088-9
Body assy (interior lamp)	13778	Bracket (accelerator shaft to engine)	9833
Body assy (oil pressure regulator)	77442	Bracket (back up lamp switch mounting)	15517
Body assy (oil pump)	6603	Bracket (brake hose)	2073
Body assy (pillar lamp)	13781	Bracket (brake hose front)	2082
Body assy (rear lamp)	13408	Bracket (clutch pedal bumper)	77503
Body assy (rear lamp)	13434	Bracket (clutch release lever)	7522
Body assy (rear lamp)	13435	Bracket (clutch retracting spring)	7542
Body assy (rear license lamp)	13553	Bracket (crankcase ventilator tube)	6725
Body assy (transmission governor)	77131	Bracket (exhaust pipe insulator to frame)	5233
Body assy (transmission rear band servo)	77404	Bracket (fan mounting)	8632
Body assy (water pump)	8503-4	Bracket (frame to body)-front	5075
Body & lens assy (map lamp)	13762	Bracket (frame to body)-rear	5078
Body & oil seal assy (fuel pump)-lower	9375	Bracket (frame to body)	5088
Body and plug (fuel pump upper)	9343	Bracket (front bumper grille guard)	17893
Body & shaft assy (carburetor throttle)	9518	Bracket (front bumper license plate mounting)	17736
Body and wiring (parking lamp)	13204	Bracket (front fender to cow1)	16094-5
Body and wiring (parking lamp)	13206-7	Bracket (front fender opening brace)	16216-7
Bolt (battery clamp)	5175	Bracket (fuel tank front support)	9068
Bolt (brake master cylinder outlet)	2276	Bracket (fuel tank vent tube)	99053
Bolt (converter cover to impeller housing)	7964	Bracket (hand brake cable)-front cable	2153

Alphabetical Index—Continued

Part Name	Basic Part No.	Part Name	Basic Part No.
Bracket (hand brake equalizer)	2631	Bracket & insulator assy (muffler outlet pipe)-rear	5261
Bracket (hand brake lever)	2795	Bracket & insulator assy (muffler outlet pipe)	5273
Bracket (heater hose support)	18481	Bracket & nut assy (clutch release equalizer shaft)	7568
Bracket (hood control)	16930	Bracket & spring assy (horn)	13830-1
Bracket (hot water heater hose support)	18481	Bracket & tapping plate assy (steering column)	33684
Bracket (ignition cable mounting)	12111-2	Bracket, jar, cap and injector assy (w/S washer)	17574
Bracket (instrument panel overdrive control)	4120	Brake assy (front)	2010-1
Bracket (instrument panel radio control)	4120	Brake assy (rear)	2209-10
Bracket (instr. panel water thermostatic control)	4120	Breaker assy (distributor)	12150
Bracket (map lamp)	13763	Breaker arm & bracket assy (distributor)	12171
Bracket (muffler outlet pipe to frame)	55260	Brush assy (generator)	10069
Bracket (O/Drive control to instr. panel)	4120	Brush assy (starter)	11055
Bracket (oil filter return tube)	66721	Brush assy (starter ground)	11056
Bracket (parking brake cable)-rear	2530-1	Buffer assy (front bumper)	17853
Bracket (quarter panel wheel cover guide)-front	7328000-1	Bulb (back up lamp)	13465
Bracket (quarter panel wheel cover guide)-rear	7328002-3	Bulb (clear)	13466
Bracket (radiator grille outer)	8382-3	Bulb (clock)	13466
Bracket (radiator support)	5073	Bulb (courtesy lamp)	13464
Bracket (rear license lamp)	13423	Bulb (direction turn signal)	15021
Bracket (rear license plate)	13597	Bulb (dome lamp)-6 C.P.-D.C.	13464
Bracket (rear shock absorber)	5135	Bulb (dome lamp)-15 C.P.	13799
Bracket (rear shock absorber)	18178	Bulb (dome light)	13730
Bracket (rear view mirror)-inside	17698	Bulb (engine compartment lamp)	13799
Bracket (road lamp)	15209	Bulb (glove compartment lamp)	13466
Bracket (roadlamp switch)	15225	Bulb (hand brake signal)	13466
Bracket (stabilator to frame)	5486	Bulb (headlamp beam indicator)	15021
Bracket (stabilator to spindle support)	5499	Bulb (ignition lock)	13466
Bracket (starting motor)	11140	Bulb (instrument panel)	13466
Bracket (steering column)	3678	Bulb (instrument panel courtesy lamp)	13464
Bracket (steering column)	33689	Bulb (license plate lamp)	13466
Bracket (steering idler arm mounting)	3351	Bulb (luggage compartment lamp)	13466
Bracket (stone deflector to hood lock support)	17772	Bulb (map light)	13730
Bracket (suspension arm)	5022	Bulb (parking lamp)	13465
Bracket (top control switch mounting)	15676	Bulb (rear lamp)	13465
Bracket (trans. overdrive control mounting)	77250	Bulb (roadlamp)	15220
Bracket (turn signal flasher mounting)	13351	Bulb (speedometer head)	13466
Bracket (W/S washer dash control mounting)	17614	Bulb (spotlight)	15330
Bracket (W/S wiper motor mounting)	17496	Bulb (turn indicator)	15021
Bracket assy (blower mounting)	18535	Bulb (utility lamp)	13465
Bracket assy (body to frame)-inner	55144-5	Bulb (utility lamp)	18570
Bracket assy (clutch release equalizer-engine)	77505	Bulb assy (engine excessive heat indicator)	10990
Bracket assy (clutch release equalizer shaft)	7507	Bulb assy (headlamp)	13007
Bracket assy (engine front support)	6028-9	Bulb assy (heat indicator)	10884
Bracket assy (engine rear support)	5059	Bulb assy (spotlight)	15330
Bracket assy (frame to body)	5144-5	Bumper (brake master cyl. push rod)	22144
Bracket assy (fuel tank rear support)	9046	Bumper (clutch pedal)	7583
Bumper assy (hood to cowl top)	16763	Bumper (fender to hood)	16758
Bracket assy (ignition switch light)	3764	Bumper (fender to hood front)	16754
Bracket assy (instrument warning signal)	15853	Bumper (front suspension rebound)	3025
Bracket assy (luggage compt. spare wheel mounting)	7247070	Bumper (glove compartment door)	16758
Bracket assy (muffler outlet pipe)	5261	Bumper (hood locking mechanism to grille bar)	7023030
Bracket assy (oil pan)	6825	Bumper assy (floor pan)	5783
Bracket assy (rear cross member to tail pipe insulator)	5100	Bumper assy (front suspension lower arm)	3019
Bumper assy (rear license plate support)	13398	Bumper assy (front suspension lower arm)	3020
Bracket assy (spare wheel carrier)	1433	Bumper assy (rear axle)	5783
Bracket assy (spotlight)	15321	Bumper assy (rear spring)	5783
Bracket assy (spotlight)	18576	Bumper Guard Group (page 391)	
Bracket assy (suspension arm and shock mounting)	5023	Bushing (brake master cyl.)	2470
Bracket assy (tire inflator & fire extinguisher)	17942	Bushing (brake master cyl. push rod)	22473
Bracket assy (turn signal flasher)	13348	Bushing (brake pedal)	2461
Bracket & cap (oil line to cylinder head)	6842	Bushing (clutch and brake pedal)	7526
Bracket & insulator assy (muffler inlet pipe)	5270	Bushing (clutch release lever)-upper	2470
Bracket & insulator assy (muffler outlet pipe)-front	5259	Bushing (clutch release shaft)	7508
		Bushing (cutout unit resistor insulating)	10621
		Bushing (distributor)	12132
		Bushing (distributor base)	12120

Alphabetical Index —Continued

Part Name	Basic Part No.	Part Name	Basic Part No.
Bushing (distributor primary terminal)	12233	Cap and injector assy (w/S washer)	17616
Bushing (front suspension lower arm inner shaft)	3063	Cap & oil level indicator assy (oil filler)	77625
Bushing (front suspension upper arm inner shaft)	3062	Cap assy (brake master cylinder filler)	2162
Bushing (front wheel spindle pin)	3110	Cap assy (fuel tank filler)	9030
Bushing (fuel pump push rod)	6025	Cap assy (oil filler)	6766
Bushing (fuel pump rocker arm)	9389	Cap assy (radiator)	8100
Bushing (generator field terminal insulator)	10202	Cap assy (steering wheel hub)	3623
Bushing (heat tube to intake manifold)	9888	Cap assy (trans oil filler)	77630
Bushing (oil pump)	6612	Cap assy (wheel hub)	1130
Bushing (oil pump drive idler)	6657	Carburetor assy	9510
Bushing (pedal)	7526	Carburetor Group (Page 208)	
Bushing (piston pin)	6207	Carburetor Chart (Page 215,	
Bushing (rear spring shackle)	5719	Carrier & diff. assy (rear axle)	4200
Bushing (shock absorber insulator)-Rubber	18197	Carrier assy (rear axle differential)	4017
Bushing (spindle)	3110	Carriers and Covers Group (Page 3)	
Bushing (spindle support)-lower	3089	Cartridge (oil filter)	6841
Bushing (stabilator to spindle support)	5496	Case (differential gear)	4205
Bushing (starter rear end plate)	11135	Case (transmission)	7006
Bushing (steering worm sector)	3576	Case and bushings assy (transmission)	7005
Bushing (trans. input shaft)	7120	Case and core assy (heater)	18478
Bushing (trans. output shaft)	77062	Case, bezel & lens (charge & temperature indicator)	9298
Bushing (trans. rear clutch sun gear)	77507-8	Case, bezel & lens (fuel & oil pressure indicator)	9286
Bushing (valve guide)	6510	Cement (rubber)	19522
Bushing (water pump)	8520	Chart - Carburetor (Page 215)	
Bushing assy (front suspension lower arm inner shaft)	3063	Chart - Distributor (Page 262)	
Bushing assy (front suspension upper arm inner shaft)	3062	Chart - Frame (Page 62)	
Bushing assy (steering idler arm)	3356	Chart - Front and Center Main Bearing Liner (Page 92)	
Button (radio knob opening plug)	18856	Chart - Fuel Pump (Page 202)	
— C —			
Cable assy (battery to ground)	14301	Chart - Gear Shift Housing, Levers, Cam and Shafts (Page 159)	
Cable assy (battery to relay)	14300	Chart - Generator (Page 239)	
Cable assy (dash to engine)	14303	Chart - Merc.O-Matic (Page 122)	
Cable assy (fresh air hot water heater temperature)	18518	Chart - Oil Pump (Page 98)	
Cable assy (fresh air ventilating inlet)	7201890-1	Chart - Rear Axle (Page 50)	
Cable assy (fresh air ventilating inlet)	7301890-1	Chart - Rear Main Bearing Liner (Page 92)	
Cable assy (hood catch control)	16916	Chart - Rear Shock Absorber Stud (Page 361)	
Cable assy (radio antenna)	18812	Chart - Rear Spring Clip (Page 75)	
Cable assy (speedometer)	17260	Chart - Rear Spring Inner Clamp (Page 77)	
Cable assy (starter relay to starter)	14431	Chart - Rear Spring Outer Clamp (Page 76)	
Cable assy (starter solenoid to pump solenoid)	14506	Chart - Speedometer (Page 333)	
Cable and conduit assy (hand brake)-front	2853	Chart - Starter (Page 254)	
Cable and conduit assy (hand brake)-rear	2275	Chart - Starter Drive (Page 256)	
Cable and shaft assy (speedometer)	17260	Chart - Steering Column Gear Shift (Page 152)	
Cage assy (transmission overdrive pinion)	7673	Chart - Transmission (Page 115)	
Cam assy (carburetor fast idle)	9597	Chart - Transmission Overdrive (Page 107)	
Cam assy (directional signal turn-off)	13318	Chart - Voltage Regulator (Page 243)	
Cam and shaft (transmission high & intermediate)	7280	Chart - Water Pump (Page 183)	
Cam and shaft (transmission low & reverse)	7282	Choke assy (automatic)-complete	9851
Cam and shaft assy (trans. low and reverse shift)	7283	Cigar Lighter Lamp Group (Page 392)	
Cam,roller & cage assy (trans. overdrive free wheel)	7675	Cigar Lighter Group (Page 310)	
Camshaft	6250	Cigar Lighter & Map Lamp Group (Page 392)	
Camshaft and Crankshaft Group (Page 89)		Cigar lighter and map lamp assy	15050
Cap (carburetor dashpot)	99588	Circuit breaker & bracket assy	12258
Cap (front hub grease)	1139	Clamp (air duct retainer)	8725
Cap (fuel tank)	9030	Clamp (back up lamp wiring)	18954
Cap (generator end plate)	10118	Clamp (carb. automatic choke thermostat housing)	9842
Cap (wheel hub)	1130	Clamp (carb. economizer body cover)	99985
Cap (wheel hub)	1137	Clamp (crankcase ventilation tube)-lower	6821
Cap & emblem assy (steering wheel)	3623	Clamp (crankcase ventilation tube)-upper	6828
Cap and oil level indicator assy (oil filler)	77625	Clamp (direction signal flash)	13351
Cap & spring assy (steering wheel)	3623	Clamp (distributor)	12270
		Clamp (distributor terminal housing)	12144

Alphabetical Index—Continued

Part Name	Basic Part No.	Part Name	Basic Part No.
Clamp (engine compartment lamp wire)	18954	Clip (map lamp)	13767
Clamp (front bumper grille guard)	17934-5	Clip (overdrive control cable)	4296
Clamp (fresh air hot water heater hose)	18572	Clip (pipe to frame side member)	14197
Clamp (hose)	17410	Clip (quarter panel wheel cover reinforcement)	7328006
Clamp (hot water heater hose)	18572	Clip (heater switch wire)	14586
Clamp (muffler inlet pipe)	5298	Clip (hood latch cable to fender apron)	14550
Clamp (muffler inlet pipe)-lower	5265	Clip (hood release cable)	14197
Clamp (muffler outlet pipe)	5251	Clip (horn wire to fender apron)	14197
Clamp (muffler outlet pipe)-lower front	5265	Clip (hydraulic tubing)	14577
Clamp (muffler outlet pipe)-lower rear	5280	Clip (luggage compartment lamp wire)	14197
Clamp (muffler outlet pipe)-upper front	5259	Clip (luggage compartment wiring)	14586
Clamp (muffler outlet pipe)-upper rear	5260	Clip (heater door)	18726
Clamp (radio antenna hose)	18954	Clip (rear brake hose to frame bracket)	2814
Clamp (rear lamp mounting)	13517-8	Clip (rear lamp wire)	14588
Clamp (rear spring)	5724-5	Clip (rear lamp wiring)	14586
Clamp (roadlamp wire)	15226	Clip (rear spring)-spring to rear axle	5705
Clamp (roadlamp wiring)	18954	Clip (roadlamp wiring loom)	15233
Clamp (spare wheel & tire)	1446	Clip (rod end clevis)	9825-26
Clamp (spare wheel hold down)	1499	Clip (seat wiring)	14586
Clamp (spare wheel hold down-front)	1446	Clip (speedometer cable to steering column)	17278
Clamp (spindle connecting rod)	3287	Clip (spotlight wiring)	15342
Clamp (steering column)	3507	Clip (starter cable to splash shield)	14550
Clamp (trans. oil filler tube)	77021	Clip (starter relay to starter cable)	14197
Clamp (wheel wrench and jack)	17091	Clip (starter solenoid to pump solenoid cable)	14197
Clamp (W/S washer hose)	18954	Clip (stop lamp wiring to fender apron)	14197
Clamp assy	8287	Clip (throttle rod trunnion to carburetor)	9826
Clamp assy (battery)	5165	Clip (trans. overdrive control cable to engine)	7713
Clamp assy (carburetor air cleaner)	9628	Clip (wheel stone deflector)	1039
Clamp assy (fresh air duct)	8725	Clip (window and dome lamp switch)	14586
Clamp assy (fuel tank to filler neck hose)	8287	Clip (window regulator hsg. retainer)	14570
Clamp assy (fuel tank vent pipe hose)	9171	Clip (window regulator switch retaining)	14559
Clamp assy (radiator hose)	8287	Clip (window regulator wiring to door hinge)	14649
Clamp assy (steering column brkt.)	33689	Clip (wiring)	14585
Clamp assy (trans. overdrive governor cover)	6942	Clip (wiring to dash panel flange in engine compt.)	14586
Clamp & "U" bolt assy (muffler inlet)	5252	Clip assy (hood front ornament retainer)	16602
Cleaner (body)-liquid	19520	Clip assy (hood front ornament retainer)	16634
Cleaner (chrome)	19522	Clock (electric)	15005
Cleaner (spot remover)	19521	Clock assy (electric)	15000
Cleaner (upholstery)-foam	19526	Clock Group (Page 310)	
Cleaner (white sidewall tire)	19523	Cloth (dust)	19517
Cleaner and polish (body)	19518	Clutch Group (Page 162)	
Cleaner, polish and wax (body)	19519	Clutch assy (converter stator)	7940
Clip (accel. shaft to accel. rod end clevis)	9825	Coating (Chrome)	19514
Clip (back up lamp wire)	14586	Cock assy (radiator drain)	8115
Clip (body wire to wheel flange)	14586	Coil assy (generator field)	10175
Clip (brake pipe hose to frame brkt.)	2814	Coil assy (ignition)	12029
Clip (brake pipe to frame)	14197	Coil assy (starter field)	11083-85
Clip (brake pipe to rear axle)	2244	Collar (distributor shaft)	12195
Clip (cowl wiring to fender apron)	14197	Compound (body porcelainize)-liquid	19528
Clip (cowl wiring to instrument cluster)	14588	Condenser assy (distributor)	12300
Clip (cowl wiring to instrument panel)	14585	Conduit (ignition cable)	12110
Clip (electric wiring)	14586	Cone & roller (front wheel)-inner	1201
Clip (electric wiring & tubing)	14599	Cone & roller (front wheel)-outer	1216
Clip (foot switch wiring to rear L.H. fender apron)	14586	Cone & roller assy (rear axle differential)	4221
Clip (fresh air regulator control)	18590	Cone & roller assy (rear axle driving pinion)	4621
Clip (front brake pipe)	2244	Cone & roller assy (rear axle driving pinion brg.)	4630
Clip (fuel line to dash)	9296	Connecting link & ball stud assy (steering)	3304
Clip (hand brake cable)	2279	Connection (W/S wiper "T")	17489
Clip (hand brake cable)-rear	2505	Connection assy (cylinder head water outlet)	8592
Clip (hand brake cable spring lock)	2814	Connector (air valve assy to fender apron air duct) -RH	7001878
Clip (headlamp & parking lamp wiring to fender apron)	14199	Connector (air valve assy to fender apron air duct) -LH	7001879
Clip (headlamp door ring retaining)	13067	Connector (front brake line)	2075
Clip (headlamp wiring to hood latch support)	14281		

Alphabetical Index—Continued

Part Name	Basic Part No.	Part Name	Basic Part No.
Connector (heater blower to air valve)	18584	Cup (front wheel bearing)-inner	1202
Connector (heater to blower air duct)	18489	Cup (front wheel bearing)-outer	1217
Connector (map lamp wiring)	14487	Cup (generator & distributor oil)	10141
Connector (rear brake line)	2074	Cup (rear axle differential bearing)	4222
Connector (W/S wiper tube to manifold)	17597	Cup (rear axle driving pinion bearing)-front	4616
Connector (wire & sleeves)	14487	Cup (rear axle driving pinion bearing)-rear	4628
Connector assy (generator brush)	10037	Cup (rear brake wheel cyl.)	2201
Connector & insulator assy (wiring terminal)	14487	Cup (steering gear bearing)	3552-3
Control assy (air regulator)	18646	Cup (water pump oil)	10141
Control assy (automatic choke)	9850	Curb Buffer Group (Page 392)	
Control assy (fresh air heater defroster)	18548	Curb Signal Group (Page 394)	
Control assy (fresh air heater temperature)	18518	Cushion assy (regulator to dash mounting)	10610
Control assy (fresh air hot water heater defroster)	18548	Cylinder (brake master)	2140
Control assy (fresh air vent control)	18561	Cylinder assy (engine)	6009
Control assy (hand brake)	2780	Cylinder assy (front brake)	2061-2
Control assy (rear window wiper)	17407	Cylinder assy (rear brake)	2261-2
Control assy (transmission main)	77700	Cylinder assy (spare wheel and tire lock)	18309
Control assy (transmission overdrive)	4078	Cylinder (trans. front clutch)	77556
Control assy (transmission overdrive)	77244	Cylinder block	6010
Control assy (W/S wiper)	17470	Cylinder and Engine Supports Group (Page 80)	
Core assy (fresh air hot water heater)	18477	Cylinder & keys assy (ignition switch lock)	11582
Countershaft (transmission)	7111		
Courtesy Lamp Group (Page 285)		— D —	
Cover (accelerator pedal dust shield)	9777	Dashpot assy (carburetor)	99560
Cover (brake adjusting hole)	2092	Deflector (driving pinion oil seal dust)	4859
Cover (cylinder front)	6059	Deflector (radiator air)	8327
Cover (flywheel housing)	6409	Deflector (rear bumper stone)	17808
Cover (fuel tank filler floor opening)	9008	Deflector (rear bumper stone)-lower	17888
Cover (generator regulator)	10560	Deflector (rear fender to rear lamp)	17836
Cover (headlamp dimmer switch)	13535	Deflector assy (exhaust)	18259
Cover (oil pump)	6616	Deflector assy (front bumper stone)	17744
Cover (oil pump drive)	6658	Deflector assy (radiator side air)	8104-5
Cover (rear axle housing)	4192	Deflector assy (rear bumper stone)	17801
Cover (steering gear housing)	3580	Deflector assy (rear bumper stone)	17845
Cover (steering gear housing)	3589	Defroster assy (rear window)	18630
Cover (trans. governor inspection)	77138	Dial (instrument cluster main)	10887
Cover (transmission governor valve body)	77135	Dial (transmission gear shift indicator)	15805
Cover (transmission inspection hole)	7518	Diaphragm assy (distributor)	12370
Cover (transmission overdrive mainshaft bearing)	7777	Diaphragm assy (fuel pump rod)	9398
Cover (transmission rear oil pump)	77860	Diaphragm assy (vacuum pump)	99390
Cover (wiring junction block)	14660-1	Directional Turn Signal Group (Page 274)	
Cover & plugs assy (carb. main body)	99983	Disc (radio and rear seat speaker volume and tone control)	18830
Cover & screen assy (oil pump)	6622	Disc (radio knob trim)	18818
Cover and tube assy (trans. oil pressure reg. body)	77451	Disc assy (clutch)	7550
Cover assy (converter)	7950	Distributor Chart (Page 262)	
Cover assy (converter hsg.)	7991-2	Distributor, Circuit Breaker & Dist. Wiring Group (Page 259)	
Cover assy (converter hsg. lower access)	77979	Distributor (trans. clutch & governor oil)	77881
Cover assy (flywheel housing)	6366	Distributor assy (less terminal housing & rotor)	12127
Cover assy (horn motor)	13809	Dome Lamp Group (Page 286)	
Cover assy (oil pressure regulator)	77450	Door (back up lamp)	15513
Cover assy (oil pump screen)	6615	Door (dome lamp)	13788
Cover assy (quarter panel wheel opening)	7027974	Door Edge Guard Group (Page 394)	
Cover assy (quarter panel wheel opening)	7227968	Door Handle Shield Group (Page 394)	
Cover assy (quarter panel wheel opening)	7327968	Door (parking lamp)	13210
Cover assy (quarter panel wheel opening)	7327974	Door (parking lamp)	13212
Cover assy (rear axle housing)	4033	Door (rear lamp)	13448-9
Cover assy (tire)	1395	Door (spotlight lens)	15328
Cover assy (valve chamber)	6519	Door and lens assy (courtesy lamp)	13723
Crankshaft & plugs assy	6303	Door assy (headlamp)	13045
Cross member assy (frame front)	5019	Door assy (rear lamp)	13446
Cup (accelerator shaft bracket)	9794	Dowel (crankshaft to converter drive plate)	6387
Cup (brake master cylinder)	2173	Dowel (flywheel housing)	6397
Cup (brake shoe hold down)	2066		
Cup (distributor oil)	10141		
Cup (front brake wheel cyl.)	2202		

Alphabetical Index—Continued

Part Name	Basic Part No.	Part Name	Basic Part No.
Dowel (hood lock)	16929	Flasher (hand brake signal lamp)	15858
Drive assy (starter)	11350	Flasher assy (direction turn signal)	13350
Driver assy (rear window wiper)	17409	Flasher & sleeve assy (hand brake signal lamp)	15855
Drive shaft and universal joint assy	4602	Float assy (carburetor)	9550
Drive Shaft and Universal Joint Group (Page 58)		Fluid (brake)	19542
Drum and sun gear assy (trans. front brake)	77502	Fluid (Merc-O-Matic transmission)	19582
Drum assy (front brake)	1125	Fluid (shock absorber)	19541
Drum assy (rear brake)	1126	Fluid (window regulator)	19545
Duct assy (converter air)	7990	Flywheel assy	6375
Duct assy (heater inlet)	18457	Flywheel and Valves Group (Page 93)	
Duct assy (ventilating air)	8702-3	Fork (clutch release shaft)	7515
— E —		Fork (gear shifter)	7230-1
Elbow (crankcase ventilation tube)	6762	Fork & rail assy (transmission overdrive shift)	7680
Elbow (hot water heater connection)	18599	Frame (license plate)	18480
Elbow (thermostatic choke control tube)-inlet	9877	Frame assy	5005
Elbow (thermostatic choke control tube)-outlet	9884	Frame Chart (Page 62)	
Electric fuel gauge (tank unit)	9275	Frame Group (Page 60)	
Electric Motors and Wiring Group (Page 306)		Front & Center Main Bearing Liner Chart (Page 92)	
Element (oil filter)	6744	Front Brakes Group (Page 6)	
Emblem (steering wheel cap)	3649	Front Bumper Group (Page 341)	
Emergency Brake & Hand Brake Lever Group (Page 25)		Front Fender Group (Page 313)	
End assy (spindle connecting rod)	3289	Front Spring Group (Page 70)	
End assy (spindle connecting rod)	3290	Front Stabilizer Group (Page 70)	
Engine Compartment Lamp Group (Page 394)		Front Suspension Group (Page 27)	
Equalizer (hand brake cable)	2119	Front Vent Wind Deflector Group (Page 395)	
Equalizer assy (clutch)	77589	Front Wheels, Hubs, Bearings, Caps, etc. Group (Page 1)	
Escutcheon (domè lamp switch)	13770	Front Pump Chart (Page 202)	
Exhaust Deflector Group (Page 395)		Fuel Pump Group (Page 198)	
Extension (carburetor throttle lever)	99586	Fuel Tank Filler Neck Opening Guard Group (Page 396)	
Extension (cylinder block drain cock)	8081	Fuel Tank, Fuel Gauge & Oil Gauge Group (Page 192)	
Extension (radiator grille inner)	8230-1	Fuse (cigar lighter)	14526
Extension (radiator grille outer)	8376-7	Fuse (clock)	14526
Extension assy (carb. nozzle tube)	99986	Fuse (fresh air hot water heater)	14526
Extension assy (radiator grille)	8224-5	Fuse (instrument panel lights)	14526
Extension assy (spare tire valve)	18349	Fuse (lighting circuit)	14526
Extension, bearing & seal assy (transmission)	7650	Fuse (radio)	14526
Exterior Sun Visor Group (Page 395)		Fuse (turn signal)	14526
— F —		— G —	
Fan and hub assy	8604	Gas Filler Lid Lock Group (Page 396)	
Fan Group (Page 185)		Gasket (air cleaner element)	99622
Fan, hub and bracket assy	8602	Gasket (air cleaner to carburetor)	9654
Felt (oil level indicator gasket)	6761	Gasket (air cleaner to carburetor)	99654
Fender assy (front)	16005-6	Gasket (back up lamp)	15510
Fender assy (front)	16008-9	Gasket (brake master cylinder)	2152
Fender assy (rear)	16312-3	Gasket (brake master cylinder filler cap)	2167
Ferrule (fuel line)	9242	Gasket (brake master cylinder outlet)	2154
Ferrule (inlet tube)	9242	Gasket (carb automatic choke housing to air horn)	9853
Filler (fuel tank)	9034	Gasket (carburetor automatic choke piston housing)	9871
Filler assy (W/S wiper blade)	17593	Gasket (carburetor body to throttle body)	9516
Filter assy (fuel pump filter bowl)	9365	Gasket (carburetor flange)	9447
Filter assy (oil)	6714	Gasket (carburetor float needle seat)	9569
Filter (fuel pump drain)	9486	Gasket (carburetor float needle seat plug)	9945
Fire extinguisher & tire inflator assy	17940	Gasket (carburetor fuel inlet adapter)	9229
Fitting assy (front brake tube)	22076	Gasket (carburetor fuel inlet seat screw)	99571
Fitting (master cylinder outlet)	2076	Gasket (carburetor main body cover)	9985
Fitting (rear brake line)	2074	Gasket (carburetor power jet)	9608
Fitting (W/S washer)	17615	Gasket (choke thermostat housing)	9853
Flange (steering column tube)	3511	Gasket (converter cover)	7963
Flange assy (steering column tube)	3509	Gasket (converter housing lower cover)	7988-9
Flange assy (universal joint)	4851	Gasket (converter impeller hub)	7916
		Gasket (cutout regulator)	10623
		Gasket (cylinder front cover)	6020

Alphabetical Index—Continued

Part Name	Basic Part No.	Part Name	Basic Part No.
Gasket (cylinder head)-RH	6051	Gasket (transmission bearing retainer)	7051
Gasket (cylinder head)-LH	6083	Gasket (transmission front oil pump)	77836
Gasket (cylinder outlet connection)	8255	Gasket (transmission gear shift housing)	7223
Gasket (driving pinion oil seal)	4671	Gasket (trans. governor inspection cover)	77139
Gasket (engine oil relief valve nut)	12410	Gasket (transmission oil pan)	77486
Gasket (exhaust manifold)	9448	Gasket (transmission oil pump to case)	77862
Gasket (fan)	8638	Gasket (trans. overdrive governor switch)	6938
Gasket (fan rear)	8646	Gasket (transmission overdrive housing adapter)	7661
Gasket (fresh air hot water heater blower housing to valve assy)	18570	Gasket (transmission overdrive main shaft cover)	7778
Gasket (fresh air hot water heater blower motor mounting)	18583	Gasket (transmission overdrive rail switch)	6932
Gasket (fresh air hot water heater core housing to dash)	18570	Gasket (transmission to overdrive case)	7086
Gasket (fresh air hot water heater temperature reg.)	18595	Gasket (vacuum pump cover plate)	99367
Gasket (fresh air valve to dash)	18570	Gasket (vacuum pump valve to body)	9367
Gasket (front brake line connector bolt)	2149	Gasket (valve chamber cover)	6521
Gasket (fuel pump adapter to valve chamber cover)	9374	Gasket (water outlet connection)	8255
Gasket (fuel pump filter bowl)	9364	Gasket (water pump)	8507
Gasket (fuel pump push rod oil seal)	9408	Gasket (wheel bearing retainer)	2245
Gasket (fuel pump to adapter)	9417	Gasket (window regulator multiple switch)	14616
Gasket (fuel pump vacuum cover plate)	99367	Gasket (window regulator single switch)	14554
Gasket (fuel pump vacuum pump cover plate screw)	9357	Gasket (W/S wiper)	17550
Gasket (fuel pump valve)	9367	Gasket (W/S wiper pivot shaft)	17541
Gasket (fuel tank drain plug)	9388	Gasket assy (carburetor air horn to throttle body)	9519
Gasket (fuel tank gauge unit flange)	9276	Gauge (oil)-engine unit	9278
Gasket (generator end plate)	10119	Gauge (oil pressure)-instrument group	9273
Gasket (headlamp to fender)	13044	Gauge assy (fuel tank unit)	9275
Gasket (heater core tubes)	18596	Gear (camshaft)	6256
Gasket (heater motor mounting)	18583	Gear (crankshaft)	6306
Gasket (heater temperature regulator)	18595	Gear (differential side)	4236
Gasket (hot water fresh air heater)	18570	Gear (distributor drive)	6254
Gasket (instrument cluster bezel)	10856	Gear (distributor drive)	6255
Gasket (intake manifold)	6521	Gear (distributor driven)	12390
Gasket (license plate lamp)	13568	Gear (flywheel starting)	6384
Gasket (manifold to outlet pipe)	9450	Gear (oil pump drive)	6254
Gasket (oil filter cover)	6885	Gear (oil pump driven)	6610
Gasket (oil filter cover screw)	18675	Gear (oil pump shaft)	6652
Gasket (oil filter element)	6746	Gear (speedometer driving)	17285
Gasket (oil level indicator)	6753	Gear (transmission countershaft)	7113
Gasket (oil pan)	6710-1	Gear (transmission low and reverse)	7100
Gasket (oil pan drain plug)	6734	Gear (transmission main drive)	7017
Gasket (oil pump)	6626	Gear (transmission overdrive governor driven)	6922
Gasket (oil pump cover)	6619	Gear (transmission overdrive ring)	7653
Gasket (oil pump drive cover)	6659	Gear assy (oil pump drive idler)	6655
Gasket (oil pump relief valve nut)	12410	Gear assy (speedometer driven)	17322
Gasket (oil pump relief valve nut)	6669	Gear assy (steering)	3504
Gasket (parking lamp lens)	13211	Gear assy (trans. front clutch sun)	77530
Gasket (parking lamp water seal)	13244	Gear assy (transmission main shaft intermediate)	7102
Gasket (rear brake backing plate)	2256	Gear assy (transmission overdrive sun)	7670
Gasket (rear axle carrier cover)	4035	Gear & bushing (transmission reverse idler)	7141
Gasket (rear brake line connector)	2149	Gear & case assy (transmission overdrive)	6905
Gasket (rear lamp)	13461	Gear shift assy (transmission)	7200
Gasket (rear lamp door)	13460-1	Gear Shift Group (Page 144)	
Gasket (rear lamp hinge bracket to body)	13446	Gear Shift Housing, Levers, Cam and Shafts Chart (Page 159)	
Gasket (rear lamp water seal)	13453	Generator (less pulley, bracket & bolt)	10002
Gasket (rear lamp white lens)	13447	Generator assy	10002
Gasket (rear license lamp lens)	13568	Generator Chart (Page 239)	
Gasket (regulator cover to base)	10623	Generator Group (Page 237)	
Gasket (regulator cutout)	10623	Glass (speedometer)	10850
Gasket (spark plug)	12410	Governor & governor gear assy (trans. overdrive)	6943
Gasket (speedometer)	10895	Governor assy (transmission)	77130
Gasket (speedometer gear bearing)	17275	Grease (distributor)	19575
Gasket (spotlight bracket)	15324-5	Grease (spring lubrication)	19580
Gasket (steering gear housing)	3581	Grease (wheel bearing)	19585
Gasket (steering housing cap)	3593	Grease retainer assy (front wheel)	1190
		Grille Guard Group (Page 396)	
		Grille (radiator)	8150-1

Alphabetical Index—Continued

Part Name	Basic Part No.	Part Name	Basic Part No.
Grille (rear window defroster)	18640	Hinge assy (hood)	16796-7
Grommet (air control)	18912	Hinge assy (rear lamp)	13424
Grommet (electric wiring)	14608	Hinge assy (rear lamp & license bracket)	13425
Grommet (electric wiring)	14567	Hinge & lever assy (accelerator pedal)	9765
Grommet (female clinch)	6931	Holder (starter brush)	11061
Grommet (fresh air valve control through dash)	14605	Hood assy	16611
Grommet (fuel gauge wire thru floor pan)	14567	Hood assy	16612
Grommet (fuel tank filler)	9080	Hood Group (Page 323)	
Grommet (fuel tank filler neck)	9072	Hood Insulation Group (Page 397)	
Grommet (fuel tank filler neck)	9084	Hook (hood catch)	16896
Grommet (fuel tank vent pipe)	99068	Hook assy (hood auxiliary catch)	16892
Grommet (fuel tank vent tube)	9024	Horn assy	13832-3
Grommet (hand brake cable insulator)	14602	Horn Group (Page 288)	
Grommet (hand brake cable opening in dash)	7201695	Horn & bracket assy	13801-2
Grommet (hand brake cable thru dash panel)	14602-3	Horn & plugs assy (carburetor air)	9524
Grommet (headlamp dimmer switch)	13090	Hose (fresh air hot water heater defroster)	18556
Grommet (headlamp dimmer switch)	13092	Hose (fresh air hot water heater temperature valve to heater core)	18551
Grommet (headlamp wire)	13091	Hose (fuel tank filler)	9047
Grommet (headlamp wiring thru air deflector)	14615	Hose (fuel tank filler air relief)	9170
Grommet (heater blower motor mounting)	18605	Hose (fuel tank vent tube)	9170
Grommet (hood catch cable)	14605	Hose (heater control valve to engine)	18648
Grommet (ignition wire to clip)	12297	Hose (heater defroster)	18556
Grommet (license lamp wiring)	14617	Hose (heater temperature control vacuum inlet)	18666
Grommet (male clinch)	6930	Hose (heater temperature control vacuum outlet)	18668
Grommet (overdrive cable thru dash)	14605	Hose (heater to engine water outlet)	18686
Grommet (parking lamp wiring thru air deflector)	14615	Hose (hot water fresh air heater)	18472
Grommet (rear lamp wiring)	14603	Hose (radiator lower)	8286
Grommet (top control relay to circuit breaker wire)	18912	Hose (radiator upper)	8260
Grommet (W/S wiper connecting arm)	17562	Hose (rear window wiper)	17412
Grommet (W/S wiper hose thru dash panel)	14602	Hose (rear window wiper)	17413
Grommet (wiring)	14603	Hose (water regulator to heater)	18551
Grommet (wiring & turn signal wiring thru dash)	14603	Hose (W/S washer)	17580
Grommet (wiring thru dash & floor pan)	14603	Hose (W/S washer)	17583
Guard (front cross member)	55027	Hose (W/S wiper)	17522
Guard (fuel tank filler neck opening)	18296	Hose (W/S wiper)	17543
Guard (radiator grille)	17768	Hose assy (brake master cyl. to connector)	22264
Guard assy (bumper front grille)	17938-9	Hose assy (front brake)	2079
Guard assy (front bumper)	17996-7	Hose assy (fuel pump to fuel line)	9288
Guard assy (radiator grille)	17768	Hose assy (rear brake)	2078
Guard assy (rear bumper)	17984-5	Hot Water Heater Group (Page 397)	
Guard assy (rear bumper license plate)	17804	Housing (front brake cyl.)	2190-1
Guide (hood lock spring)	16927	Housing (instrument and control panel)	10841
Guide (transmission O/Drive shift rail)	7696	Housing (instrument & control)	11829
- H -			
Hair (fuel pump body curled)	9486	Housing (spare wheel & tire lock cylinder)	18328
Hand Brake Signal Group (Page 396)		Housing (transmission gear shift)	7222
Handle & shank assy (turn signal switch)	13305	Housing assy (converter)	7975
Hanger (front bumper)	17770	Housing assy (distributor terminal)	12106
Hanger (front bumper inner)	17766-7	Housing assy (flywheel)	6392
Hanger (front bumper outer)	17754-5	Housing assy (rear axle)	4010
Hanger (rear bumper inner)	17787-8	Housing assy (rear axle)	44007
Hanger (rear bumper outer)	17795-6	Housing assy (steering gear)	3548
Hanger (rear spring)	5770,75	Housing assy (transmission gear shift)	7201
Hanger (rear spring shackles)	5610-1	Housing assy (transmission gear shift lamp)	15800
Hanger assy (fuel tank front)	9066	Housing assy (transmission overdrive)	7650
Head (cylinder)	6049-50	Housing & bushing assy (steering gear)	3548
Head (starter drive)	11381	Housing & core assy (fresh air hot water heater)	18506
Headlamp assy	13002	Housing & plugs assy (carb. automatic choke)	9849
Headlamp assy	13008	Housing & thermostat assy (carb. automatic choke)	9848
Headlamp Door Group (Page 396)		Housing & tube seat assy (rear wheel brake cylinder)	2135-6
Headlamp Group (Page 267)		Housing kit (trans. gear shift)	7201
Heater (fresh air hot water)-less blower	18478	Hub (clutch release bearing)	7561
Heater assy (fresh air hot water)	18455	Hub (converter impeller)	7915
		Hub (trans. front clutch)	77574
		Hub (trans. main shaft intermediate & high clutch)	7105

Alphabetical Index—Continued

Part Name	Basic Part No.	Part Name	Basic Part No.
Hub assy (fan)	8603	Jet assy (W/S washer)	17666
Hub and cup assy (front wheel)	1104	Jumper wire assy (heater switch to blower motor)	14309
Hub and brake drum assy (front)	1105	Jumper wire assy (ignition to heater switch)	14309
Hub and drum assy (front)	1102	Jumper wire assy (roadlamp)	14369
- I -		- K -	
Ignition Coil Group (Page 258)		Key (glove box & rear compartment door)	18306
Ignition Switch Group (Page 257)		Key (ignition & door lock)	3685
Impeller (water pump)	8512	Key (spare wheel and tire lock)	18306
Impeller assy (converter)	7908	Key (steering wheel)	3609
Indicator assy (charge)	10850	Key (valve spring retainer)	6518
Indicator assy (fuel gauge)	9280	Key (woodruff)	3609
Indicator assy (oil level)	6750	Kick Pad Group (Page 404)	
Indicator assy (oil pressure)	9273	Kit (accelerator pedal installation)	9735
Indicator assy (temperature)	10883	Kit (accessory fuse panel installation)	19137
Indicator assy (trans. oil level)	77626	Kit (ash receptacle or cigar lighter lamp)	18260
Indicator case, bezel & lens (charge & temperature)	9298	Kit (automatic W/S washer)	18293
Indicator case, bezel & lens (fuel & oil pressure)	9286	Kit (brake lining)	2007
Inhibitor (rust)	19546	Kit (brake master cylinder repair)	2004
Insert (oil pump relief valve nut)	6630	Kit (brake or clutch pedal extension additive)	2452
Insert (top control motor support spacer)	15679	Kit (brake shoe and lining)	2001
Insert (trans. main shaft intermediate & high clutch hub)	7116	Kit (brake spring repair)	22009
Insert (valve seat)	6057	Kit (carburetor conversion)	99524
Insert assy (rear spring)	5586	Kit (carburetor float and float spring)	99525
Instrument Panel Indicators Group (Page 246)		Kit (carburetor gasket)	9502
Insulation (generator terminal)	10202	Kit (carburetor metering repair)	9995
Insulator (brake pedal hub spring)	22482	Kit (carburetor pump rod repair)	9531
Insulator (current limiter contact post)	10522	Kit (carburetor replacement)	9510
Insulator (current limiter unit contact post)	10524	Kit (carburetor repair)	9590
Insulator (distributor primary terminal)	12234	Kit (caulking strip)	19560
Insulator (distributor to spark plug wire)	12113	Kit (cigar lighter and map lamp installation)	18288
Insulator (front shock absorber)	18198	Kit (cigar lighter element)	7004603
Insulator (front suspension coil spring)	5414-5	Kit (cigar lighter lamp)	18343
Insulator (generator brush)	10049	Kit (cigar lighter and map lamp installation)	18288
Insulator (generator brush holder rivet)	10048	Kit (convertible top)	7650105
Insulator (generator end plate)	10208	Kit (curb buffer rocker panel moulding installation)	18243
Insulator (generator frame to coil)	10206	Kit (curb signal installation)	19246
Insulator (hood front)	16738	Kit (cylinder head gasket)	6079
Insulator (hood rear)	16746	Kit (diff. gear & driving pinion)	44208
Insulator (horn wire terminal)	3635	Kit (directional turn signal)	18440
Insulator (rear spring center mounting)	55710	Kit (door lock and sleeve)	7221942
Insulator (spark plug)	12425	Kit (drag link ball stud repair)	3312
Insulator (stabilator bar to frame)	5484	Kit (engine compartment lamp installation)	18375
Insulator (stabilator to suspension lower arm)	5493	Kit (exhaust deflector)	18259
Insulator (starter brush holder)	11062	Kit (emergency utility lamp & case)	15550
Insulator (starter terminal)	11107	Kit (engine overhaul gasket)	6008
Insulator (steering column brkt.)	3682	Kit (exhaust control valve replacement)	9685
Insulator (steering column saddle)	3682	Kit (exhaust deflector)	18259
Insulator (steering wheel hub trim ring)	3665	Kit (exhaust manifold gasket)	9433
Insulator (thermostatic choke control outlet tube)	9865	Kit (fender shield)	18973
Insulator (transmission gear shift lever)	7246	Kit (frame conversion)	6028-54
Insulator (voltage limiter contact post)	10522	Kit (fresh air hot water heater switch repair)	18553
Insulator (voltage limiter frame)	10524	Kit (front brake lining)	2007
Insulator assy (engine front mount rebound)	6039	Kit (front brake shoe & lining)	2001
Insulator assy (engine rear)	6038	Kit (front bumper guard)	18412
Insulator assy (engine rear support)	6068	Kit (front shock absorber bushing)	18198
Intake & Exhaust Manifold Group (Page 206)		Kit (front suspension lower shaft)	3048
		Kit (front suspension lower spindle support)	3050
		Kit (front suspension upper inner shaft)	3047
		Kit (front suspension upper spindle support)	3049
		Kit (front vent wind deflectors)	19301
		Kit (front wheel brake cylinder repair)	2221
		Kit (fuel and vacuum pump repair)	9349
- J -			
Jack assy (bumper)	17080		
Jar (W/S washer)	17618		
Jet (carburetor main metering)	9533		

Alphabetical Index—Continued

Part Name	Basic Part No.	Part Name	Basic Part No.
Kit (fuel pump strainer)	99360	Knob assy (fresh air hot water heater blower switch)	18513
Kit (fuse)	14527	Knob assy (map lamp)	13755
Kit (gas filler lid lock installation)	18168	Knob assy (radio tuning control)	18824
Kit (generator brush)	10043	Knob assy (radio volume control and roadlamp control switch)	18817
Kit (glare proof rear view mirror)	18400	Knob assy (roadlamp switch)	15259
Kit (hand brake signal lamp installation)	18159	Knob assy (top control)	15674
Kit (headlamp door installation)	13077	Knob assy (transmission gear shift lever)	7213
Kit (heater switch repair)	18553	Knob assy (W/S wiper remote control)	17513
Kit (hood insulation)	19243	Knob & insert assy (lighting switch)	11661
Kit (ignition wire)	12259	Knuckle (universal joint)	4841
Kit (license plate frame window)	15480	Knuckle assy (front wheel)	3105
Kit (license plate frames)	18350		
Kit (master cyl. valve and seat)	2178	- L -	
Kit (medallion installation hub cap)	1141	Lacquer (touch-up)	19502
Kit (oil filter element replacement)	6731	Lamination (generator armature end)	10013
Kit (oil pan gasket)	6781	Lamp (engine compartment)	15702
Kit (quarter wheel cover moulding)	18326	Lamp assy (back up)	15500
Kit (radiator grille)	8150	Lamp assy (courtesy)	13706
Kit (radio rear seat speaker)	18834	Lamp assy (dome)	13776
Kit (reading and vanity light)	18295	Lamp assy (dome)	13777
Kit (rear brake lining)	2222	Lamp assy (hand brake signal)	15850
Kit (rear brake shoe & lining)	2200	Lamp assy (license plate)	13550
Kit (rear compartment draft deflector installation)	19136	Lamp assy (luggage compartment)	13506
Kit (rear door safety lock)	18333	Lamp assy (map lamp)	13756
Kit (rear fender shield installation)	18973	Lamp assy (parking)	13200-1
Kit (rear shock absorber bushing)	18197	Lamp assy (rear)	13402-05
Kit (rear spring rear shackle and front bolt)	5630	Lamp assy (rear)	13403
Kit (rear spring service leaf)	5560	Lamp assy (road)	15200
Kit (rear view mirror inside installation)	18400	Lamp assy (utility)	15550
Kit (rear view mirror installation)	18402	Lamp and bracket assy (rear)	13404-5
Kit (rear wheel brake cylinder repair)	2128	Lamp and wire assy (cigar lighter)	7004675
Kit (rear window wiper)	18387	Lead-in assy (radio antenna)	18812
Kit (roadlamp installation)	18207	Lens (back up lamp)	15514
Kit (spark plug insulator installation)	18344	Lens (dome lamp)	13783
Kit (speedometer conduit and shaft)	17260	Lens (license plate lamp)	13564
Kit (spindle bolt and bushing)	3111	Lens (parking lamp)	13208
Kit (spindle connecting rod)	3270	Lens (pillar lamp)	13783
Kit (spotlight installation)	18151	Lens (rear lamp)	13445
Kit (spotlight bracket installation)	18154-5	Lens (rear lamp)	13450
Kit (spotlight mirror installation)	18403	Lens (rear lamp)	13451
Kit (starter brush)	11057	Lens (rear lamp reflector)	13437
Kit (steering idler arm)	3352	Lens assy (hand brake signal lamp)	15856
Kit (steering spindle connecting rod end)	3270	Lens assy (map lamp)	13547
Kit (steering wheel & horn ring)	18373	Lens & retainer (luggage compartment lamp)	13547
Kit (thermostat)	8570	Letter (hood front)	16606
Kit (traffic lamp reflector installation)	18342	Lever (carburetor choke shaft)	9551
Kit (transmission extension gasket)	7153	Lever (carburetor choke shaft)	9846
Kit (trans. overdrive governor switch)	6937	Lever (hand brake equalizer)	2532
Kit (universal arm)	17464	Lever (trans. front band adjusting)	77354
Kit (universal joint)-front	7042	Lever (transmission gear shift)	7210
Kit (universal joint)-rear	7039	Lever (transmission overdrive control)	7689
Kit (universal kick pad)	19631	Lever (transmission overdrive reverse lockout)	7292
Kit (universal W/S wiper arm)	17464	Lever (trans. parking pawl toggle)	77315
Kit (valve retainer & sleeve)	6534	Lever (trans. parking pawl torsion spring)	77304
Kit (visor mounted map light installation)	18295	Lever (transmission rear band actuating)	77410
Kit (visor vanity mirror)	18208	Lever (transmission throttle control inner)	77286
Kit (water pump repair)	8591	Lever and shaft assy (carburetor throttle)	9581
Kit (window vents installation)	18246	Lever assy (carburetor dashpot pick-up)	99535
Kit (W/S wiper arm and blade display)	17528	Lever assy (carburetor throttle)	99532
Knob (fresh air ventilating inlet control)	18519	Lever assy (clutch release)	7515
Knob (heater switch)	18567	Lever assy (clutch release)	77537
Knob (radio receiver)	18817	Lever assy (fresh air vent control)	18561
Knob (rear window wiper control)	17408	Lever assy (heater temperature regulator control)	18549
Knob & element assy (cigar lighter)	15052	Lever assy (low & reverse shift)	7290

Alphabetical Index—Continued

Part Name	Basic Part No.	Part Name	Basic Part No.
Lever assy (parking breke operating)	2103-4	Motor assy (rear window defroster)	18631
Lever assy (transmission high & intermediate shift)	7285	Motor assy (rear window wiper)	17404
Lever assy (transmission manual control)	77252	Motor assy (seat regulator)	14547
Lever assy (transmission manual valve detent)	77280	Motor assy (top control)	15664
Lever assy (trans. parking pawl toggle operating)	77303	Motor assy (window regulator)	14549
Lever assy (transmission throttle control)-outer	77270	Motor assy (window regulator)	14553
Lever & insulator assy (transmission gear shift)	7302-3	Motor assy (windshield wiper)	17508
Lever and knob assy (trans. gear shift)	7202	Moulding (body rocker panel curb buffer)	7010176
Lever and shaft assy (carburetor throttle)	9927	Moulding (curb buffer body rocker panel)	7210176
License Plate Frame Windows Group (Page 405)		Moulding (curb buffer body rocker panel)	7210177
License Plate Frames Group (Page 405)		Moulding (curb buffer frt. fender lower edge)	16210-1
Light assy (spot)	15300	Moulding (front fender)	16003-4
Lighting Switch Group (Page 257)		Moulding (hood front)	16956
Line assy (fuel)	9282	Moulding (lower body side ornament)	7025635
Line assy (fuel)	9289	Moulding (lower body side ornament)	7325635
Liner (camshaft main bearing)-front and center	6333	Moulding (quarter wheel cover)	7228064-5
Liner (crankshaft main bearing)-rear	6331	Moulding (rear fender)	16382-3
Liner (rear spring clamp)	5334	Moulding (rear lamp)	13476
Link (brake shoe connecting)	2042	Mounting assy (blower motor)	18565
Link (clutch pedal retracting spring)	7592	Muffler assy.	5230
Link (fuel pump)	9381	Muffler Group (Page 65)	
Link (trans. parking pawl toggle)	77316		
Link (vacuum pump rocker arm)-RH	99380	— N —	
Link (vacuum pump rocker arm)-LH	99381	Needle (carburetor accelerator pump discharge)	9902
Link assy (brake master cylinder)	2143	Needle (carburetor idle adjusting)	9541
Link assy (carburetor accelerator pump)	9525	Needle & seat assy (carburetor float)	9564
Link & ball stud assy (steering connecting)	3304	Nipple (hot water heater return)	18599
Link & bracket assy (hood hinge)	16796-7	Nozzle (fresh air hot water heater defroster)	18490
Lock (diff. brg. adjusting nut)	4143	Nozzle & pivot mounting spacer (W/S washer)	17665
Lock assy (hood)	16700	Nozzle assy (defroster)	18491
Lock assy (spare tire)	1386	Numerical List of 15000 Miscellaneous Accessories	
Lock screw (distributor bracket)	12230	Group (Page 310)	
Locknut assy (steering thrust screw)	3539	Numerical List of 18000 Miscellaneous Accessories	
Lock set assy (glove compartment & spare wheel)	3689	Group (Page 362)	
Lock set assy (primary)	3687	Numerical List of 19000 Miscellaneous Accessories	
Lock set assy (primary & secondary)	3687	Group (Page 368)	
Lock set assy (secondary)	3689	Numerical Listing of Chassis Five Digit Part	
Lubricant (hypoid)-rear	19587	Numbers Group (Page 371)	
Lubriplate	19586	Numerical List of Special Bolts, Pins, Washers, etc.	
Luggage Compartment Lamp Group (Page 282)		Group (Page 384)	
		Numerical Listing of Standard Parts Group (Page 380)	
— M —		Nut (accelerator shaft to pedal rod adjusting)	9756
Manifold (exhaust)	9430-1	Nut (brake adjusting screw pilot)	2047
Manifold assy (intake)	9424	Nut (connecting rod)	6212
Mask (instrument cluster)	10890	Nut (diff. brg. adj.)	4067
Mask (parking lamp lens)	13224	Nut (double)-fan hub & spindle	8642
Master Brake Cylinder Group (Page 5)		Nut (fuel line compression)	9243
Medallion (hood)-front	724253C	Nut (fuel pump filter bowl bail)	9167
Medallion (steering wheel cap)	3656	Nut (hand brake equalizer lever)	2091
Medallion (wheel hub cap)	1141	Nut (headlight control hand switch)	11662
Member assy (frame cross)-intermediate	5029	Nut (heater switch retainer)	11662
Member assy (frame cross)-rear	5035	Nut (mirror to visor)	13816
Merc-O-Matic Transmission Chart (Page 122)		Nut (oil pump relief valve)	6672
Merc-O-Matic Transmission Group (Page 121)		Nut (rear spring clip)	5333
Mirror (non glare rear view mirror)	17700	Nut (spare wheel carrier bolt)	1462
Mirror (visor vanity)	13757	Nut (wheel bolt)	1012
Mirror assy (outside rear view)	18402	Nut (W/S wiper control)	17512
Mirror assy (rear view)	17682	Nut (wing)	1457
Mirror & bracket assy (rear view)	17700		
Miscellaneous Kits Group (Page 421)		— O —	
Mitt (car washing)	19512	Oil cup (generator and distributor)	10141
Motor assy (fresh air hot water heater blower)	18527	Oil cup (water pump)	10141

Alphabetical Index—Continued

Part Name	Basic Part No.	Part Name	Basic Part No.
Oil Filler and Crankcase Ventilation Group (Page 104)		Pedal assy (accelerator)	9735
Oil Filter Group (Page 102)		Pedal assy (brake)	2455
Oil for Merc-O-Matic transmission	19582	Pedal assy (clutch)	7519
Oil Pan Group (Page 100)		Pedal & bushing assy (brake)	2452
Oil pump assy	6600	Pedal & bushing assy (clutch)	7520
Oil Pump Group (Page 97)		Pedal, pad & clip assy (accelerator)	9735
Oil seal (fuel pump)	9469	Pin (brake and clutch pedal clevis)	7533
Oil seal (trans. front band servo piston)	77361-2	Pin (brake shoe anchor)	2027
Oil seal (trans. front band servo piston retainer)	77365	Pin (brake shoe hold down spring)	2069
Oil seal (trans. front clutch piston)	77557-8	Pin (carburetor choke plate stop)	9946
Oil seal (trans. front clutch sun gear)	77542	Pin (carburetor dashpot pick-up lever spring ret.)	99539
Oil seal (trans. front clutch sun gear)	77547	Pin (carburetor float hinge)	9558
Oil seal (transmission front pump)	77837	Pin (diff. pinion shaft lock)	4241
Oil seal (trans. oil distributor sleeve)	77883	Pin (front wheel spindle)	3115
Oil seal (trans. primary sun gear)	77543	Pin (fuel pump rocker arm)	9378
Oil seal (trans. rear band servo piston)	77414	Pin (gear shift interlock)	7235
Oil seal (trans. rear clutch piston)	77512-3	Pin (hand brake handle locking)	2819
Oil seal (trans. rear pump inlet tube)	77873	Pin (hand brake lever)	2859
Oil seal (trans. rear pump outlet tube)	77868	Pin (oil pump shaft gear)	6661
Oil seal (transmission throttle control shaft)	77265	Pin (piston)	6135
Oil seal (trans. shifting shaft)	7288	Pin (rear license plate mounting bracket hinge)	13432
Oil seal assy (transmission extension)	7657	Pin (starter drive pinion)	11365
Oil seal assy (transmission manual control lever)	77280	Pin (trans. band actuating lever shaft)	77356
Oil seal assy (transmission manual control lever)	77288	Pin (trans. countershaft & reverse idler shaft ret.)	7155
Ornament (front bumper grille guard)	17910	Pin (trans. front band anchor)	77377
Ornament (hood front)	16637	Pin (trans. parking pawl support)	77312
Ornament (hood front lower)	16606	Pin (trans. parking pawl toggle)	77317
Ornament (radiator grille center)	8158	Pin (trans. parking pawl toggle lever support)	77319
Ornament assy (hood)-front	16607	Pin (trans. parking pawl toggle link)	77318
Ornament assy (hood)-front	16850	Pin (trans. parking pawl torsion lever support)	77308
Ornament assy (hood top)-center	16851	Pin assy (rear spring)	5780
Outlet assy (heater defroster)	18480	Pinion (differential)	4215
		Pipe (cylinder block oil)	6021
		Pipe (muffler outlet)	5255
		Pipe (oil filler)	6763
		Pipe assy (exhaust crossover)	5267
		Pipe assy (front brake)	2263
		Pipe assy (fuel pump to carburetor)	9369
		Pipe assy (master cylinder to front brake)	2264
		Pipe assy (master cylinder to rear hose)	2265
		Pipe assy (muffler inlet)	5246
		Pipe assy (rear brake)	2267-8
		Pipe assy (rear brake tube connector to rear hose)	2265
		Pipe and hose assy (fuel tank filler)	9032
		Piston (carburetor choke)	9840
		Piston (rear brake wheel cylinder)	2197-8
		Piston (transmission rear band servo)	77413
		Piston (trans. front clutch)	77562
		Piston (trans. rear clutch)	77514
		Piston assy (automatic choke)	99523
		Piston assy (brake master cylinder)	2169
		Piston assy (carburetor accelerator pump)	9631
		Piston assy (carburetor automatic choke)	99523
		Piston assy (trans. front band servo)	77358
		Piston and Connecting Rod Group (Page 87)	
		Piston & stem assy (carburetor economizer)	9904
		Piston, pin & retainer set	6108
		Planet assy (transmission)	77162
		Plate (blower switch name)	18598
		Plate (brake master cylinder piston stop)	2188
		Plate (brake pedal extension)	22456
		Plate (brake shoe anchor pin guide)	2028
		Plate (carburetor automatic choke housing)	9844
		Plate (carburetor choke)	9545
		Plate (carburetor main body cover)	9984

— P —

Packing (automatic choke)	9845
Packing (carburetor accelerator pump operating rod)	9535
Packing (crankshaft)-rear	6347
Packing (oil pan & cylinder front cover)	6700
Packing (universal joint)	7078
Pad (back up lamp to car body)	15533
Pad (brake pedal plate)	2457
Pad (clutch & brake pedal)	2457
Pad (front fender apron & radiator support)	16186
Pad (front fender emblem)	16198
Pad (hood front ornament)	16675
Pad (hood)-on cowl	16740
Pad (license plate lamp mounting)	13572
Pad (parking lamp)	13217
Pad (radiator bottom support)	8125
Pad (rear lamp mounting)	13420-1
Pad (traffic reflector mounting)	15104
Pan (trans. control linkage splash)	7771
Pad assy (brake pedal)	2454
Pan assy (oil)	6675
Pan assy (transmission oil)	77472
Panel (front bumper stone deflector)	17794
Panel (front fender apron splash)	16032-3
Panel assy (radiator grille opening)	8190
Parking Lamp Group (Page 270)	
Pawl (transmission overdrive stationary gear)	7690
Pawl (transmission parking)	77311
Pawl (turn signal switch)	13309

Alphabetical Index—Continued

Part Name	Basic Part No.	Part Name	Basic Part No.
Plate (carburetor throttle)	9585	Plate Assy (turn signal switch)	13304
Plate (clutch pressure)	7563	Plate & brush Assy (generator end)	10050
Plate (converter drive)	6406	Plate & cover Assy (clutch pressure)	7563
Plate (converter pilot mounting)	6408	Plate and poppet valve Assy (carburetor choke)	9549
Plate (crankshaft to converter drive locking)	6396	Plate & spring Assy (W/S wiper)	17450
Plate (defroster switch name)	18598	Plate & stone deflector Assy (rear spring clip)	5796-7
Plate (distributor timing indicator)	12182	Plate & trough Assy (transmission overdrive cover)	7665
Plate (drive shaft flange lock)	4693	Plate, screw and lockwasher (governor)	77131
Plate (frame front cross member lower reinf.)	5818-9	Plenum chamber Assy (fresh air hot water heater)	18471
Plate (frame rear cross member lower reinf.)	5822-3	Plug (battery filler)	10720
Plate (fresh air hot water heater name)	18475	Plug (brake master cylinder bore)	2161
Plate (fresh air ventilating rear duct sealer)	7001920	Plug (carburetor float needle seat)	9944
Plate (front fender name)	16098	Plug (carburetor main body passage)	9523
Plate (front shock absorber mounting)	18072	Plug (carburetor passage)	9588
Plate (fuel pump valve)	9361	Plug (carburetor throttle boss)	9941
Plate (generator drive end)	10139	Plug (carburetor to distributor passage)	9517
Plate (heater air and defroster control name)	19194	Plug (crankshaft)	6307
Plate (heater air and temperature control name)	19190	Plug (cylinder block oil line)	6025
Plate (heater control name)	18475	Plug (fuel tank drain)	9077
Plate (heater outlet)-front	18585	Plug (generator brush end plate oil)	10146
Plate (heater outlet)-rear	18586	Plug (oil pan drain)	6730
Plate (heater switch name)	18598	Plug (steering gear oil filler)	3538
Plate (hood lock dowel guide)	8331	Plug (steering gear worm cover)	3582
Plate (horn blowing ring shock pad retainer)	33671	Plug (water pump oil)	10146
Plate (horn ring contact)	3630	Plug (water pump oil wick)	10146
Plate (instrument cluster back)	10843	Plug and gasket (transmission oil pan drain)	77483
Plate (instrument cluster back)	10874	Plug Assy (spark)	12405
Plate (muffler pipe insulator)	5298	Plunger (oil pump relief valve)	6663
Plate (rear spring clip)	5708	Plunger (transmission overdrive interlock)	7691
Plate (rear spring U-bolt)	5798-9	Point (current limiter contact post)	10576
Plate (regulator hinge spring reinforcement)	10568	Point (cutout unit main contact)	10533
Plate (spare wheel & tire cover)	1398	Point (regulator contact)	10553
Plate (spare wheel mounting)	1446	Point (regulator voltage limiter contact post)	10633
Plate (speedometer mounting)	17289	Point and post (cutout contact)	10541
Plate (starter drive spring anchor)	11372	Point and post Assy (current limiter contact)	10565
Plate (steering column to dash cover)-lower	7001698	Point and post Assy (voltage limiter contact)	10565
Plate (steering column to dash cover)-upper	7001699	Point & rivet Assy (cutout unit auxiliary contact)	10617
Plate (steering gear housing end)	3568	Point & screw Assy (contact unit auxiliary contact)	10616
Plate (steering column tube flange cover)	3522	Point and screw Assy (cutout unit main contact)	10609
Plate (temperature control name)	18619	Point set (distributor)	12171
Plate (trans. control end body)	77733	Pointer (timing)	6023
Plate (trans. control lower valve body side)	77739	Polish (body)-liquid	19530
Plate (trans. control upper valve body)	77749-63	Polish (body porcelainize)-cream	19529
Plate (trans. control valve body separating)	77715	Primary Assy (distributor terminal)	12216
Plate (trans. frt. clutch external spline)	77573	Prop (headlamp mounting)	15209
Plate (trans. frt. clutch pressure)	77569	Pulley (generator)	10130
Plate (trans. oil pressure reg. body separating)	77460	Pulley (water pump)	8509
Plate (trans. rear clutch)	77518	Pulley (water pump)	8515
Plate (trans. rear clutch pressure)	77522	Pulley and bracket Assy (fan)	8625
Plate (vacuum pump cover)	99355	Pulley Assy (crankshaft)	6312
Plate (vacuum pump valve retainer)	99361	Pulley Assy (hand brake cable)	2804
Plate (window regulator switch mounting)	14523-4	Pump Assy (fuel)	9350
Plate Assy (brake pedal pad)	22455	Pump Assy (oil)	6600
Plate Assy (distributor breaker)	12151	Pump Assy (oil)-less screen and cover	6621
Plate Assy (engine rear support)	6054	Pump Assy (transmission oil)	77820
Plate Assy (front brake backing)	2012	Pump Assy (transmission oil)	77850
Plate Assy (license plate lamp mounting)	13555	Pump Assy (water)	88502-3
Plate Assy (radiator grille hood locking)	8162	Pump Assy (water)	8501-2
Plate Assy (rear brake backing)	2211-12	Pump Assy (W/S washer)	17664
Plate Assy (rear spring clip)	5796-7		
Plate Assy (spare wheel & tire cover)-inner	1350		
Plate Assy (starter brush end)	11049		
Plate Assy (starter rear end)	11130		
Plate Assy (trans. clutch)	77519		
		— R —	
		Race (converter stator clutch)	7946-7
		Radiator Assy	8005
		Radiator Group (Page 172)	
		Radiator Grille Group (Page 173)	

Alphabetical Index—Continued

Part Name	Basic Part No.	Part Name	Basic Part No.
Radiator stop leak	19558	Retainer (control name plate)	18499
Radio assy (less antenna)	18805	Retainer (crankshaft rear bearing oil)	6335
Radio Group (Page 406)		Retainer (curb buffer moulding)	7210198
Reading & Vanity Light Group (Page 408)		Retainer (distributor diaphragm rod)	12388
Rear Axle Chart (Page 50)		Retainer (engine rear support)	6054
Rear Axle Group (Page 46)		Retainer (flywheel dowel)	7609
Rear Bumper Group (Page 350)		Retainer (front spring shim)	5363
Rear Compartment Draft Deflector Group (Page 408)		Retainer (front wheel grease)	1190
Rear Door Safety Lock Group (Page 408)		Retainer (fuel pump body curled hair)	9434
Rear Fender Group (Page 321)		Retainer (fuel pump diaphragm spring)	9371
Rear Fender Shield Group (Page 409)		Retainer (fuel pump oil seal)	9468
Rear Lamp Group (Page 275)		Retainer (fuel pump vacuum pump screen)	99366
Rear License Lamp Group (Page 283)		Retainer (hood ornament medallion)	16644
Rear License Plate Support Group (Page 357)		Retainer (parking lamp)	13220-1
Rear Main Bearing Liner Chart (Page 92)		Retainer (parking lamp lens)	13063
Rear Seat Speaker Group (Page 410)		Retainer (piston pin)	6140
Rear Shock Absorber Stud Chart (Page 361)		Retainer (quarter panel wheel cover seal)	7227996-7
Rear Spring Clip Chart (Page 75)		Retainer (quarter panel wheel cover seal)	7327996-7
Rear Springs, Hangers and Clips Group (Page 72)		Retainer (quarter wheel opening cover mldg.)-front	7228068
Rear Spring Inner Clamp Chart (Page 77)		Retainer (quarter wheel opening cover mldg.)-rear	7228066
Rear Spring Outer Clamp Chart (Page 76)		Retainer (ratchet bar locking)	2786
Rear View Mirror Group (Page 341)		Retainer (rear brake emergency lever pin)	2106
Rear View Mirror (Inside) Group (Page 411)		Retainer (rear lamp lens)	13539-40
Rear View Mirror (Outside) Group (Page 411)		Retainer (rear lamp reflector)	13456
Rear Window Defroster Group (Page 411)		Retainer (rear lamp white lens)	13446
Rear Window Wiper Group (Pages 335 and 411)		Retainer (rear spring center mounting insulator)	55711
Reflector (rear lamp)	13437	Retainer (rear wheel bearing)	2240
Reflector assy (traffic lamp)	15100	Retainer (rear wheel bearing)-inner	1180
Register assy (fresh air inlet)	7301814	Retainer (roadlamp ring)	15207
Register assy (fresh air inlet)-LH	7201815	Retainer (stabilator to suspension lower arm-outer)	5476-7
Regulator assy (generator)	10505	Retainer (steering column opening sealer)	7001654
Regulator assy (transmission oil pressure)	77440	Retainer (steering wheel hub trim ring)	3650
Reinforcement (front cross member)	5832	Retainer (steering wheel emblem)	3650
Reinforcement (rear fender to body)	16318-9	Retainer (steering wheel hub cap)	3657
Reinforcement & bracket assy (hood)	16672	Retainer (trans. front band servo piston)	77364
Reinforcement assy (battery support front fender)	10758	Retainer (transmission gear shift selector)	7308
Reinforcement assy (frame side member to frt. cross member)	55038	Retainer (transmission gear shifter fork)	7284
Reinforcement assy (hood)	16668	Retainer (transmission main drive gear bearing)	7050
Relay & bracket assy (horn)	13853	Retainer (trans. main oil pressure reg. valve)	77462
Relay assy (seat regulator control)	14546	Retainer (transmission overdrive free wheel cage)	7674
Relay assy (starter switch)	11450	Retainer (transmission overdrive free wheel cam)	7676
Relay assy (top control)	15672	Retainer (trans. parking pawl toggle lever support pin)	77326
Relay assy (transmission overdrive)	6915	Retainer (trans. parking pawl toggle return spring)	77323
Relay assy (window regulator control)	14512	Retainer (trans. rear band servo piston spring)	77416
Resistor (heater switch to blower)	18591	Retainer (vacuum pump screen)	99366
Resistor (regulator field)	10570	Retainer (valve guide bushing)	6512
Resistor (regulator field absorbing)	10594	Retainer (valve spring)	6514
Retainer (back up lamp lens)	15522	Retainer assy (air control thru cowl panel)	14608
Retainer (body rocker panel curb buffer moulding)	7210198	Retainer assy (carb. check valve)	9575
Retainer (brake master cylinder return spring)	2185	Retainer assy (converter stator clutch)	7942
Retainer (brake pedal extension base)	22460	Retainer assy (instrument panel wiring through dash)	14608
Retainer (breaker plate)	12146	Retainer assy (rear lamp wiring)	14608
Retainer (carb. accel. pump piston operating rod)	9987	Retainer assy (speed grip nut)	55052
Retainer (carburetor dashpot check valve)	99536	Retainer assy (top control wire to cowl panel)	14608
Retainer (carburetor filter spring)	99528	Retainer assy (wiring thru dash)	14608
Retainer (carburetor pump link)	9599	Retaining ring (headlamp bulb)	13018
Retainer (clock)	15001	Rim (license plate lamp)	13566
Retainer (clutch & brake pedal)	7547	Rim (parking lamp)	13210
Retainer (clutch equalizer lubricating)	77576	Rim (parking lamp)	13236-7
Retainer (clutch pedal retracting spring)	7540	Rim (rear lamp)	13448
Retainer (clutch pedal rod thru dash)	77560	Rim (roadlamp)	15214
		Rim assy (headlamp)	13045

Alphabetical Index—Continued

Part Name	Basic Part No.	Part Name	Basic Part No.
Rim assy (spotlight)	15328	Screen (ventilating air conductor)	7201900
Ring (camshaft gear locking)	6258	Screen and retainer assy (carburetor filter)	99522
Ring (carb. accel. pump piston operating rod ret.)	9987	Screen assy (converter hsg. to air duct)	7993
Ring (generator bearing stop)	10163	Screen assy (oil pump)	6623
Ring (headlamp door)-inner	13061	Screen assy (transmission oil pan)	77488
Ring (headlamp door)-outer	13063	Screw (brake adjusting)	2041
Ring (headlamp wiring grommet)	13094	Screw (brake wheel cylinder bleeder)	2208
Ring (horn)	3624	Screw (carb. air cleaner anchor)	99575
Ring (horn)	3627	Screw (carb. choke plate)	99549
Ring (roadlamp retainer)	15214	Screw (carburetor dashpot adjusting)	99534
Ring (roadlamp retainer)	15229	Screw (carburetor throttle & choke plate)	9586
Ring (starter drive pinion)	11370	Screw (current limiter armature adjusting)	10523
Ring (starter drive screw)	11371	Screw (cutout magnet frame)	10523
Ring (steering wheel hub trim)	3656	Screw (distributor contact point and bracket lock)	12230
Ring (trans. front clutch piston spring pressure)	77563	Screw (distributor to breaker plate and arm)	12230
Ring (transmission overdrive cover plate)	7666	Screw (generator pole piece)	10044
Ring (trans. overdrive governor driven gear ret.)	6929	Screw (generator terminal)	10211
Ring (transmission overdrive ring gear snap)	7654	Screw (headlamp adjusting)	13032
Ring (transmission synchronizer blocking)	7107	Screw (hex-hd)	77194
Ring (wheel trim)	18303	Screw (map lamp)	13818
Ring assy (spare wheel & tire cover)-outer	1351	Screw (mirror to visor)	13814
Ring gear and pinion (rear axle)	4209	Screw (oil filter cover)	6741
Ring & gear plate assy (trans. overdrive balk)	7662	Screw (starter drive head spring)	11377-82
Ring set (piston)	6149	Screw (starter pole piece)	10044
Rivet (distributor cap clamp)	12145	Screw (steering sector thrust)	3577
Rivet (generator & starter locating)	10088	Screw (voltage limiter armature adjusting)	10523
Rivet (starter & generator brush end plate)	11059	Screw (W/S wiper control knob)	17561
Roadlamp assy	15200	Screw & lockwasher assy (heater to fash)	18654
Roadlamp Group (Page 412)		Screw & washer assy (hood front lower ornament to hood)	16945
Rod (accelerator shaft to pedal)	9727	Screw and washer assy (turn signal handle and shank to steering column)	13322
Rod (automatic choke thermostat)	9869	Screw, shaft & pinion assy (starter drive)	11354
Rod (brake master cyl. push)	2143	Screw shaft assy (starter drive)	11366
Rod (carb. accelerator pump piston operating)	9531	Seal (accelerator pedal rod)	7013013
Rod (carburetor fast idle)	9598	Seal (clutch pedal rod thru dash)	77560
Rod (clutch pedal to release lever)	77521	Seal (crankshaft rear oil)	6701
Rod (hand brake equalizer)	2529	Seal (flywheel housing cover)	6411
Rod (hand brake equalizer)	2628	Seal (front fender apron bar to radiator)	16086
Rod (steering gear arm to idler arm)	3305	Seal (front fender to cowl)	16126
Rod (trans. parking pawl torsion lever)	77322	Seal (front stone deflector to radiator)	17740
Rod assy (accelerator to carburetor)	9747	Seal (front suspension lower arm bolt)	3088
Rod assy (accelerator shaft to trans. control shaft)	9784	Seal (front suspension lower arm shaft)	3074
Rod assy (brake pedal to master cylinder)	2458	Seal (front suspension upper arm bolt)	3075
Rod assy (carb. accelerator pump piston operating)	9531	Seal (front suspension upper arm shaft)	3076
Rod assy (clutch lever release)	7521	Seal (fuel pump upper half)	9411
Rod assy (clutch pedal release arm)	7530	Seal (hood hinge bracket)	16878
Rod assy (connecting)	6200	Seal (intake valve guide bushing)-Rubber	6571
Rod assy (fuel pump push)	9400	Seal (quarter panel wheel opening cover)	7027966
Rod assy (trans. control shaft to transmission)	77242	Seal (quarter panel wheel opening cover)	7227986-7
Rod assy (trans. high & intermediate gear shift)	7325	Seal (quarter panel wheel opening cover)	7327986
Rod assy (trans. low & reverse gear shift)	7327	Seal (radiator grille opening)	88248
Rod assy (transmission low and reverse gear shift)	77238	Seal (radiator splash shield front)	88294
Rod assy (transmission manual shift)	7325	Seal (rear bumper stone deflector)-center	17832
Rod assy (valve push)	6500	Seal (rear bumper stone deflector)-outer	17844
Rod and ball stud assy (steering spindle arm conn.)	3280	Seal (speedometer drive gear oil)	17298
Rod & ball stud assy (tie)	3281	Seal (steering column opening)	3513
Roller assy (steering gear worm bearing)	3571	Seal (steering gear)	3738
Rotor assy (distributor)	12200	Seal (steering idler arm)	3359
		Seal (steering linkage ball stud)	3332
- S -		Seal (stud spring loaded cross link)	33332
Saddle assy (steering column "U" bolt)	3678	Seal (trans. gear shifter shaft bearing assy)	7288
Screen (carburetor filter)	99526	Seal (transmission main drive gear oil)	7052
Screen (fuel pump vacuum pump)	99368	Seal (trans. oil filler cap)	77627
Screen (vacuum pump)	99368	Seal (transmission overdrive pawl operating rod)	7693
Screen (ventilating air conductor)	8716		

Alphabetical Index—Continued

Part Name	Basic Part No.	Part Name	Basic Part No.
Seal (transmission overdrive pawl operating rod oil)	7696	Shim (front spring)	5355
Seal (ventilating fresh air duct joint)	8721	Shim (steering column bracket)	3682
Seal assy (rear axle driving pinion oil)	4676	Shim assy (rear spring seat)	5740
Seal assy (wheel bearing inner oil)	1177	Shock absorber assy (front)	18045
Seal assy (steering gear housing oil)	3591	Shock absorber assy (rear)	18080
Seal assy (transmission extension oil)	7657	Shock Absorber Group (Page 359)	
Seal assy (transmission shifter shaft oil)	7688	Signal assy (instrument warning)	15854
Seal and sleeve assy (water pump)	8564	Silencer (hood top panel to front strainer)	16633
Sealer (compound)	19554	Sleeve (hood catch control rod)	16877
Sealer (fresh air ventilating rear duct)	7001928	Sleeve (starter drive)	11357
Sealer (radiator center air deflector)	8344	Sleeve (steering column bearing)	3518
Sealer (radiator side air deflector)	8106-7	Sleeve (trans. clutch & governor oil distributor)	77882
Sealer (rear fender reinforcement to body front)	16381	Sleeve (transmission gear shift lever socket)	7224
Sealer (steering column opening weather)	3513	Sleeve (trans. rear shift connecting rod adjustment)	7353
Seat (front shock absorber insulator)	18031	Sleeve (transmission governor gear pinion)	6934
Seat (fuel pump strainer bowl)	9988	Sleeve (transmission interlock)	7233
Seat (trans. oil pressure reg. valve spring)	77466	Sleeve (transmission intermediate & high clutch hub)	7106
Seat (trans. rear clutch piston spring)	77516	Sleeve (valve spring retainer)	6517
Seat (trans. rear pump check valve)	77712	Sleeve (wire terminal insulating)	14455
Seat (vacuum pump diaphragm spring)	99359	Sleeve assy (drag link adjusting)	3310
Service Brakes Group (Page 4)		Slinger (crankshaft oil)	6310
Service Brake Controls Group (Page 20)		Slinger (driving pinion shaft oil)	4670
Servo assy (transmission rear band)	77400	Slinger (water pump shaft)	8550
Shaft (brake pedal)	2478	Snap ring (brake master cylinder piston)	2174
Shaft (clutch and brake pedal pivot)	7506	Snap ring (converter stator clutch retainer)	7945
Shaft (clutch lever)	7524	Snap ring (transmission bearing)	7030
Shaft (clutch release bearing)	7510	Snap ring (transmission drive gear bearing to shaft)	7064
Shaft (clutch release equalizer)	7503	Snap ring (trans. front band servo piston retainer)	77366
Shaft (differential pinion)	4211	Snap ring (trans. front clutch cyl.)	77567
Shaft (oil pump drive idler)	6656	Snap ring (trans. governor retaining)	77136
Shaft (speedometer cable)	17262	Snap ring (transmission main gear bearing retainer)	7026
Shaft (trans. front band actuating lever)	77355	Snap ring (transmission main shaft)	7059
Shaft (transmission main)	7061	Snap ring (transmission main shaft)	7160
Shaft (transmission overdrive control)	7686	Snap ring (transmission main shaft rear bearing)	7667
Shaft (trans. rear band actuating lever)	77411	Snap ring (transmission overdrive cover plate)	7666
Shaft (transmission reverse idler)	7140	Snap ring (trans. overdrive main shaft bearing)	7656
Shaft (water pump)	8511	Snap ring (transmission overdrive ring gear)	7654
Shaft and bearing (water pump)	8530	Snap ring (trans. rear band servo piston retainer)	77417
Shaft & bearing assy (rear axle)	4234	Snap ring (trans. rear clutch piston spring retainer)	77517
Shaft & bracket assy (clutch & brake pedal)	2473	Snap ring (trans. rear clutch plate retainer)	77523
Shaft and gear assy (oil pump)	6608	Snap ring (universal joint spider bearing retainer)	7096
Shaft and ring gear assy (output)	77059	Snap ring (water pump body)	8976
Shaft & lever assy (carburetor choke)	9546	Snap ring (water pump body)	8630
Shaft & lever assy (carburetor choke housing)	99557	Snap ring (water pump shaft)	8531
Shaft and ring assy (transmission overdrive main)	7749	Socket (brake adjusting screw)	2048
Shaft & ring gear assy (transmission overdrive main)	7652	Socket (clutch shaft ball)	7517
Shaft and universal joint assy (drive)	4602	Socket (interior lamp)	73721
Shaft & worm assy (steering column)	3524	Socket (transmission gear shift lever)	7228
Shaft assy (accelerator)	9725	Socket and retainer assy (cigar lighter)	15055
Shaft assy (distributor)	12175	Socket and rim assy (courtesy lamp)	13713-14
Shaft assy (steering gear sector)	3575	Socket assy (dome lamp)	13793
Shaft assy (transmission control to accelerator)	77230	Socket assy (transmission gear shift lever)	7214
Shaft assy (transmission input)	7015	Solenoid assy (transmission overdrive gear shift)	6916
Shell assy (rear lamp)	13454	Solution (W/S washer)	19590
Shield (accelerator pedal dust)	9776	Spacer (back up lamp mounting)-upper	15529
Shield (front fender splash)	16106-7	Spacer (back up lamp mounting)-lower	15532
Shield (rad. support to frame cross member splash)	16554-5	Spacer (brake master cylinder to member)	22280
Shield (rear lamp wire)	13467	Spacer (crankshaft)	6362
Shield (transmission extension oil dirt)	77652	Spacer (driving pinion bearing)	4662
Shield (transmission extension rear oil seal)	7692	Spacer (engine rear insulator)	66072
Shield (universal joint bearing dust)	7083	Spacer (fan blade)	8621
Shield assy (radiator splash)	8209	Spacer (fuel pump link and spring retainer)	9382
Shim (differential bearing adjusting)	4067	Spacer (generator bracket)	10148
Shim (driving pinion front bearing adjusting)	4672	Spacer (guard to impact bar)-R.H.	17759
Shim (driving pinion rear bearing adjusting)	4109	Spacer (guard to impact bar)-L.H.	17760

Alphabetical Index—Continued

Part Name	Basic Part No.	Part Name	Basic Part No.
Spacer (hood ornament)	8219	Spring (generator brush)	10057
Spacer (horn bracket)	13827	Spring (hand brake equalizer lever retracting)	2456
Spacer (master cylinder to "K" member)	22280	Spring (headlamp bulb ring)	13031
Spacer (rear spring clip clamp)	5738	Spring (hood auxiliary catch)	16897
Spacer (rear window wiper)	17414	Spring (hood hinge clock)	16812
Spacer (spare wheel mounting bracket)	1473	Spring (hood lock)	16925
Spacer (spring clamp)	5703	Spring (hood lock trigger)	16921
Spacer (starting motor)	11143	Spring (hood support)	16789
Spacer (steering gear hsg. to frame)	3566	Spring (horn ring)	3626
Spacer (steering sector shaft bearing)	3567	Spring (ignition switch retaining)	11581
Spacer (transmission countershaft gear bearing)	7115	Spring (oil pump relief valve)	6654
Spacer (transmission gear shift arm hub)	7336	Spring (oil pump screen)	6628
Spacer (trans. oil distributor tube)	77885	Spring (parking brake strut to shoe)	2139
Spacer (transmission pilot bearing)	7063	Spring (ratchet bar locking)	2788
Spacer (windshield mounting)	17519-20	Spring (rear brake wheel cyl. piston return)	2204
Spacer (W/S wiper)	17515	Spring (rear license plate support)	13455
Spacer (W/S wiper control)	17551	Spring (roadlamp adaptor retainer)	15231
Spacer assy (hood rear)	16640	Spring (starter brush)	11059
Spare Tire Valve Air Extension Group (Page 414)		Spring (starter drive)	11375
Spark plug assy	12405	Spring (starter drive meshing)	11368-9
Speaker assy (rear seat)	18875	Spring (steering column bearing)	3520
Speedometer assy	17255	Spring (steering wheel emblem)	3651
Speedometer assy	17282	Spring (support to radiator support bracket)	82060
Speedometer Group (Page 332)		Spring (trans. front band servo piston retracting)	77363
Speedometer Chart (Page 333)		Spring (trans. front clutch piston disc)	77565
Spider assy (universal joint)	7084	Spring (trans. front pump check valve)	77455
Spindle assy (front wheel)	3105	Spring (transmission gear shift neutral)	7389
Spindle & impeller assy (fan hub)	8639	Spring (transmission gear shift selector)	7293
Spotlight assy (utility hand)	18148	Spring (trans. low inhibitor valve)	77738
Spotlight Mirror Group (Page 417)		Spring (trans. low oil pressure reg. valve)	77465
Spotlight Group (Page 414)		Spring (trans. main oil pressure reg. valve)	77463
Spring (accelerator pedal)	9737	Spring (trans. main shaft intermediate & high clutch hub)	7109
Spring (brake adjusting screw)	2049	Spring (trans. manual valve detent lever)	77276
Spring (brake drum silencer)	1140	Spring (transmission mesh lock)	7234
Spring (brake master cylinder piston return)	2177	Spring (transmission overdrive retractor)	7685
Spring (brake pedal retracting)	2472	Spring (trans. parking pawl toggle return)	77314
Spring (brake pedal retracting)	7523	Spring (trans. parking pawl torsion)	77307
Spring (brake shoe hold down)	2068	Spring (trans. rear band servo piston)	77415
Spring (brake shoe retracting)	2035	Spring (trans. rear clutch piston)	77515
Spring (carburetor accelerator pump check ball ret.)	9575	Spring (trans. rear pump check valve)	77710
Spring (carburetor accelerator pump piston)	9636	Spring (trans. throttle valve return)	77761
Spring (carb. accel. pump piston cup expander)	9650	Spring (turn signal switch pawl)	13316
Spring (carburetor accelerator pump rod packing)	9986	Spring (vacuum pump diaphragm)	99396
Spring (carburetor dashpot check valve)	99538	Spring (valve)	6513
Spring (carburetor dashpot operating lever)	99573	Spring assy (rear)	5560
Spring (carburetor filter screen and retainer)	99527	Spring & retainer assy (brake master cyl. return)	2145
Spring (carburetor float)	9958	Stabilator assy	5482
Spring (carburetor idle adjusting needle)	9578	Stanchion (radio antenna)	18922
Spring (carburetor piston expander)	9650	Starter assy	11002
Spring (carburetor throttle lever)	99533	Starter Chart (Page 254)	
Spring (clutch pedal lever-assist)	77533	Starter Drive Chart (Page 256)	
Spring (clutch pedal retracting)	7523	Starter Drive Group (Page 256)	
Spring (clutch release bearing)	7562	Starter Group (Page 253)	
Spring (clutch release equalizer shaft)	7545	Starter Switch Group (Page 257)	
Spring (distributor diaphragm)	12225	Stator assy (converter)	7932
Spring (distributor primary)	12192	Steering Column Gear Shift Chart (Page 152)	
Spring (distributor shaft)	12213	Steering Gear Group (Page 36)	
Spring (exhaust thermostat control valve)	9688	Steering Linkage Group (Page 33)	
Spring (front)	5310	Steering Wheel Group (Page 417)	
Spring (front brake wheel cyl. piston return)	2205	Stop (trans. rear band adjusting)	77426
Spring (fuel pump diaphragm)	9396	Strainer assy (fuel pump filter bowl)	9365
Spring (fuel pump rocker arm)	9380	Strap (hydraulic pump to ground)	14519
Spring (fuel tank filler neck lid hinge)	16377	Strap (ignition coil)	12043
Spring (gear shift anti vibrator)	7242		
Spring (generator bearing)	10087		

Alphabetical Index—Continued

Part Name	Basic Part No.	Part Name	Basic Part No.
Strap (thermostatic choke control outlet tube insulator clamping)	9867	Switch assy (transmission gear shift neutral)	15812
Strap assy (fuel tank support)	9092	Switch assy (trans. overdrive accelerator kick down)	6918
Strut (parking brake)	2108	Switch assy (window regulator control)	14529
Strut (transmission front band actuating)	77376	Switch assy (window regulator control)	14540
Strut (trans. rear band anchor)	77422	Switch, socket & wiring assy (glove compt. lamp)	14413
Strut (trans. rear band actuating)	77421	Switch & wire assy (luggage compartment lamp)	13546
Stud (carburetor air cleaner retainer)	99629	Switch & wiring (directional turn signal)	14486
Stud (carburetor pump operating rod)	9988	Switch, socket & wiring assy (glove compt. lamp)	14413
Stud (hex-hd)	77445	Synchronizer assy (transmission)	7124
Stud (oil pump idler)	6606		
Stud (rear view mirror attaching)	17737	- T -	
Stud (trans. oil pressure regulator body)	77444	Tank assy (fuel)	9002
Stud (valve chamber cover to fuel pump body)	6515	Tee-for 1/4" flared tube & 1/4" pipe thread	6073
Stud assy (rear shock absorber)	18152	Tee assy (W/S washer)	17587
Stud & washer assy (rear shock absorber)	18165	Terminal (battery cable)	14452
Support (circuit breaker mounting bracket)	12305	Terminal (eyelet end type)	14462
Support (front bumper grille bar)	17884	Terminal (starter field)	11102
Support (front stone deflector to radiator splash shield)	17890	Terminal (wire)-eyelet type	14463
Support (hood lock)	16717	Thermostat assy (water)	8575
Support (hood lock plate)	16864	Tire inflator & fire extinguisher assy	17940
Support (horn button wire contact)	3646	Tissue Dispenser Group (Page 417)	
Support (radiator air side inner deflector)	8128	Tools Group (Page 332)	
Support (radiator grille)	8182	Traffic Lamp Reflector Group (Page 386)	
Support (radio receiver rear)	18888	Transmission Chart (Page 115)	
Support (radio receiver rear)	18890	Transmission Group (Page 113)	
Support (steering idler arm)	3351	Transmission and converter assy	7000
Support (steering idler arm to frame)	3351	Transmission Overdrive Chart (Page 107)	
Support assy (battery)	10732	Transmission Overdrive Group (Page 106)	
Support assy (engine front)	6038	Tray (battery)	5154
Support assy (front fender apron & radiator)	16138	Tube (carburetor air horn vent)	9943
Support assy (generator)	10151	Tube (crankcase ventilation)-front	6759
Support assy (hood)	16782-3	Tube (crankcase ventilation)-lower	6757
Support assy (muffler outlet pipe)-front	5288	Tube (distributor vacuum)	12226
Support assy (radiator bottom)	5071	Tube (field coil connecting wire)	10195
Support assy (rear license plate)	13419	Tube (oil level indicator)	6754
Support assy (spindle)	3052-3	Tube (thermostatic choke)	9819-20
Support assy (switch to starter)	14550	Tube (thermostatic choke control heat)	9890
Support assy (trans. converter stator)	77082	Tube (trans. case oil filler)	77492
Support assy (transmission planetary)	77190	Tube (trans. compensator pressure oil)	77468
Suppressor assy (radio)	18811	Tube (trans. front band servo oil)	77379
Switch and escutcheon assy (dome lamp)	13745	Tube (trans. lubricating oil)	77470
Switch & housing assy (seat regulator)	14680	Tube (trans. main pressure oil)	77469
Switch & housing assy (window regulator)	14505-7	Tube (trans. oil distributor)	77884
Switch assy (back up lamp)	15520	Tube (trans. rear pump inlet oil)	77866
Switch assy (courtesy lamp)	13713	Tube (trans. rear pump outlet oil)	77869
Switch assy (dome lamp)	13752	Tube (vacuum pump to manifold)	99392
Switch assy (dome lamp)	13754	Tube (vacuum pump to valve chamber cover)	17543
Switch assy (foot dimmer)	13532	Tube assy (carburetor idle)	9542
Switch assy (fresh air hot water heater control)	18578	Tube assy (carburetor main well)	9991
Switch assy (hand brake signal lamp)	15852	Tube assy (fuel tank vent)	99048
Switch assy (headlamp foot dimmer)	13532	Tube assy (oil filter inlet)	6716
Switch assy (headlight control hand)	11654	Tube assy (oil filter outlet)	6718
Switch assy (heater control)	18578	Tube assy (thermostatic choke control outlet)	9817
Switch assy (ignition)	11572	Tube assy (transmission gear shift)	7212
Switch assy (instrument light resistance)	13740	Tube assy (transmission oil filler)	77020
Switch assy (map lamp)	13752	Tube assy (vacuum booster to W/S wiper hose)	17536
Switch assy (roadlamp)	15224	Tube & retainer assy (steering column)	3514
Switch assy (starter push button)	11500	Tube & selector spring assy (trans. gear shift)	7209
Switch assy (spotlight)	15332	Turbine assy (converter)	7920
Switch assy (stoplight)	13480		
Switch assy (top control)	15668	- U -	
Switch assy (top control limit)	15678	Undercoating (body)	19515
		Utility Lamp Group (Page 417)	

Alphabetical Index—Continued

Part Name	Basic Part No.	Part Name	Basic Part No.
— V —			
Valve (exhaust)	6505	Washer (steering sector shaft thrust)	3579
Valve (intake)	6507	Washer (steering thrust screw)	3564
Valve (trans. control manual)	77764	Washer (transmission countershaft gear thrust)	7119
Valve (trans. front pump check)	77709	Washer (transmission countershaft gear thrust)-rear	7128
Valve (trans. rear pump check)	77713	Washer (transmission countershaft gear thrust)-rear	7129
Valve assy (brake master cylinder)	2178	Washer (trans. front clutch hub thrust)	77577
Valve assy (carburetor power jet)	9594	Washer (trans. front clutch sun gear thrust)	77545
Valve assy (exhaust control)	9685	Washer (trans. frt. clutch sun gear thrust)	77548
Valve assy (fresh air conductor)	7201850-1	Washer (transmission input shaft thrust)	7019
Valve assy (fresh air conductor)	7301850-1	Washer (transmission output shaft thrust)	77066-7
Valve assy (fresh air hot water heater automatic temperature regulator)	18502	Washer (trans. rear clutch sun gear counter thrust)	77524-5
Valve assy (fuel pump)	9352	Washer (transmission shift cam thrust)	7287
Valve assy (heater temperature regulator)	18502	Water Pump Chart (Page 183)	
Valve assy (heater water control)	18495	Water Pump Group (Page 181)	
Valve assy (hot water heater shut off)	18495	Wax (body polish)	19534
Valve assy (W/S washer pump)	17642	Weatherseal assy (brake pedal)	2476
Vanity Mirror Group (Page 418)		Weatherseal assy (clutch pedal)	2478
Vent assy (rear axle housing)	4022	Weatherstrip (front fender rear splash shield)	16110
Vent (transmission case)	7034	Weatherstrip (steering column dash cover plate)	7012156
Venturi (carburetor throttle body secondary)	9983	Wedge (steering column tube flange)	3641
Voltage Regulator Chart (Page 243)		Wheel assy	1015
Voltage Regulator Group (Page 241)		Wheel assy (fresh air hot water heater blower)	18504
— W —			
Washer (anti squeak)-fender apron to body	700045	Wheel assy (steering)	3600
Washer (back up lamp mounting)	15523	Wheel and horn ring assy (steering wheel)	3599
Washer (battery clamp)	700045	Wheel Trim Rings Group (Page 418)	
Washer (battery non flooding cover)	10664	Wheel Hub Cap Group (Page 418)	
Washer (brake shoe anchor pin to backing plate)	2029	Wheels, Hubs and Drums Group (Page 1)	
Washer (carburetor accelerator pump spring)	9632	Wick (driving pinion shaft oil seal)	4673
Washer (carburetor air bleed screen)	99569	Window Vents Group (Page 418)	
Washer (clutch release equalizer shaft)	7539	Windshield Washer Group (Pages 340 and 418)	
Washer (counter thrust)	7962	Windshield Wiper Group (Page 335)	
Washer (converter stator thrust)	7937	Wing assy (hood top ornament)	16852
Washer (differential gear thrust)	4228	Wire (regulator cover sealing)	10649
Washer (differential pinion thrust)	4230	Wire (resistor to field terminal connector)	10625
Washer (distributor gear thrust)	12179	Wire (roadlamp ground)	15239
Washer (emergency lever anti rattle)	2132	Wire and socket assy (trans. gear shift indicator lamp)	14402
Washer (flat)	11095	Wire assy (back up lamp)	15525-7
Washer (front hub bearing retainer)	1195	Wire assy (back up lamp socket)	15536
Washer (front shock absorber insulator)	18041	Wire assy (back up lamp switch to lamp)	15506
Washer (front shock absorber insulator)-inner	18039	Wire assy (cigar lighter to circuit breaker)	14347
Washer (front shock absorber insulator)-outer	18040	Wire assy (coil to distributor)	12298
Washer (fuel & vacuum pump rocker arm washer)	9418	Wire assy (courtesy lamp socket)	14389
Washer (generator field terminal)	10209	Wire assy (distributor breaker ground)	12264
Washer (heater switch retainer)	11672	Wire assy (distributor terminal primary)	12216
Washer (mirror to visor)	13817	Wire assy (distributor to spark plug)	12282-95
Washer (non-flooding cover)	10664	Wire assy (dome lamp socket)	13796
Washer (pivot shaft mounting spacer)	17541	Wire assy (electric clock)	15026
Washer (pulley to camshaft)	6378	Wire assy (engine excessive heat indicator bulb)	14432
Washer (roadlamp mounting)	15211	Wire assy (excessive engine heat indicator bulb)	14432
Washer (shock absorber)	18039-40	Wire assy (heater switch to blower motor jumper)	14309
Washer (starter armature thrust)	11036	Wire assy (horn relay to top control circuit breaker)	14351
Washer (starter drive shaft spring screw lock)	11379	Wire assy (horn ring)	14308
Washer (starter field terminal)	11093	Wire assy (ignition to heater switch jumper)	14309
Washer (starter field terminal)	11095	Wire assy (interior lamp)	13796
Washer (starter field terminal insulator)	11094	Wire assy (lamp to rear RH door switch)	14318
		Wire assy (pillar lamp)	13796
		Wire assy (RH to LH interior lamp)	14335
		Wire assy (roadlamp jumper)	14369
		Wire assy (roadlamp lead)	15244

Alphabetical Index—Continued

Part Name	Basic Part No.
Wire assy (roadlamp switch)	15246
Wire assy (roadlamp switch to headlamp switch)	15248
Wire assy (roadlamp switch to lighting switch)	15248
Wire assy (seat regulator relay feed)	14643
Wire assy (starting motor relay to window regulator circuit breaker)	14364
Wire assy (top control relay to circuit breaker)	14362
Wire assy (top control switch to solenoid)	14332
Wire & fuse assy (ignition switch to heater switch)	14309
Wire, socket & bracket (courtesy lamp)	13706
Wiring assy (automatic trans. instrument panel indicator lamp)	13710
Wiring assy (body wiring to dome lamp)	14334
Wiring assy (coil to distributor)-low tension	14302
Wiring assy (front turn signal to splice)	14499
Wiring assy (front window switches to body harness)	13708
Wiring assy (fuel gauge tank unit)	14406
Wiring assy (door window regulator switch)	14639-41
Wiring assy (front door window regulator)	14630-1
Wiring assy (front turn signal to splice)	14499
Wiring assy (generator to voltage regulator)	14305
Wiring assy (headlamp and roadlamp)	11653
Wiring assy (headlamp leads)	13076
Wiring assy (headlamp, parking lamp & horn feed)	11653
Wiring assy (horn relay to horn)	14440
Wiring assy (hydraulic seat regulator)	14530
Wiring assy (hydraulic window switch jumper)	14535
Wiring assy (ignition circuit to overdrive relay)	14396
Wiring assy (instrument panel & dash panel)	14401
Wiring assy (LH to RH headlamp)	14445
Wiring assy (license lamp connector)	14415
Wiring assy (luggage compartment lamp)	13549
Wiring assy (overdrive harness to ignition coil)	14381
Wiring assy (rear quarter window regulator)	14644
Wiring assy (quarter window regulator switch)	14645
Wiring assy (radio pilot lamp jumper)	14533
Wiring assy (rear door window regulator)	14632-3
Wiring assy (rear lamp)	14405
Wiring assy (rear lamp connector)	14424
Wiring assy (rear window switches to body harness)	14339
Wiring assy (seat regulator switch)	14642
Wiring assy (starter switch to trans. lock)	14475-6
Wiring assy (stop light switch)	14475
Wiring assy (transmission indicator lamp)	13710
Wiring assy (transmission overdrive solenoid to relay)	14382
Wiring assy (window regulator switch to solenoid)	14508
Wiring assy (window switches)	14531
Wiring Group (Page 290)	
Wiring & socket assy (parking lamp)	13234
Wiring & socket assy (rear lamp)	13410
Wiring & socket assy (rear license lamp)	13412
Wrench (jack handle & wheel nut)	17035

FINISH OF STANDARD PARTS

(BOLTS, SCREWS, NUTS, WASHERS, Etc.)

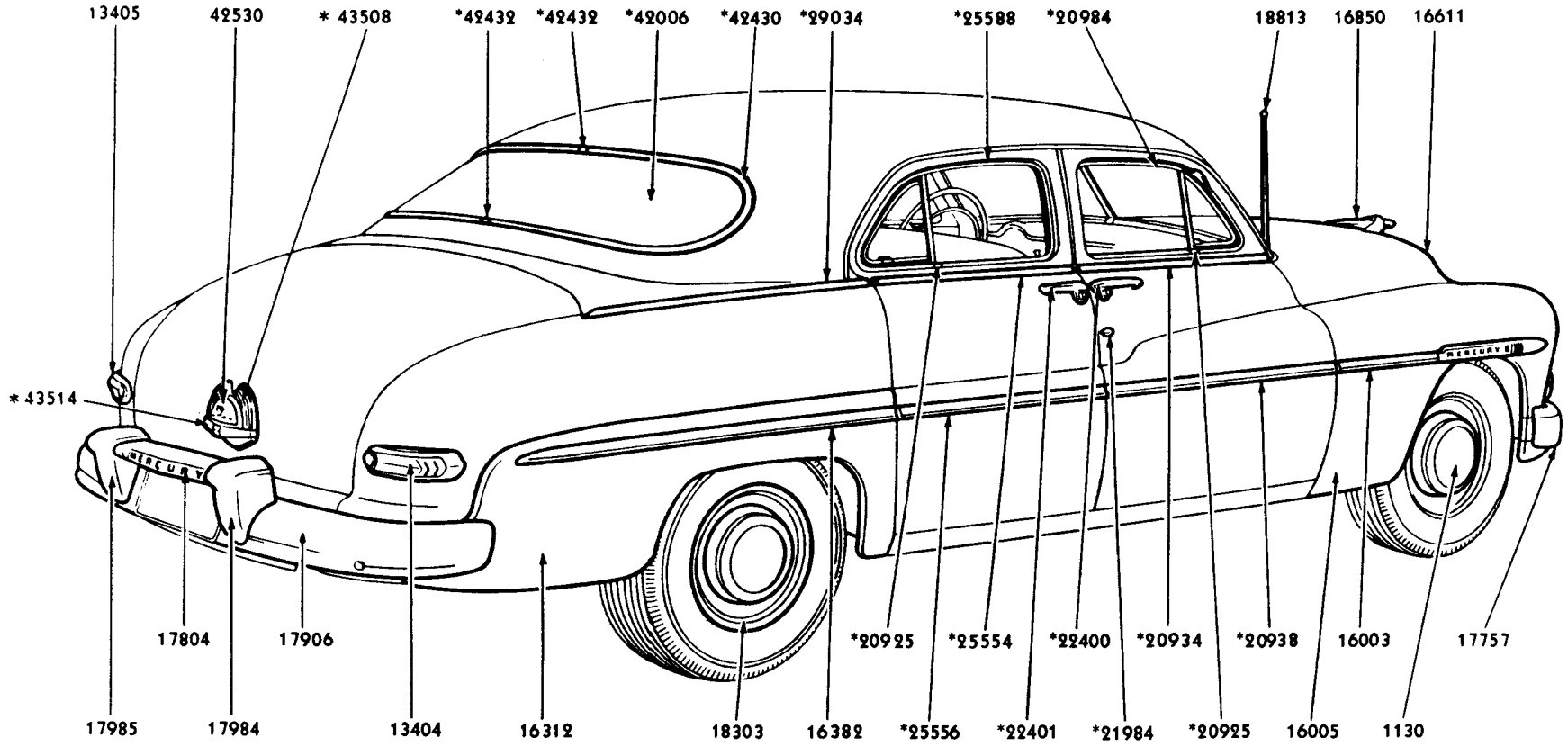
The "S" suffix on numbers covering Standard Parts represents the finish of the part as shown by the following list:

SUFFIX	FINISH	SUFFIX	FINISH
S	Plain	S18	Case hardened
S2	Raven finish	S19	Brass plate
S3	Black Japan	S20	Cement coated
S4	Raven finish and black paint	S21	Lacquer for identification
S5	Copper plate	S22	Chrome plate—Butler finish
S6	Nickel plate	S23	Rustless steel—head polished
S7	Cadmium plate	S24	Hot tin coated
S8	Zinc plate	S29	Clear enamel over bright zinc
S10	Tinned	S30	Gold tinted enamel over bright zinc
S12	Lacquer to match trim	S31	Cadmium with zinc
S13	Chrome plated	S32	Black paint or zinc chromate primer
S14	Nickel plate—Butler finish	S33	Case hardened raven finish
S15	Oxidized	S34	Case hardened cadmium finish
S16	Lead coated		

DECIMAL EQUIVALENTS OF PARTS OF AN INCH

1/64.....015625	11/32.....34375	43/64.....671875
1/32.....03125	23/64.....359375	11/16.....6875
3/64.....046875	3/8.....375	45/64.....703125
1/16.....0625	25/64.....390625	23/32.....71875
5/64.....078125	13/32.....40625	47/64.....734375
3/32.....09375	27/64.....421875	3/4.....75
7/64.....109375	7/16.....4375	49/64.....765625
1/8.....125	29/64.....453125	25/32.....78125
9/64.....140625	15/32.....46875	51/64.....796875
5/32.....15625	31/64.....484375	13/16.....8125
11/64.....171875	1/2.....5	53/64.....828125
3/16.....1875	33/64.....515625	27/32.....84375
13/64.....203125	17/32.....53125	55/64.....859375
7/32.....21875	35/64.....546875	7/8.....875
15/64.....234375	9/16.....5625	57/64.....890625
1/4.....25	37/64.....578125	29/32.....90625
17/64.....265625	19/32.....59375	59/64.....921875
9/32.....28125	39/64.....609375	15/16.....9375
19/64.....296875	5/8.....625	61/64.....953125
5/16.....3125	41/64.....640625	31/32.....96875
21/64.....328125	21/32.....65625	63/64.....984375
		1.....1.

MERCURY
CHASSIS PARTS CATALOGUE

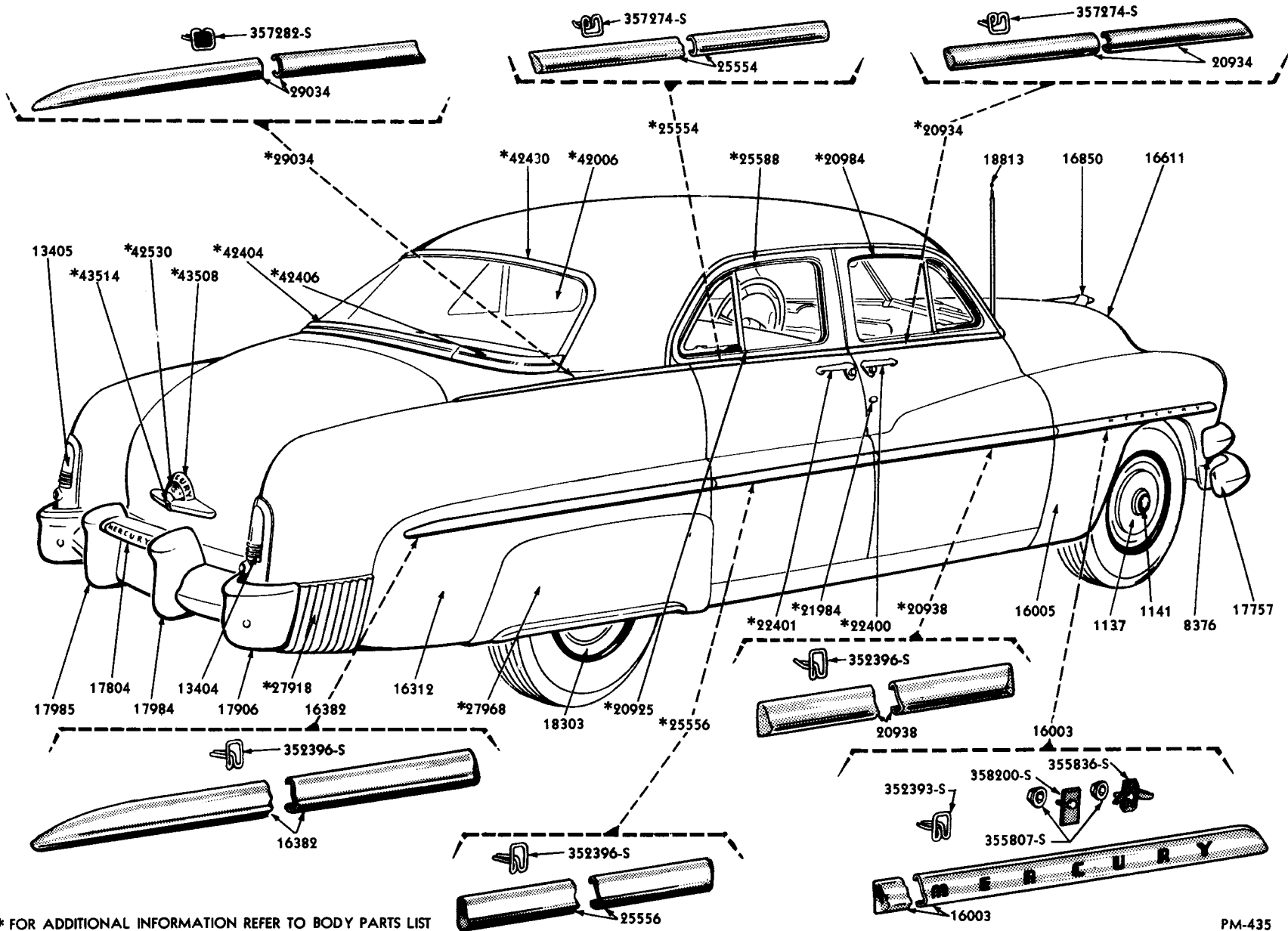


* FOR ADDITIONAL INFORMATION REFER TO BODY PARTS LIST

PM-333

1950 SPORT SEDAN EXTERIOR VIEW (BODY TYPE 74)

Basic numbers only shown on illustration. Order by Part Numbers shown in list of parts.



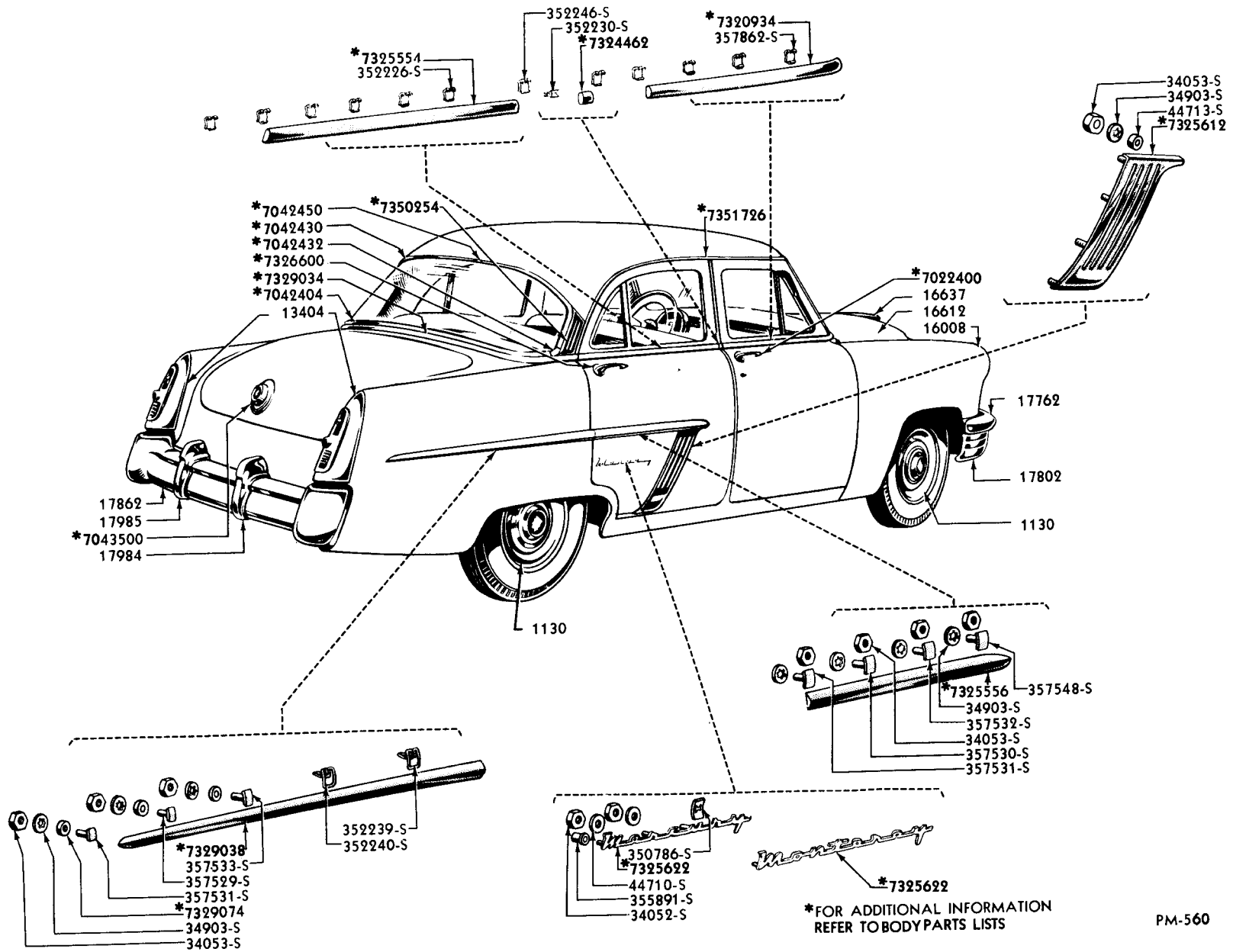
* FOR ADDITIONAL INFORMATION REFER TO BODY PARTS LIST

1951 SPORT SEDAN EXTERIOR VIEW (BODY TYPE 74)

Basic numbers only shown on illustration. Order by Part Numbers shown in list of parts.

PM-435

MERCURY

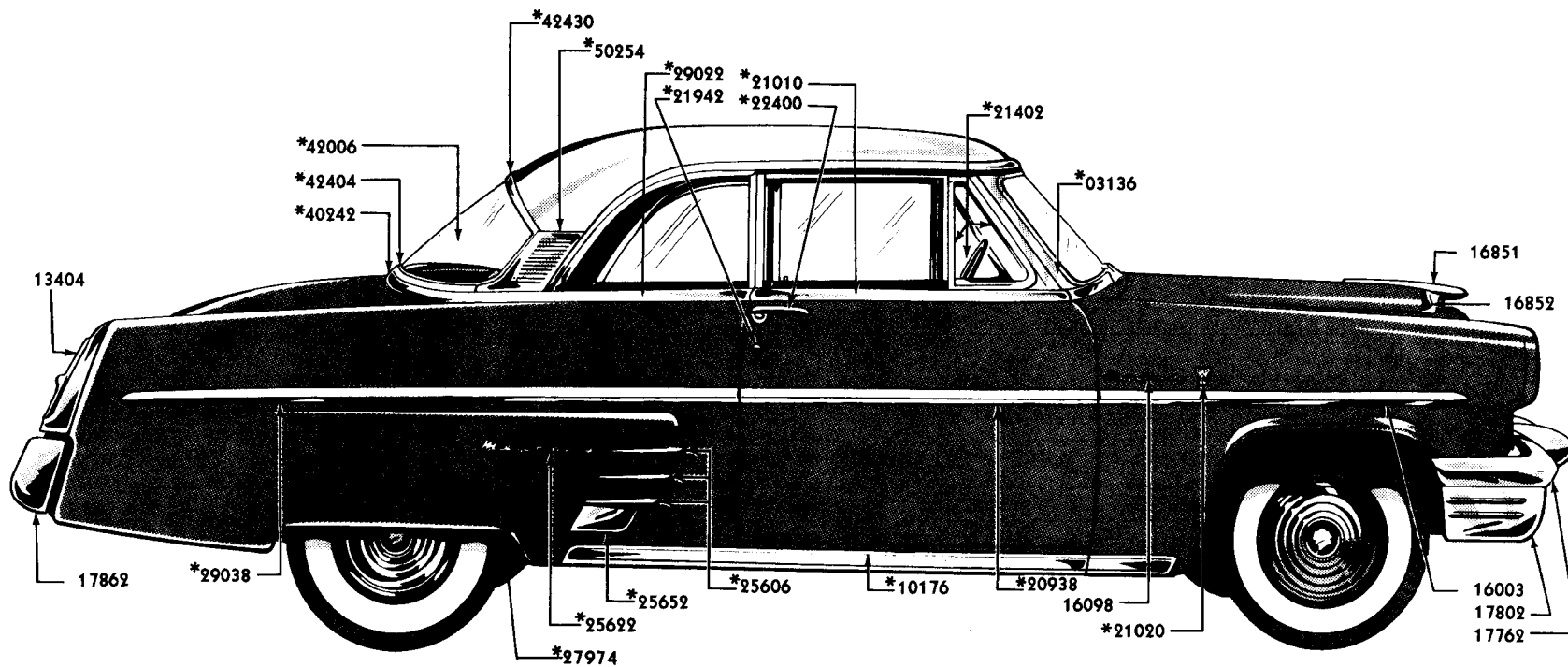


*FOR ADDITIONAL INFORMATION REFER TO BODY PARTS LISTS

PM-560

1952 EXTERIOR VIEW (BODY TYPE 73)

Basic numbers only shown on illustration. Order by Part Numbers shown in list of parts.



*FOR ADDITIONAL INFORMATION REFER TO BODY PARTS LIST

PM-660

SIX PASSENGER COUPE EXTERIOR VIEW (BODY TYPE 60)

Basic numbers only shown on illustration. Order by Part Numbers shown in list of parts.

MERCURY

CHASSIS PARTS CATALOGUE

Polishes, Cleaners, etc.

PART NUMBER	CLASS	PART NAME	NO. REQ'D	MODEL	YEAR 19__
M 5402		Sealer (windshield and rear lamp)-5 oz. tube			
HCCA 19502-A		Lacquer (touch-up)-Vassar Yellow-1/2 oz. tube			
HCCA 19502-B		Lacquer (touch-up)-Academy Blue-1/2 oz. tube			
HCCA 19502-C		Lacquer (touch-up)-Pebble Tan-1/2 oz. tube			
HCCA 19502-E		Lacquer (touch-up)-Admiral Blue-1/2 oz. tube			
HCCA 19502-H		Lacquer (touch-up)-Fanfare Maroon-1/2 oz. tube			
HCCA 19502-K		Lacquer (touch-up)-Lakewood Green-1/2 oz. tube			
HCCA 19502-L		Lacquer (touch-up)-Hillcrest Green-1/2 oz. tube			
HCCA 19502-M		Lacquer (touch-up)-Black-1/2 oz. tube			
HCCA 19502-N		Lacquer (touch-up)-Newport Gray-1/2 oz. tube			
MCCA 19502-A		Lacquer (touch-up)-Lucerne Blue-1/2 oz. tube			
MCCA 19502-B		Lacquer (touch-up)-Coventry Green Gray-1/2 oz. tube			
MCCA 19502-A		Lacquer (touch-up)-Superior Blue-1/2 oz. tube			
MCCA 19502-B		Lacquer (touch-up)-Mohawk Maroon-1/2 oz. tube			
MCCA 19502-C		Lacquer (touch-up)-Glenwood Gray-1/2 oz. tube			
MCCA 19502-D		Lacquer (touch-up)-Beechwood Brown-1/2 oz. tube			
MCCA 19502-E		Lacquer (touch-up)-Banff Blue-1/2 oz. tube			
MCCA 19502-F		Lacquer (touch-up)-Tahiti Tan-1/2 oz. tube			
MCCA 19502-G		Lacquer (touch-up)-Sherwood Green-1/2 oz. tube			
MCCA 19502-H		Lacquer (touch-up)-Pinehurst Green-1/2 oz. tube			
MCCA 19502-J		Lacquer (touch-up)-Village Green-1/2 oz. tube			
MCCA 19502-K		Lacquer (touch-up)-Bittersweet-1/2 oz. tube			
MCCA 19502-L		Lacquer (touch-up)-Yosemite Yellow-1/2 oz. tube			
MCCA 19502-M		Lacquer (touch-up)-Siren Red-1/2 oz. tube			
BD 19512-A		Mitt (car washing)-Chenille			
LM 19514-A		Coating (chrome)-8 oz. can			
8L 19515-B		Undercoating (body)-53 gal. drum			
BD 19517-A		Cloth (dust)-wax treated			
8H 19520		Porcelainize cleaner-liquid-case of (4) gals.			
8L 19520-A		Cleaner (body)-liquid-pt.			
8L 19520-D		Cleaner (body)-liquid-case of (12) pt. cans			
8L 19521-A		Cleaner (spot remover)-pt.			
8L 19521-B		Cleaner (spot remover)-gal.			
8L 19521-C		Cleaner (spot remover)-case of (12) pt. cans			
8L 19522-A		Cleaner (chrome)-pt.			
8L 19522-B		Cleaner (chrome)-case of (12) pt. cans			
8H 19523-A		Cleaner (white side wall tire)-13 oz. can			
8H 19523-B		Cleaner (white side wall tire)-case of (12) 13 oz. cans			
HACA 19523-A		Cleaner (white side wall tire)-16 oz. can			
HACA 19523-B		Cleaner (white side wall tire)-gallon can			
8L 19526-A		Cleaner (upholstery foam)-pt.			
8L 19526-C		Cleaner (upholstery foam)-case of (12) pt. cans			
8L 19528-A		Compound (body porcelainize)-liquid-8 oz. bottle			
8L 19528-C		Compound (body porcelainize)-liquid-case of (24) 8 oz. bottles			
8L 19529-A		Polish (body porcelainize)-cream-8 oz. bottle			
8L 19529-C		Polish (body porcelainize)-cream-case of (24) 8 oz. bottles			

MERCURY

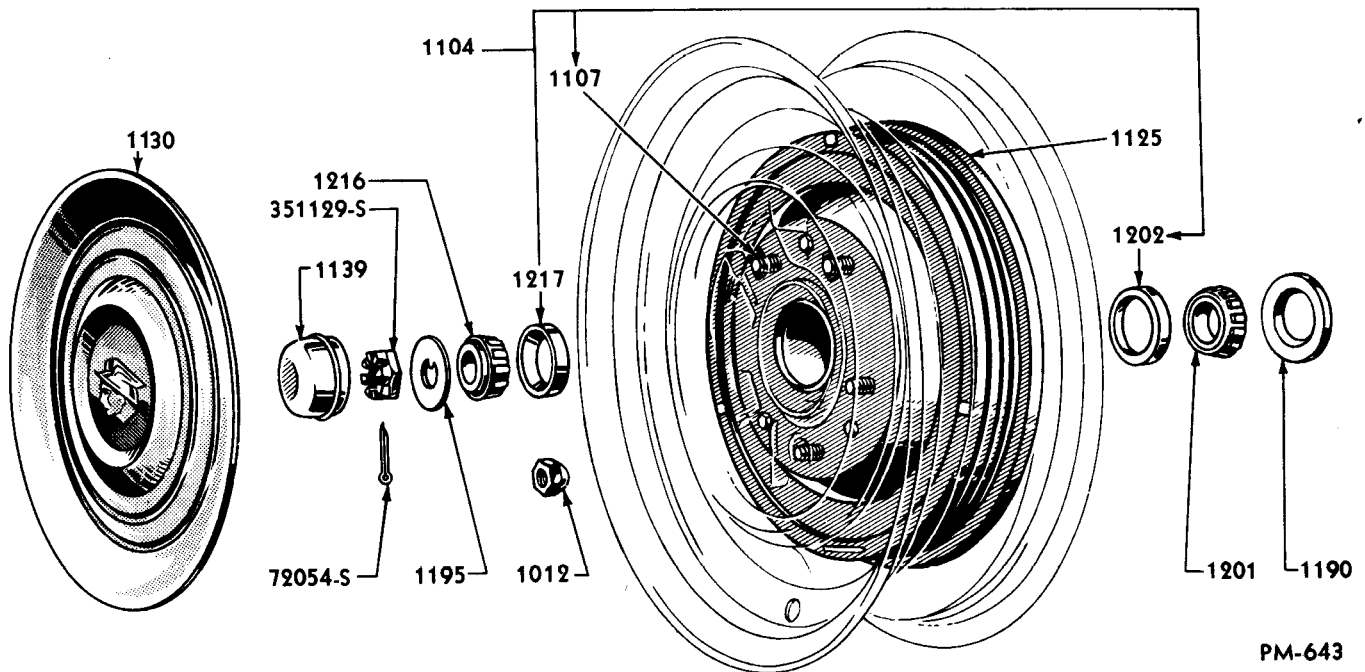
CHASSIS PARTS CATALOGUE

Polishes, Cleaners, etc. — Continued

PART NUMBER	PART NAME	NO. REQ'D	MODEL	YEAR 19__
8L 19530-A	Polish (body)-pt.			
8L 19530-C	Polish (body)-case of (12) pt. cans			
BD 19530-A	Polish (body)-Blue Coral-16.18 imperial oz.			
BD 19530-B	Polish (body)-Lectron-16 oz.			
8L 19534-A	Wax (body polishing)-8 oz. can			
8L 19534-B	Wax (body polishing)-case of (12) 8 oz. cans			
BD 19534-A	Wax (body)-Blue Coral-80 grams			
BD 19534-B	Wax (body)-Blue Coral-227 grams			
8L 19541-A	Fluid (shock absorber)-pt.			
8L 19541-B	Fluid (shock absorber)-gal.			
8L 19541-C	Fluid (shock absorber)-case of (12) pt. cans			
HACA 19542-A	Fluid (brake)-heavy duty-pt.			
HACA 19542-B	Fluid (brake)-heavy duty-gal.			
HACA 19542-C	Fluid (brake)-heavy duty-case of (12) pt. cans			
8H 19544-A	Anti-freeze (permanent)-gal.			
8H 19544-C	Anti-freeze (permanent)-qt.			
8M 19544-A	Anti-freeze (type N)-gal.			
8M 19544-B	Anti-freeze (type N)-54 gal. drum			
8L 19545-A	Fluid (window regulator)-pt.			
8L 19545-B	Fluid (window regulator)-case of (12) pt. cans			
8H 19546-A	Inhibitor (cooling system rust)-pt.			
8H 19546-B	Inhibitor (cooling system rust)-case of (12) pt. cans			
8L 19550-A	Solution (W/S washer)-6 oz. can			
8L 19550-B	Solution (W/S washer)-case of (12) 6 oz. cans			
8L 19552-A	Cement (rubber)-5 oz. tube			
8L 19552-B	Cement (rubber)-case of (12) 5 oz. tubes			
8M 19554-A	Sealer (compound)-16 oz. can			
8M 19554-B	Sealer (compound)-case of (12) 16 oz. cans			
8L 19558-A	Radiator stop leak-10 oz. can			
8L 19558-B	Radiator stop leak-case of (12) 10 oz. cans			
8M 19560-A	Kit-caulking strips-case of (8) cartons			
8M 19560-B	Kit-caulking strip-carton (80 ft.)			
8L 19575-A	Grease (distributor)-4 oz. tube			
8L 19575-B	Grease (distributor)-case of (12) 4 oz. tubes			
8L 19582-A	Fluid (Merc.O.Matic transmission)-54 gal. drum			
8L 19582-B	Fluid (Merc.O.Matic transmission)-5 gal. can			
8L 19582-C	Fluid (Merc.O.Matic transmission)-1 qt. can			
8L 19582-D	Fluid (Merc.O.Matic transmission)-case of (24) qt. cans			
8L 19585-A	Grease (wheel bearing)-5 lb. can			
8L 19585-B	Grease (wheel bearing)-case of (6) 5 lb. cans			
8L 19586-A	Lubriplate-waterproof-2 oz. tube			
8L 19586-B	Lubriplate-waterproof-case of (12) 2 oz. tubes			
HCCA 19587-A	Lubricant (hypoid)-rear axle break in-35 lb. pail			

CHASSIS PARTS CATALOGUE

Wheels, Hubs, and Drums



PM-643

FRONT WHEEL HUB, BEARINGS, CAP, ETC.

Basic numbers only shown on illustration. Order by Part Numbers shown in list of parts.

PART NUMBER	QUANTITY	PART NAME	NO. REQ'D	MODEL	YEAR 19__
		8L-19585-B Grease (wheel bearing)-case-consists of (6) 5 lb. cans	as reqd	9M,OM,1M,MA	49-53
B 1012		Nut (spare wheel carrier)-1/2"-20	20	9M,OM,1M,MA	49-53
8M 1015	NS	Wheel assy-15" x 5-1/2"-in Prime-repl. by OM-1015-AP	5	9M,OM	49-50
OM 1015-AP		Wheel assy-15" x 5-1/2"-in Prime-3-5/8" I.D. of wheel	5	9M,OM,1M	49-51
MA 1015-BP		Wheel assy-15" x 5-1/2"-in Prime-2-5/8" I.D. of wheel	5	MA	52-53
MA 1039-A		Clip (wheel stone deflector)-5-27/32" overall length	20	MA	52-53
MA 1102-A		Hub and drum assy (front)	2	MA	52-53
8M 1104-A		Hub and cups assy (front wheel)-with inner brg. cup 2-23/32" O.D.	2	9M,OM,1M	49-51
8M 1105-A		Hub and brake drum assy (front)-with three 11/32" diameter holes	2	9M,OM,1M	49-51
		24311-S8 Bolt (hex head)-5/16"-24 x 1/2"-attaches drum to hub	6	9M,OM,1M	49-51
8M 1107		Bolt (wheel hub)-front wheels-1/2"-20 x 1-19/64"-round head, serrated under head	10	9M,OM,1M	49-51
8A 1107-A		Bolt (wheel hub)-rear wheels-1/2"-20 x 1-3/8"	20	MA	52-53
1A 1107-A		Bolt (wheel hub)-rear wheels-1/2"-20 x 1-19/64"-round head, serrated under head	10	9M,OM,1M	49-51
		356067-S32 Nut (spring)-1/2"-20-rear brake drum to rear axle	6	MA	52-53
8M 1125-A		Drum assy (front brake)-with three 11/32" dia. holes	2	9M,OM,1M	49-51

MERCURY

CHASSIS PARTS CATALOGUE

PART NUMBER	QTY	PART NAME	NO. REQ'D	MODEL	YEAR
Wheels, Hubs, and Drums—Continued					
8M 1126-A		Drum assy (rear brake)-with 5-1/2" bolt circle	2	9M,OM,1M	49-51
MA 1126-A		Drum assy (rear brake)-with 4-1/2" bolt circle	2	MA	52-53
		356080-S32 Nut (spring)-1/2"-20-to attach rear brake drum to rear axle	6	9M,OM,1M,MA	49-53
8M 1130		Cap (wheel hub)-stamped Mercury-Eight	4	9M	49
OM 1130-B		Cap (wheel hub)-not stamped Mercury-Eight	4	OM	50
MA 1130-B		Cap (wheel hub)-with embossed medallion-10-21/32" O.D.	4	MA	52
MA 1130-C		Cap (wheel hub)-with embossed medallion-15-1/8" O.D.	4	MA	52
MA 1130-D		Cap (wheel hub)-with embossed medallion-15-1/8" O.D.-with (3) Red stripes	4	MA	53
1M 1137-A		Cap (wheel hub)	4	1M	51
51A 1139		Cap (front hub grease)	2	9M,OM,1M,MA	49-53
OM 1140		Spring (brake drum silencer)-32" overall length	4	9M,OM,1M,MA	49-53
1M 1141-A	NS	Medallion (wheel hub cap)-serviced in MBK-1141-A Kit	4	1M	51
		355914-S32 Nut (flat type spring)-3/16" diameter hole	8	1M	51
MBK 1141-A		Kit (medallion installation hub cap)-consists of the following (1) 1M-1141-A Medallion-Brass (2) 355914-S32 Nut	4	1M	51
MBK 1141-B		Kit (medallion installation hub cap)-consists of the following (1) 1M-1141-B Medallion-Rustless Steel (2) 355914-S32 Nut	4	1M	51
8A 1177-A		Seal assy (rear wheel bearing inner oil)-1-23/64" I.D.	2	MA except 79	52-53
OM 1177-A		Seal assy (wheel bearing inner oil)-7/16" thick	2	9M,OM,1M,MA79	49-53
8A 1180		Retainer (rear wheel bearing)-inner-1-31/32" O.D.	2	MA except 79	52-53
8M 1180		Retainer (rear wheel bearing)-inner-2-1/8" O.D.	2	9M,OM,1M,MA79	49-53
8M 1190-A		Grease retainer assy (front wheel)-2-27/32" O.D. x 1-13/16" I.D. x 3/8" thick	2	9M,OM,1M	49-51
8A 1190-A		Grease retainer assy (front wheel)-2-5/8" O.D. x 1-3/4" I.D. x 3/8" thick	2	MA	52-53
B 1195		Washer (front hub bearing retainer)-3/4" I.D. x 1-13/16" O.D. x 3/32" thick, with lug for keyway	2	9M,OM,1M,MA	49-53
01Y 1201		Cone & roller assy (front wheel)-inner-2-23/32" O.D.	2	9M,OM,1M	49-51
8A 1201-B		Cone & roller assy (front wheel)-inner-2-7/16" O.D.	2	MA	52-53
01Y 1202		Cup (front wheel bearing)-inner-2-23/32" O.D.	2	9M,OM,1M	49-51
8A 1202		Cup (front wheel bearing)-inner-2-7/16" O.D.	2	MA	52-53
8A 1216		Cone and roller assy (front wheel)-outer	2	MA	52-53
8M 1216		Cone and roller assy (front wheel)-outer	2	9M,OM,1M	49-51
8A 1217		Cup (front wheel bearing)-outer	2	MA	52-53
8M 1217		Cup (front wheel bearing)-outer-1-15/16" O.D.	2	9M,OM,1M	49-51
8A 1225-A		Bearing (rear wheel)-2-13/16" O.D. x 1-3/8" I.D.	2	MA except 79	52-53
8M 1225-B		Bearing (rear wheel)-2-5/32" O.D. x 1-17/32" I.D.	2	9M,OM,1M,MA79	49-53

CHASSIS PARTS CATALOGUE

PART NUMBER	PART NAME	NO. REQ'D	MODEL	YEAR 19__
Carriers and Covers				
8A 1350-B	Plate assy (spare wheel & tire cover)-inner-includes lock strap with 5/8" x 1-1/8" elongated hole-use with 7.10" x 15" tire	1	9M79,OM79,1M79	49-51
26H 1351	Ring assy (spare wheel & tire cover)-outer-use with 7.10" x 15" tires	1	9M79,OM79,1M79	49-51
OA 1386	Lock assy (spare tire)-with two keys	1	9M79,OM79,1M79	49-51
OA 1387	Housing (spare tire lock)	1	9M79,OM79,1M79	49-51
8A 1395-C	Cover assy (tire)-consists of 8A-1350-B & 26H-1351	1	9M79,OM79,1M79	49-51
8M 1398	Plate (spare wheel and tire cover)-center-stamped Mercury-Eight	1	9M79,1M79	49,51
OM 1398	Plate (spare wheel and tire cover)-center-not stamped Mercury-Eight	1	OM79	50
8M 1433	Bracket assy (spare wheel carrier)-used with wood tailgate	1	9M79,OM79	49-50
	355821-S8 Bolt (carriage)-3/8-24 x 1-1/4" -carrier brkt to tail gate	4	9M79,OM79	49-50
	34394-S7 Nut (hex)-3/8"-16	4	9M79,OM79,1M79	49-51
	357394-S Washer (rubber)-7/16" I.D. x 1-1/4" O.D. x 1/16" thick	4	9M79,OM79	49-50
OM 1433	Bracket assy (spare wheel carrier)-used with metal tailgate	1	OM79,1M79	50-51
1A 1446	Clamp (spare wheel & tire)-4" O.D.	1	1M except 79	51
	8M-7247070 Bracket assy (luggage compartment spare wheel mounting)	1	9M except 79	49
	OL-7247070 Bracket assy (luggage compartment spare wheel mounting)	1	OM,1M except 79	50-51
	B-1012 Nut (spare wheel clamp)-1/2"-20	1	9M,OM,1M except 79	49-51
BA 1446-B	Clamp (spare wheel hold down-front)-"L" shaped-	1	MA79	52-53
BC 1446-A	Plate (spare wheel mounting)-3-55/64" long	1	MA except 79	52-53
	24308-S7 Bolt (hex-hd)-1/4"-20 x 3/4" clamp to spare tire bracket	2	MA79	52-53
	34805-S8 Washer (spring-lock)-1/4" clamp to spare tire bracket	2	MA79	52-53
	44719-S8 Washer (flat)-1/4"-clamp to spare tire bracket	2	MA79	52-53
68 1447	Bolt (spare wheel carrier)-1/2"-20 x 27/32"	2	9M79,OM79,1M79	49-51
BC 1448-A	Bolt (spare wheel mounting)-3/8"-16	1	MA except 79	52-53
	352358-S Pin (self locking)-9/32"-bolt to mounting bracket	1	MA except 79	52-53
	73934-S7 Pin (clevis)-3/8" x 1-1/4"-bolt to mounting bracket	1	MA except 79	52-53
BA 1449-A	Bolt (spare wheel mounting)-1/2"-13 x 1-11/16"	1	MA79	52-53
BA 1457-A	Nut (wing)-spare wheel mounting bolt-3/8"-16	1	MA except 79	52-53
78 1462-A	Nut (spare wheel carrier bolt)-1/2"-20 x 15/32" overall length	1	9M79,OM79,1M79	49-51
BA 1473-A	Spacer (spare wheel mounting bracket)-1-1/4" O.D. x 1/2" I.D. x 3/8" thick	1	MA except 79	52-53

MERCURY

CHASSIS PARTS CATALOGUE

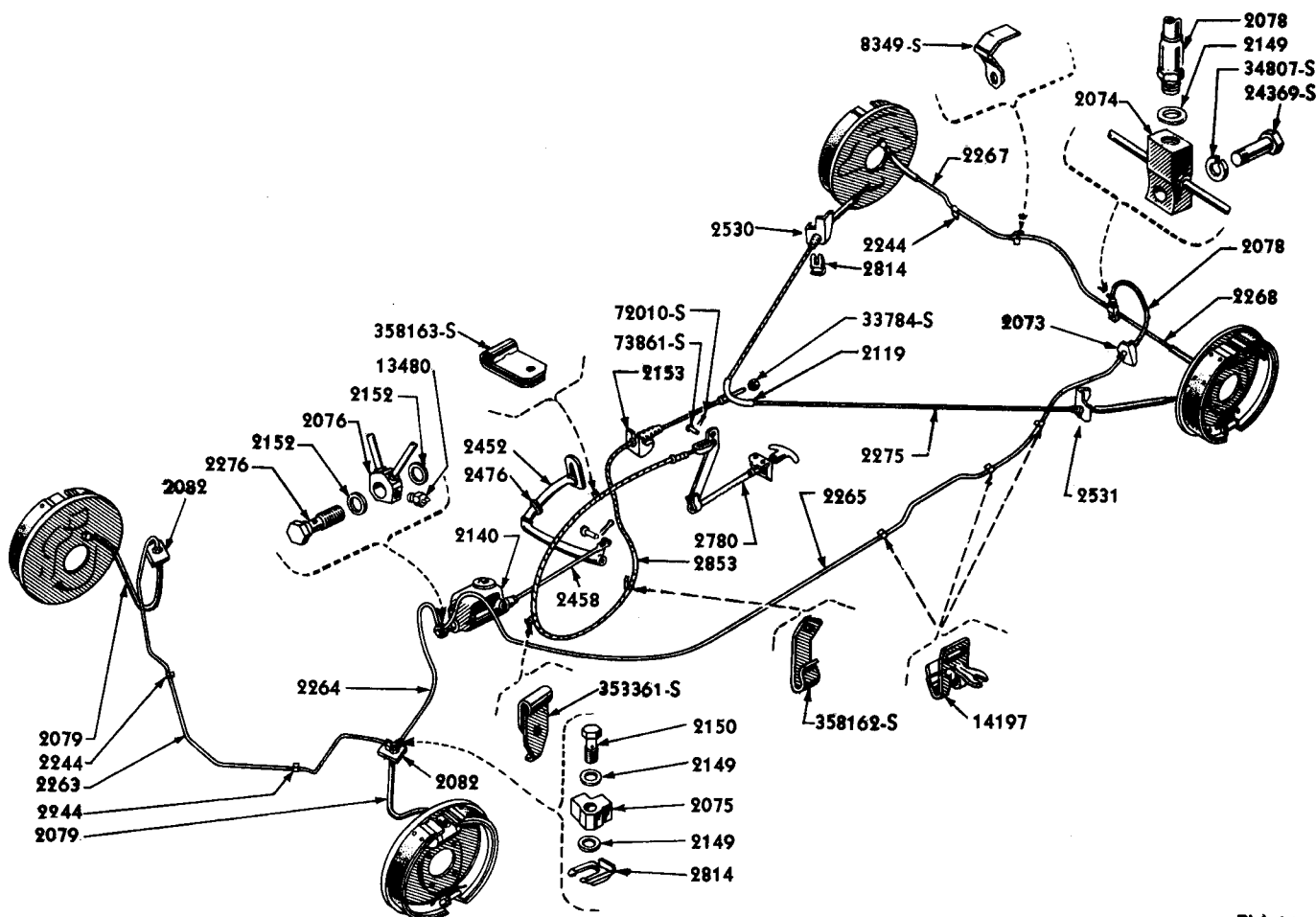
PART NUMBER	CLASS	PART NAME	NO. REQ'D	MODEL	YEAR 19__
Carriers and Covers—Continued					
BA 1499-A		Clamp (spare wheel hold down)-rear	1	MA79	52-53
		B-1012 Nut (spare wheel carrier)-1/2"-20	2	9M79,OM79,LM79	49-51
		OA-1386 Lock assy (spare tire)-with two keys	1	9M79,OM79,LM79	49-51
		OA-1387 Housing (spare tire lock)	1	9M79,OM79,LM79	49-51
		8H-18306 Key (spare wheel & tire lock)	2	9M79,OM79,LM79	49-51
		01A-18309-A Cylinder (spare wheel & tire lock)-with two keys	1	9M79,OM79,LM79	49-51
	NS	48-18328-B Housing (spare wheel & tire lock cylinder)-replaced by OA-1387	1	9M79,OM79	49-50

Service Brakes

NS	HACA-19542-A	Fluid (brake)-heavy duty-qt.- replaced by HACA-19542-C	as reqd	9M,OM,1M,MA	49-53
	HACA-19542-B	Fluid (brake)-heavy duty-gallon	as reqd	9M,OM,1M,MA	49-53
	HACA-19542-C	Fluid (brake)-heavy duty-case of (12) pt. cans	as reqd	9M,OM,1M,MA	49-53
*8M	2001-C	Kit (front brake shoe & lining)-with .182"/.192" thick lining-also short primary lining-consists of the following (2) 8M-2018-D Shoe & lining-primary (2) 8M-2019-B Shoe & lining-secondary	1	9M,OM	49-50
8M	2001-D	Kit (brake shoe & lining)-complete car-marked with white paint-consists of the following (2) 8M-2018-D Shoe & lining-front primary (2) 8M-2218-F Shoe & lining-rear primary (2) 8M-2019-B Shoe & lining-front secondary (2) 8M-2219-D Shoe & lining-rear secondary	1	9M,OM	49-50
OM	2001	Kit (brake shoe & lining)-complete car-marked with (2) White paint stripes-consists of the following (2) 8M-2018-D Shoe & lining-front primary (2) 8M-2218-F Shoe & lining-rear primary (2) OM-2019-B Shoe & lining-front secondary (2) OM-2219-B Shoe & lining-rear secondary	1	9M,OM,1M	49-51
MCK	2001-A	Kit (front brake shoe & lining)-.182"/.192" thick lining-Standard-Axle Set-consists of the following (2) 8M-2018-D Shoe & lining-front primary (2) OM-2019-B Shoe & lining-front secondary	1	9M,OM,1M,MA	49-53
MCK	2001-B	Kit (front brake shoe & Lining)-.212"/.222" thick lining-.030" O/S-Axle Set-consists of the following (2) MA-2018-C Shoe & lining-front primary (2) MA-2019-C Shoe & lining-front secondary	1	MA	52-53
8M	2004	Kit (brake master cylinder repair)-consists of the following (2) 8M-2152 Gasket (1) 8M-2167 Gasket (1) 51A-2169 Piston (1) 51A-2173 Cup (2) 51A-2174 Snap ring (1) 51A-2178 Valve (1) 91A-2180-A Boot	1	9M,OM,1M	49-51

★ Use with 8M-2200-E,F Kits

Service Brakes—Continued



PM-411

1949 BRAKE SYSTEM

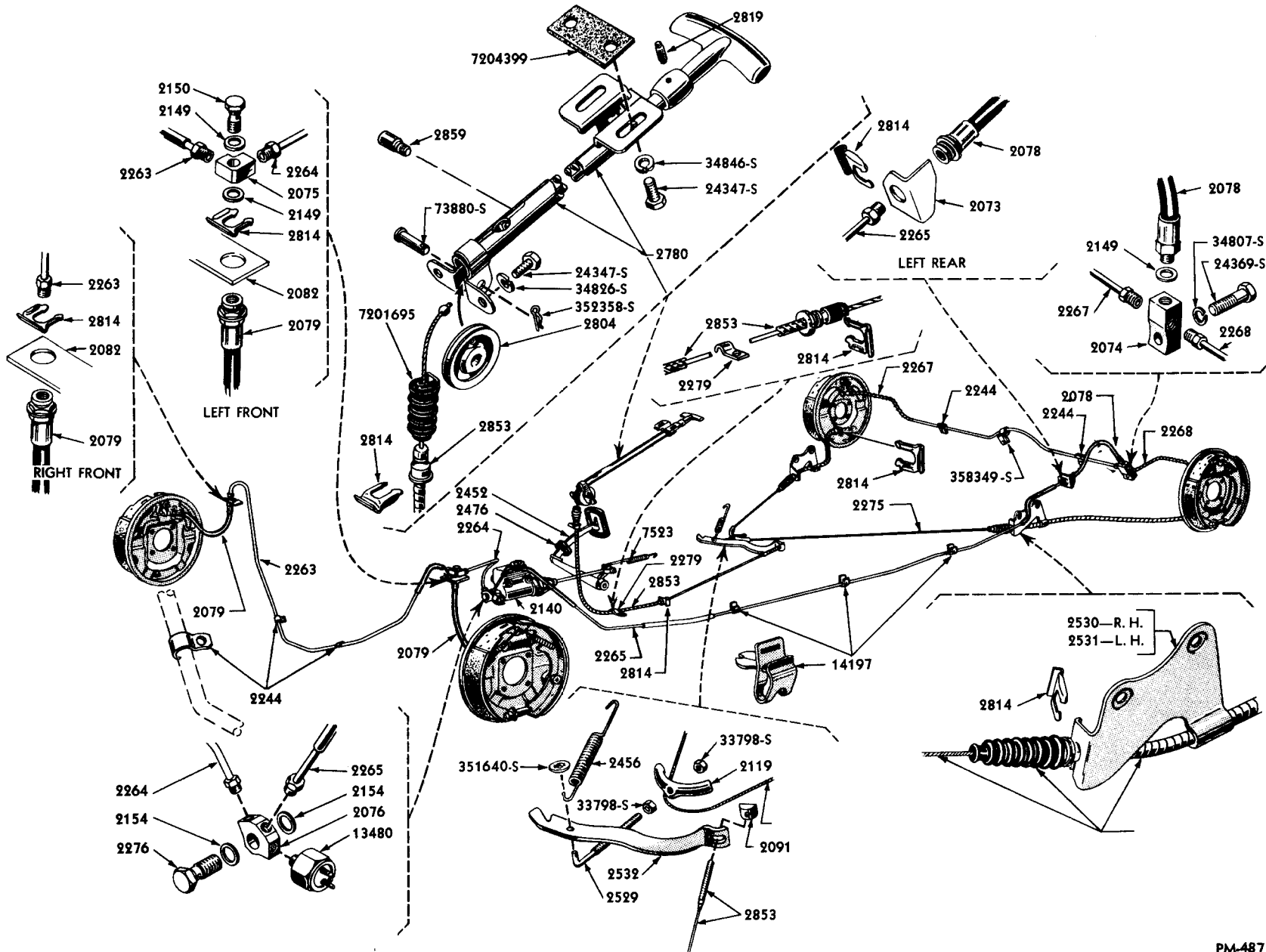
Basic numbers only shown on illustration. Order by Part Numbers shown in list of parts.

PART NUMBER :	PART NAME	NO. REQ'D	MODEL	YEAR 19__
CPA 2004-C	Kit (brake master cyl. repair)-consists of the following (1) 91T-2154-A Gasket (1) 8M-2167 Gasket (1) AB-2169-B Piston (1) 51A-2173 Cup (1) 51A-2174 Snap ring (1) CPA-2178-B Valve & seat (1) 0A-2180 Boot	1	MA	52-53
8M 2007-E	Kit (brake lining)-complete car-marked with Yellow paint-consists of the following (2) 8M-2021-F Lining-front primary (2) 8M-2284-F Lining-rear primary (2) 8M-2022-D Lining-front secondary (2) 8M-2285-D Lining-rear secondary (88) 351939-S Rivet	1	9M,OM,1M	49-51

MERCURY

CHASSIS PARTS CATALOGUE

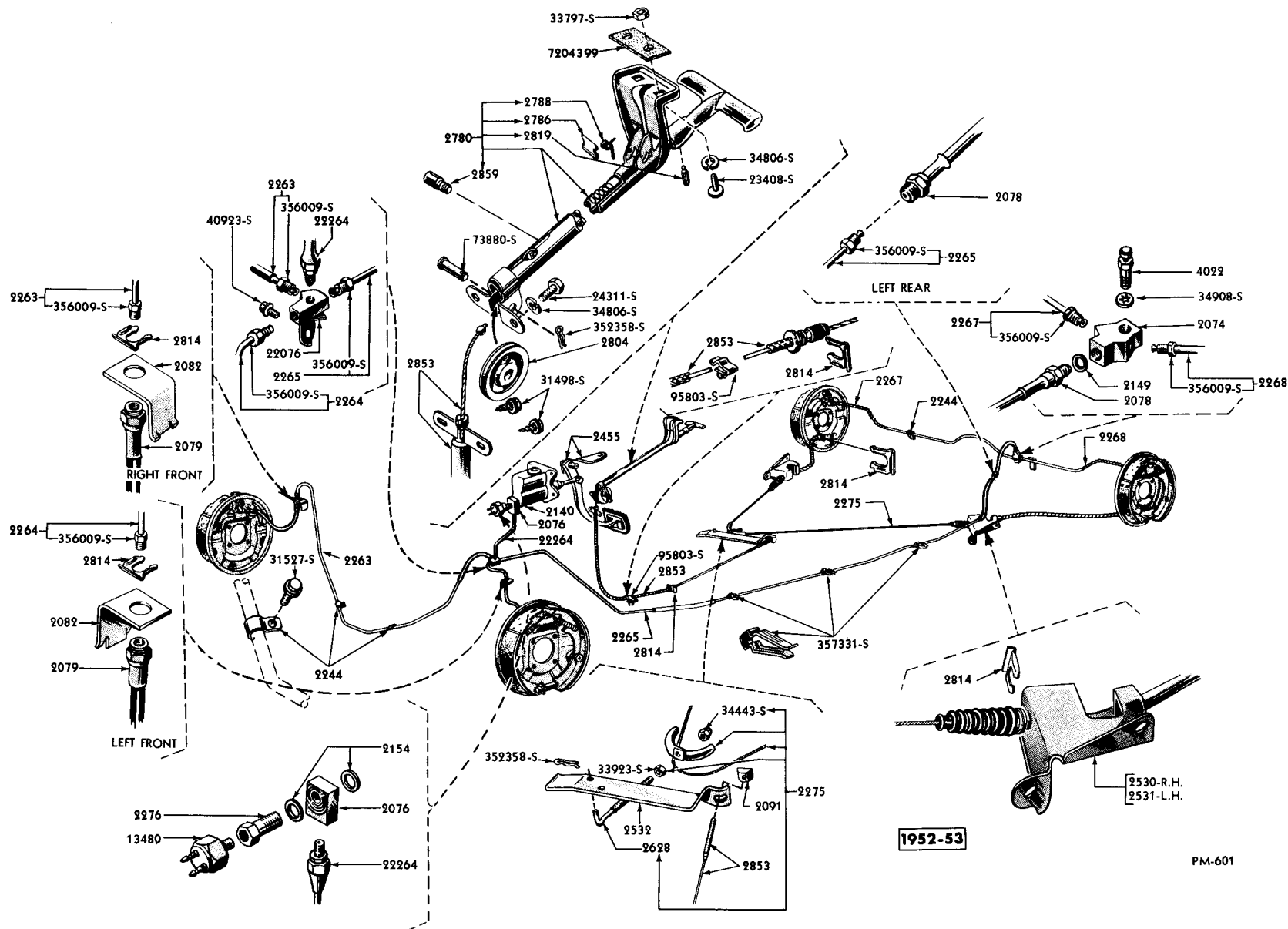
PART NUMBER	UNIT	PART NAME	NO. REQ'D	MODEL	YEAR 19__
Service Brakes—Continued					
MCK 2007-A		Kit (front brake lining)-.182"/.192" thick lining- Standard-Axle Set-consists of the following (2) 8M-2021-D Lining-front primary (2) OM-2022-B Lining-front secondary (44) 351939-S Rivet	1	9M,OM,1M,MA	49-53
MCK 2007-B		Kit (front brake lining)-.212"/.222" thick lining- .030" O/S-Axle Set-consists of the following (2) MA-2021-C Lining-front primary (2) MA-2022-C Lining-front secondary (44) 351939-S Rivet	1	MA	52-53
		8M-22009 Kit (brake spring repair)-consists of the following (4) 8M-2035 Spring (8) 6H-2066 Cup (4) H-2068 Spring (4) H-2069-A Pin (2) H-2092 Plate	1	9M,OM,1M	49-51
		MCK-22009-A Kit (brake spring repair)-consists of the following (4) 8M-2035 Spring (8) 6H-2066 Cup (4) H-2068 Spring (4) H-2069-A Pin (2) 8A-2092 Plate	1	MA	52-53
8M 2010-A		Brake assy (front)-R.H.-marked with White paint-use only in sets-8M-2010-A and 8M-2011-A	1	9M,OM	49-50
8M 2010-B	NS	Brake assy (front)-R.H.-marked with Yellow paint-use only in sets-8M-2010-B and 8M-2011-B-service details	1	9M,OM,1M	49-51
OM 2010		Brake assy (front)-R.H.-marked with (2) White paint stripes-use only in sets-OM-2010 and OM-2011	1	9M,OM,1M	49-51
MA 2010-A		Brake assy (front)-R.H.-marked with Green paint stripe	1	MA	52-53
8M 2011-A		Brake assy (front)-L.H.-marked with White paint-use only in sets-8M-2010-A and 8M-2011-A	1	9M,OM	49-50
8M 2011-B		Brake assy (front)-L.H.-marked with Yellow paint-use only in sets-8M-2010-B and 8M-2011-B	1	9M,OM,1M	49-51
OM 2011	NS	Brake assy (front)-L.H.-marked with (2) White paint stripes-use only in sets-OM-2010 and OM-2011- service details	1	9M,OM,1M	49-51
MA 2011-A		Brake assy (front)-L.H.-marked with Green paint stripe	1	MA	52-53
8M 2012		Plate assy (front brake backing)-3" I.D.	2	9M,OM,1M	49-51
MA 2012-A		Plate assy (front brake backing)-3-3/16" I.D.	2	MA	52-53
		8M-2056 Bolt (front brake housing)-rear lower-1/2"-20 x 3-1/8"-with pilot end	2	9M,OM,1M	49-51
		20411-S7 Bolt (hex-hd)-7/16"-20 x 1-1/8" -to spindle-upper	4	MA	52-53



1950-51 BRAKE SYSTEM

Basic numbers only shown on illustration. Order by Part Numbers shown in list of parts.

PM-487



BRAKE SYSTEM

Basic numbers only shown on illustration. Order by Part Numbers shown in list of parts.

1952-53

PM-601

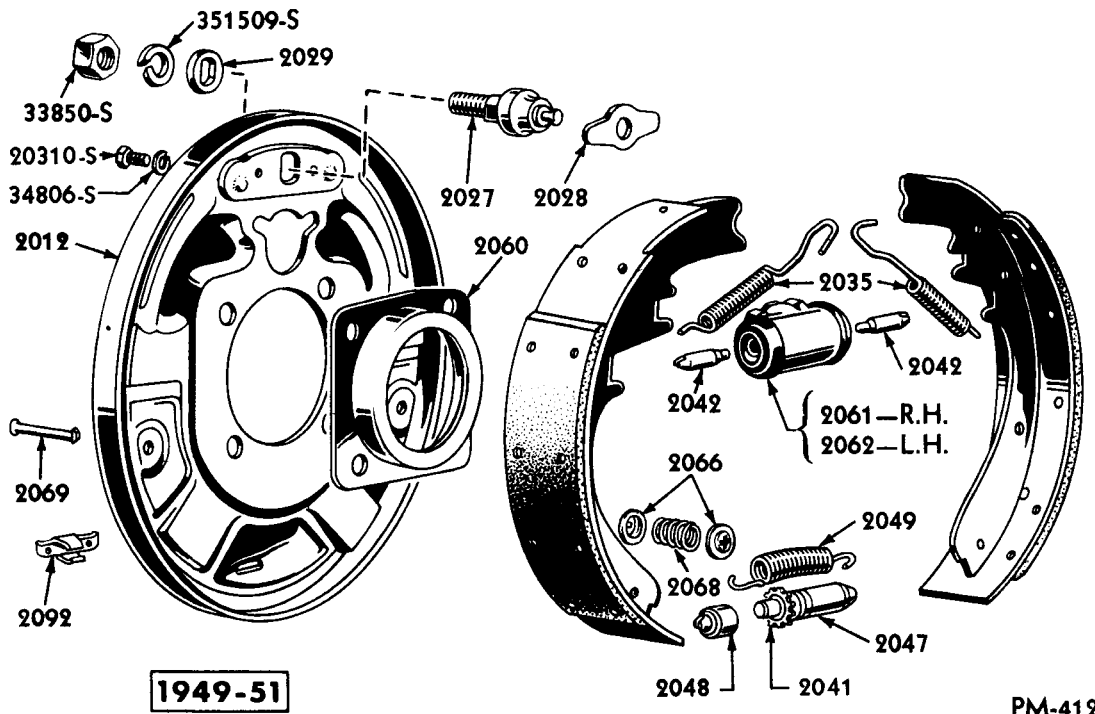
CHASSIS PARTS CATALOGUE

PART NUMBER	PART NAME	NO. REQ'D	MODEL	YEAR 19
Service Brakes—Continued				
	355635-S7 Bolt (hex-hd)-1/2"-20 x 2-1/4"- to spindle-lower front	4	MA	52-53
	355653-S8 Bolt (hex-head)-1/2"-20 x 1-7/8"-to spindle-lower front	2	9M,OM,1M	49-51
	355692-S Bolt (hex head)-1/2"-20 x 1-1/8"-to spindle-upper	4	9M,OM,1M	49-51
	72035-S7-8 Cotter pin-1/8" x 1	4	9M,OM,1M,MA	49-53
	34399-S8 Locknut (hex)-1/2"-20-brake plate to spindle-upper front and upper rear	4	9M,OM,1M	49-51
	34032-S7 Nut (castle)-1/2"-20	4	9M,OM,1M,MA	49-53
	34447-S2 Nut (self locking)-7/16"-20- to spindle-upper	4	MA	52-53
96H 2027	Pin (brake shoe anchor)	4	9M,OM,1M,MA	49-53
	351509-S7 Lockwasher-5/8"	4	9M,OM,1M,MA	49-53
	33850-S2 Nut (hex)-5/8"-18	4	9M,OM,1M,MA	49-53
96H 2028	Plate (brake shoe anchor pin guide)	4	9M,OM,1M,MA	49-53
96H 2029	Washer (brake shoe anchor pin to backing plate)	4	9M,OM,1M,MA	49-53
8M 2035	Spring (brake shoe retracting)-also serviced in 8M-22009 and MCK-22009-A Kits	8	9M,OM,1M,MA	49-53
H 2041	Screw (brake adjusting)-1/4"-20 x 2-1/2" overall length	4	9M,OM,1M,MA	49-53
8M 2042	Link (brake shoe connecting)	8	9M,OM,1M,MA	49-53
H 2047	Nut (brake adjusting screw pilot)-rear brakes-with two grooves on O.D.-with .169"/.174" width slot	2	9M,OM	49-50
8M 2047	Nut (brake adjusting screw pilot)-with three grooves on O/D-with .202"/.207" width slot	2or4	9M,OM,1M,MA	49-53
H 2048	Socket (brake adjusting screw)-rear brakes-with plain O/D	2	9M,OM	49-50
8M 2048	Socket (brake adj. screw)-with one groove on O/D	2or4	9M,OM,1M,MA	49-53
H 2049	Spring (brake adjusting screw)	4	9M,OM,1M,MA	49-53
8M 2056	Bolt (front brake housing)-rear lower-pilot end- 1/2"-20 x 3-1/8"	2	9M,OM,1M	49-51
MA 2056-A	Bolt (front brake housing)-rear lower-1/2"-20 x 2-45/64"	2	MA76-79	52-53
AB 2056-A	Bolt (front brake hsg.)-rear lower-1/2"-20 x 2-5/8" -end drilled	2	MA60-70-73	52-53
	72035-S7 Cotter pin-1/8" x 1"	2	9M,OM,1M,MA	49-53
	34032-S7 Nut (castle)-1/2"-20	2	9M,OM,1M,MA	49-53
8M 2060	Baffle (front brake grease)-3-19/64" dia. hole	2	9M,OM,1M	49-51
OA 2060	Baffle (front brake grease)-1-51/64" dia. hole	2	MA	52-53

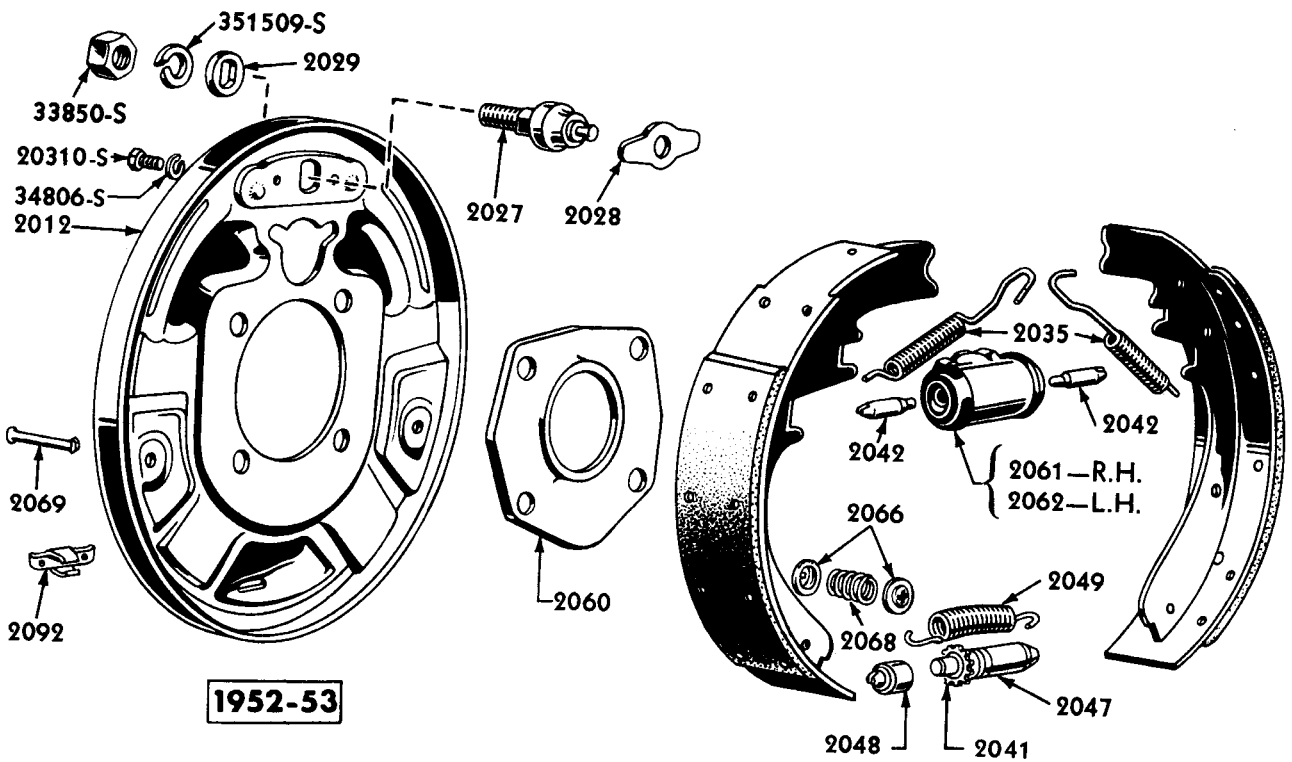
MERCURY

CHASSIS PARTS CATALOGUE

Service Brakes—Continued



PM-412



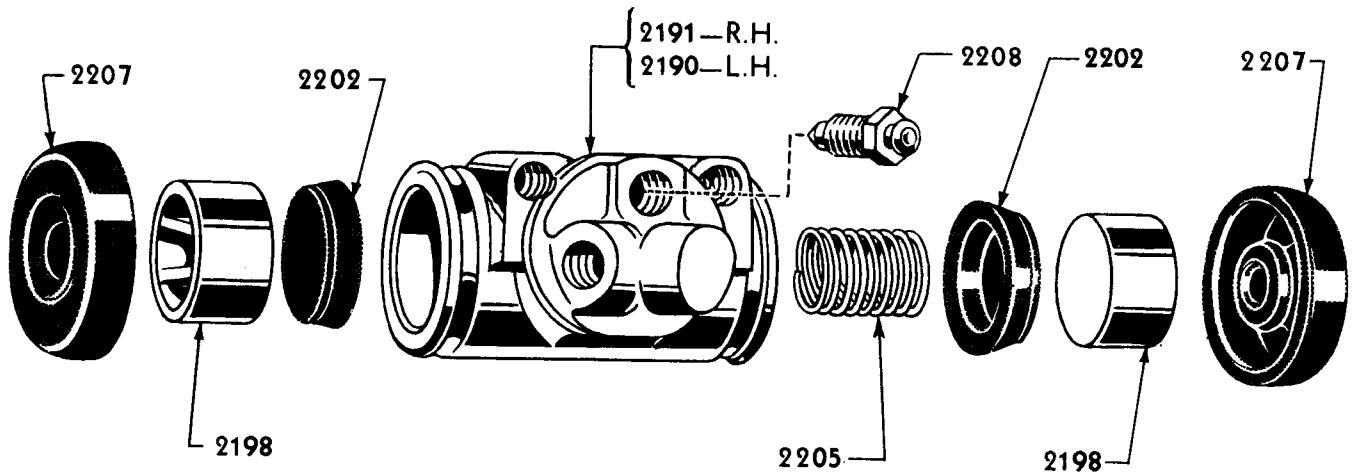
PM-519

FRONT BRAKES

Basic numbers only shown on illustration. Order by Part Numbers shown in list of parts.

CHASSIS PARTS CATALOGUE

Service Brakes—Continued



FRONT WHEEL BRAKE CYLINDER

PM-579

Basic numbers only shown on illustration. Order by Part Numbers shown in list of parts.

PART NUMBER	QTY	PART NAME	NO. REQ'D	MODEL	YEAR 19__
8M-2221		Kit (front wheel brake cylinder repair)-consists of the following	2	9M, OM, 1M, MA	49-53
	(2)	91A-2202 Cup (2) OM-2207-A Boot			
8M 2061-A		Cylinder assy (front brake)-R.H.-1-1/8" diameter	1	9M, OM, 1M, MA	49-53
8M 2062-A		Cylinder assy (front brake)-L.H.-1-1/8" diameter	1	9M, OM, 1M, MA	49-53
		20310-S8 Bolt (hex-hd)-5/16"-18 x 1/2"	4	9M, OM, 1M, MA	49-53
		34806-S7 Lockwasher-5/16"	4	9M, OM, 1M, MA	49-53
6H 2066		Cup (brake shoe hold down)	16	9M, OM, 1M, MA	49-53
H 2068		Spring (brake shoe hold down)	8	9M, OM, 1M, MA	49-53
H 2069		Pin (brake shoe hold down spring)	8	9M, OM, 1M, MA	49-53
8M 2073		Bracket (brake hose)-rear with (1) 41/64" dia. hole	1	9M, OM, 1M	49-51
MA 2073-A		Bracket (brake hose)-rear-(1) 41/64" dia. hex hole and (1) 21/64" dia. round hole	1	MA79	52-53
		40156-S8 Screw (self tapping)-5/16"-18 x 5/8"-to attach brkt. to frame	1	MA79	52-53
8M 2074		Connector (rear brake line)-rectangular block shaped-1-1/2" o/all length with (1) 25/64" straight hole	1	9M, OM, 1M	49-51
8A 2074		Fitting (rear brake line)-1-3/8" o/all length with (1) 29/64" straight hole	1	MA	52-53
		24369-S8 Bolt (hex-hd)-3/8"-24 x 7/8"-brake line connector to rear axle assy	1	9M, OM, 1M	49-51
		34807-S2 Lockwasher-3/8"	1	9M, OM, 1M	49-51
		34908-S2 Lockwasher (internal tooth)-7/16"-fitting to rear axle	1	MA	52-53
8A 2075		Connector (front brake line)	1	9M, OM, 1M	49-51
		8M-2149 Gasket (front brake line connector)-Copper-25/64" I.D. x 5/8" O. D. x 1/16" thick	2	9M, OM, 1M	49-51
		8M-2150 Bolt (front brake line connector)-3/8"-24 x 1-1/16" overall length	1	9M, OM, 1M	49-51

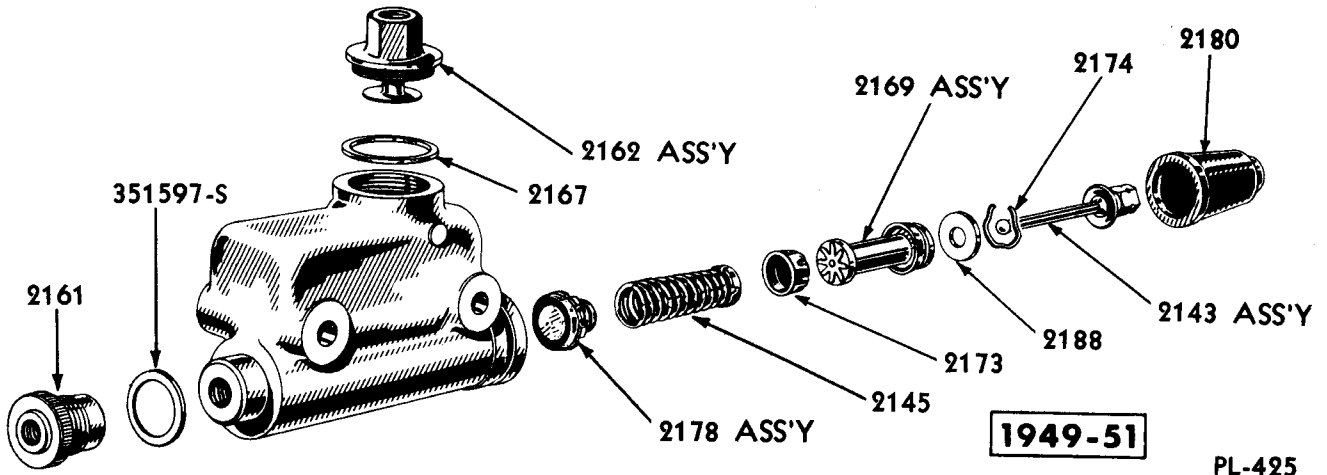
MERCURY

CHASSIS PARTS CATALOGUE

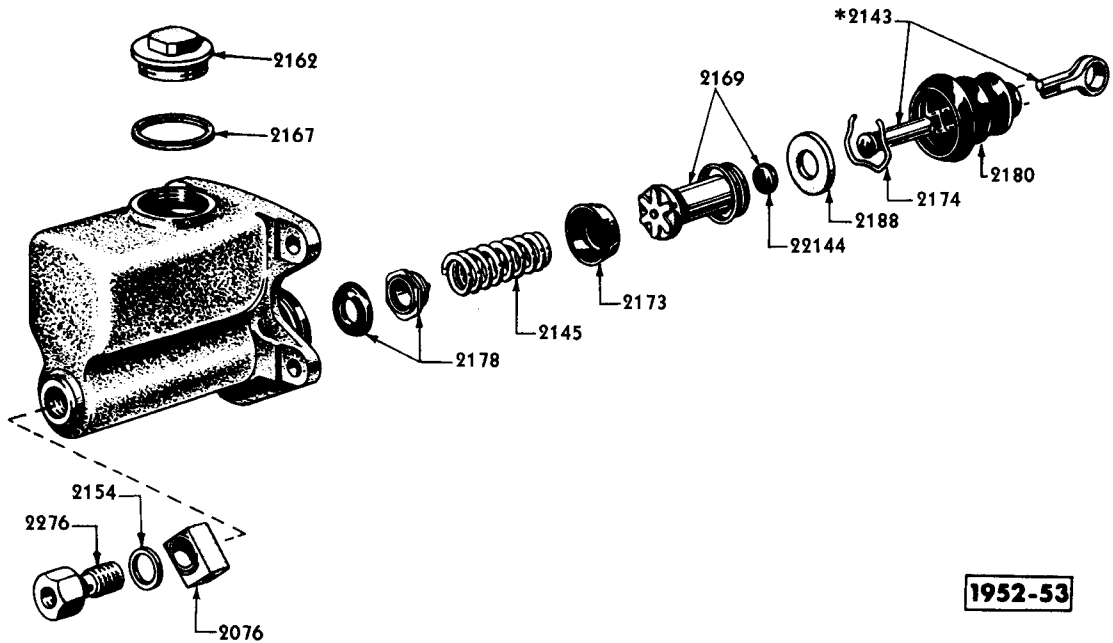
PART NUMBER	UNIT	PART NAME	NO. REQ'D	MODEL	YEAR 19__
Service Brakes—Continued					
8M 2076		Fitting (brake master cylinder outlet)-has (1) 1/8" pipe tapped hole and (2) 3/8"-24 tapped holes	1	9M,OM,1M	49-51
AB 2076-A		Fitting (brake master cyl. outlet)-rectangular shaped with (1)-3/8"-24 tapped hole	1	MA	52-53
	91T-2154	Gasket (brake master cylinder outlet)-Copper-1/2" I.D. x 11/16" O.D. x 1/32" thick	1	9M,OM,1M	49-51
	91T-2276	Bolt (brake master cylinder outlet connection)-1/2"-20 x 1-1/8"	1	9M,OM,1M	49-51
	AB-22076-A	Fitting assy (front brake tube)-with (4) 3/4"-24 tapped holes	1	MA	52-53
	40923-S2	Screw (self tapping)-5/16"-18 x 1/2"-fitting to frame	1	MA	52-53
8M 2078		Hose assy (rear brake)-18-1/64" o/all length	1	9M,OM,1M	49-51
MA 2078-A		Hose assy (rear brake)-15-17/32" o/all length	1	MA79	52-53
AB 2078-C		Hose assy (rear brake)-18-15/32" o/all length	1	MA except 79	52-53
	8M-2149	Gasket (rear brake line connector)	1	9M,OM,1M,MA	49-53
	78-2814-A	Clip (rear brake hose to frame brkt)	1	9M,OM,1M	49-51
8M 2079		Hose assy (front brake)-15-27/64" overall length	2	9M,OM,1M	49-51
MA 2079-A		Hose assy (front brake)-12-11/32" o/all length	2	MA	52
	8M-2149	Gasket (front brake hose assy to brake cylinder)	2	9M,OM,1M,MA	49-53
	78-2814-A	Clip (front brake hose to frame bracket)	2	9M,OM,1M,MA	49-53
8M 2082		Bracket (front brake hose)	2	9M,OM,1M	49-51
MA 2082-A		Bracket (front brake hose)	2	MA	52-53
8A 2091		Nut (hand brake equalizer lever)-5/16"-24-equalizer lever to front cable assy	1	OM,1M,MA	50-53
H 2092		Cover (brake adjusting hole)-also serviced in 8M-22009-Kit	4	9M,OM,1M	49-51
8A 2092		Cover (brake adjusting hole)-also serviced in MCK-22009-A Kit	4	MA	52-53
8M 2103		Lever assy (parking brake operating)-R.H.	1	9M,OM,1M	49-51
MA 2103-A		Lever assy (parking brake operating)-R.H.	1	MA	52-53
8M 2104		Lever assy (parking brake operating)-L.H.	1	9M,OM,1M	49-51
MA 2104-A		Lever assy (parking brake operating)-L.H.	1	MA	52-53
91A 2106		Retainer (rear brake emergency lever pin)	2	9M,OM,1M,MA	49-53
8M 2108		Strut (parking brake)-7/8" wide	2	9M,OM,1M	49-51
MA 2108-A		Strut (parking brake)-49/64" wide	2	MA	52-53
8M 2119		Equalizer (hand brake cable)	1	9M,OM,1M	49-51
8L 2128		Kit (rear wheel brake cylinder repair)-consists of the following (2) 8L-2201 Cup (2) 96H-2206 Boot	2	MA	52-53
8M 2128		Kit (rear wheel brake cylinder repair)-consists of the following (2) 91A-2201 Cup (2) 96H-2206 Boot	2	9M,OM,1M	49-51
51A 2132	NS	Washer (emergency lever anti rattle spring)-3/8" I.D. x 3/4" O.D. x 1/64" thick-repl. by 351467-S	2	9M,OM	49-50
	351467-S	Washer (spring)-parking brake anti-rattle	2	9M,OM,1M,MA	49-53
8M 2135-A		Housing and tube seat assy (rear brake cylinder)-R.H.	1	9M,OM,1M	49-51
8M 2136-A		Housing and tube seat assy (rear brake cylinder)-L.H.	1	9M,OM,1M	49-51
96H 2139-B		Spring (parking brake strut to shoe)-1-9/32" o/all free length-oblong shaped	2	9M,OM,1M,MA	49-53

CHASSIS PARTS CATALOGUE

Service Brakes—Continued



PL-425



*NOT PART OF BASIC NO.-2140-ASSY

PM-661

MASTER BRAKE CYLINDER

Basic numbers only shown on illustration. Order by Part Numbers shown in list of parts.

PART NUMBER	QTY	PART NAME	NO. REQ'D	MODEL	YEAR
8M-2004		Kit (brake master cylinder repair)- consists of the following	1	9M, 9M, 1M	19
(2) 8M-2152		Gasket (1) 8M-2167 Gasket			49-51
(1) 51A-2169		Piston (1) 51A-2173 Cup			
(2) 51A-2174		Snap ring (1) 51A-2178 Valve			
		(1) 91A-2180-A Boot			

MERCURY

CHASSIS PARTS CATALOGUE

PART NUMBER	PART NAME	NO. REQ'D	MODEL	YEAR 19__
Service Brakes—Continued				
	CPA-2004-C Kit (brake master cylinder repair)- consists of the following (1) 91T-2154 Gasket (1) 8M-2167 Gasket (1) AB-2169-B Piston (1) 51A-2173 Cup (1) 51A-2174 Snap ring (1) CPA-2178-B Valve & Seat (1) OA-2180 Boot	1	MA	52-53
8M 2140-A	Cylinder assy (brake master)-1" diameter	1	9M,OM,1M	49-51
B2 2140-B	Cylinder assy (brake master)-less push rod	1	MA	52-53
	1M-22280-A Spacer (master cylinder to "K" member)	1	OM,1M	50-51
	24387-S7 Bolt (hex-hd)-5/16"-24 x 1"- cylinder to firewall	4	MA	52-53
	357624-S7 Lockwasher-5/16"-cylinder to firewall	4	MA	52-53
	MA-22264-C Hose assy (master brake cyl. to connector)-approx. 16-3/4" long	1	MA	52-53
	21566-S7 Bolt (hex-hd)-3/8"-24 x 3-1/4"	2	9M,OM,1M	49-51
	34807-S2 Lockwasher-3/8"	2	9M,OM,1M	49-51
	11A-13480 Switch assy (stop light)	1	9M,OM,1M,MA	49-53
8M 2143-A	Link assy (brake master cyl.)-to brake pedal- 3-5/8" overall length	1	9M,OM,1M	49-51
	33798-S8 Nut (hex)-5/16"-24	2	9M,OM,1M	49-51
AB 2143-C	Rod assy (brake master cyl. push)-6-7/32" o/all length	1	MA	52-53
	1A-22144-A Bumper (brake master cyl. push rod)	1	MA	52-53
	AB-22473-A Bushing (brake master cylinder push rod)-Nylon	2	MA	52-53
8A 2145	Spring & retainer assy (brake master cyl. return)	1	9M,OM,1M,MA	49-53
91A 2149	Gasket (front brake line connector bolt)-use as W/S wiper silencer to intake manifold gasket-Copper- 25/64" I.D. x 5/8" O.D. x 1/16" thick	1	9M,OM,1M,MA	49-53
8M 2149	Gasket (front brake line connector)-Copper-25/64" I.D. x 5/8" O.D. x 1/16" thick	as reqd	9M,OM,1M,MA	49-53
8M 2150	Bolt (front brake line connector)-3/8"-24 x 1-1/16" overall length	1	9M,OM,1M	49-51
8M 2153-A	Bracket (hand brake cable)-with 13/32" diameter hole -on frame center box cross member	1	9M	49
	24369-S8 Bolt (hex head)-3/8"-24 x 7/8"- use with 8M-2153-A	1	9M	49
	34445-S7-8 Locknut (hex)-3/8"-24-used with 8M-2153-A	1	9M	49
AB 2153-C	Bracket (hand brake cable)-without flange	1	MA except 76	52-53
AB 2153-D	Bracket (hand brake cable)-with flange	1	MA76	52-53
	65041-S Rivet-5/16" x 11/16"-bracket brake parking to engine rear support	1	MA76	52-53
91T 2154	Gasket (brake master cylinder outlet)-Copper-1/2" I.D. x 11/16" O.D. x 1/32" thick	2	9M,OM,1M,MA	49-53

CHASSIS PARTS CATALOGUE

PART NUMBER	PART NAME	NO. REQ'D	MODEL	YEAR
Service Brakes—Continued				
8A 2161	Plug (brake master cylinder bore)-rear end of master cylinder-1/2"-20 tapped hole-1-3/32"-18 thread and knurled head	1	9M,OM,1M	49-51
	351597-S Gasket (brake master cylinder bore plug)-1-1/8" I.D. x 1-3/8" O.D. x 1/16" thick	1	9M,OM,1M	49-51
AB 2162-C	Cap assy (brake master cyl. filler)-with hex-hd-1-5/8"-18 thread	1	MA	52-53
8M 2162-A	Cap assy (brake master cylinder filler)-with square head-1-5/8"-18 thread	1	9M	49
8M 2162-B	Cap assy (brake master cyl. filler)-with hex head-1-5/8"-18 thread	1	9M,OM,1M	49-51
8M 2167	Gasket (brake master cylinder filler cap)-Fibre-1-7/8" O.D. x 41/64" I.D. x 1/16" thick with tapered inside cyl. wall	1	9M,OM,1M,MA	49-53
51A 2169	Piston assy (brake master cyl.)-with tapered inside cylinder wall	1	9M,OM,1M	49-51
AB 2169-B	Piston assy (brake master cylinder)	1	MA	52-53
51A 2173	Cup (brake master cylinder)-primary	1	9M,OM,1M,MA	49-53
51A 2174	Snap ring (brake master cylinder piston)-1-25/64" irregular O.D. and open end	1	9M,OM,1M,MA	49-53
51A 2178	Valve assy (brake master cylinder)-with spring	1	9M,OM,1M	49-51
CPA 2178-B	Kit (master cyl. valve and seat)-consists of the following-serviced in kit CPA-2004-C (1) AB-2178-A Valve (1) LA-22179-A Seat	1	MA	52-53
91A 2180-A	Boot (brake master cylinder)-smooth cupped shape	1	9M,OM,1M	49-51
91A 2180-B	Boot (brake master cylinder)-Rubber	1	9M,OM,1M	49-51
0A 2180	Boot (brake master cylinder)-bellow shaped	1	MA	52-53
91A 2185	Retainer (brake master cylinder return spring)-with 4 notches on O.D.	1	9M	49
LA 2188-A	Plate (brake master cyl. piston stop)-1-1/8" O.D. x 9/16" I.D. x 1/8" thick	1	9M,OM,1M,MA	49-53
8M 2190-A	Housing (front brake cyl.)-R.H.	1	9M,OM,1M,MA	49-53
8M 2191-A	Housing (front brake cyl.)-L.H.	1	9M,OM,1M,MA	49-53
96H 2197-A	Piston (rear wheel brake cylinder)-1" diameter	4	9M,OM,1M	49-51
8L 2197-A	Piston (rear wheel brake cylinder)-15/16" diameter	4	MA	52-53
96H 2198-A	Piston (front wheel brake cylinder)-1-1/8" diameter	4	9M,OM,1M,MA	49-53
*8M 2200-E	Kit (rear brake shoe & lining)-with .179" thickness web-conversion (from .156" thickness shoe web)-and short primary lining-marked with White paint-consists of the following (2) 8M-2048 Socket (2) 8M-2218-F Shoe & lining (2) 8M-2219-D Shoe & lining (2) 8M-2246 Screw assy lining	1	9M	49

★ Use with 8M-2001-C Kit

CHASSIS PARTS CATALOGUE

PART NUMBER	QUANTITY	PART NAME	NO. REQ'D	MODEL	YEAR
Service Brakes—Continued					
*8M 2200-F		Kit (rear brake shoe & lining)-with .179" thickness web and short primary lining-marked with White paint-consists of the following (2) 8M-2218-F Shoe & lining (2) 8M-2219-D Shoe & lining	1	9M,OM,1M	49-51
MCK 2200-A		Kit (rear brake shoe & lining)-.182"/.192" thick lining-Standard-Axle Set-consists of the following (2) 8M-2218-H Shoe & lining-rear primary (2) 8M-2219-F Shoe & lining-rear secondary	1	9M,OM,1M,MA	49-53
MCK 2200-B		Kit (rear brake shoe & lining)-.212"/.222" thick lining-.030 O/S-Axle Set-consists of the following (2) MA-2218-E Shoe & lining-rear primary (2) MA-2219-E Shoe & lining-rear secondary	1	MA	52-53
91A 2201		Cup (rear brake wheel cylinder)-1" diameter	4	9M,OM,1M	49-51
8L 2201		Cup (rear brake wheel cylinder)-15/16" diameter	4	9M,OM,1M,MA	49-53
91A 2202		Cup (front brake wheel cylinder)-1-1/8" diameter	4	9M,OM,1M,MA	49-53
96H 2204		Spring (rear brake wheel cyl. piston return)-9/16" O.D. x 2-5/16" o/all free length x 11 coils	2	9M,OM,1M,MA	49-53
96H 2205		Spring (front brake wheel cyl. piston return)-11/16" O.D. x 2-1/4" o/all free length x 9-1/2 coils	2	9M,OM,1M,MA	49-53
96H 2206		Boot (brake wheel cylinder)-rear	4	9M,OM,1M,MA	49-53
OM 2207-A		Boot (brake wheel cylinder)-front	4	9M,OM,1M,MA	49-53
8M 2208		Screw (brake wheel cylinder bleeder)	4	9M,OM,1M,MA	49-53
8M 2209-A		Brake assy (rear)-R.H.-marked with White paint	1	9M,OM	49-50
8M 2209-B		Brake assy (rear)-R.H.-marked with Yellow paint-use only in sets-8M-2209-B and 8M-2210-B	1	9M,OM,1M	49-51
OM 2209		Brake assy (rear)-R.H.-marked with (2) White paint stripes-use only in sets-OM-2209 and OM-2210	1	9M,OM,1M	49-51
MA 2209-G	NS	Brake assy (rear)-R.H.-marked with Yellow paint stripe-service details	1	MA except 79	52-53
MA 2209-H	NS	Brake assy (rear)-R.H.-marked with Yellow paint stripe-service details	1	MA79	52-53
8M 2210-A		Brake assy (rear)-L.H.-marked with White paint	1	9M,OM	49-50
8M 2210-B		Brake assy (rear)-L.H.-marked with Yellow paint-use only in sets-8M-2209-B and 8M-2210-B	1	9M,OM,1M	49-51
OM 2210		Brake assy (rear)-L.H.-marked with (2) White paint stripes-use only in sets-OM-2209 and OM-2210	1	9M,OM,1M	49-51
MA 2210-G	NS	Brake assy (rear)-L.H.-marked with Yellow paint stripe-service details	1	MA except 79	52-53
MA 2210-H	NS	Brake assy (rear)-L.H.-marked with Yellow paint stripe-service details	1	MA79	52-53
8M 2211		Plate assy (rear brake backing)-R.H.-3-3/16" I.D.	1	9M,OM,1M,except 79	49-51
MA 2211-A		Plate assy (rear brake backing)-R.H.-2-7/8" I.D.	1	MA except 79	52-53
MA 2211-B		Plate assy (rear brake backing)-R.H.-3-3/16" I.D.	1	9M79,OM79,1M79,MA79	49-53
MA 2212-A		Plate assy (rear brake backing)-L.H.-2-7/8" I.D.	1	MA except 79	52-53
MA 2212-B		Plate assy (rear brake backing)-L.H.-3-3/16" I.D.	1	9M79,OM79,1M79,MA79	49-53
		8M-2248 Bolt (rear axle brake housing)-1/2"-20 x 1-1/8" thread-spec. hd	8	9M,OM,1M,MA	49-53

*Use with 8M-2001-C Kit

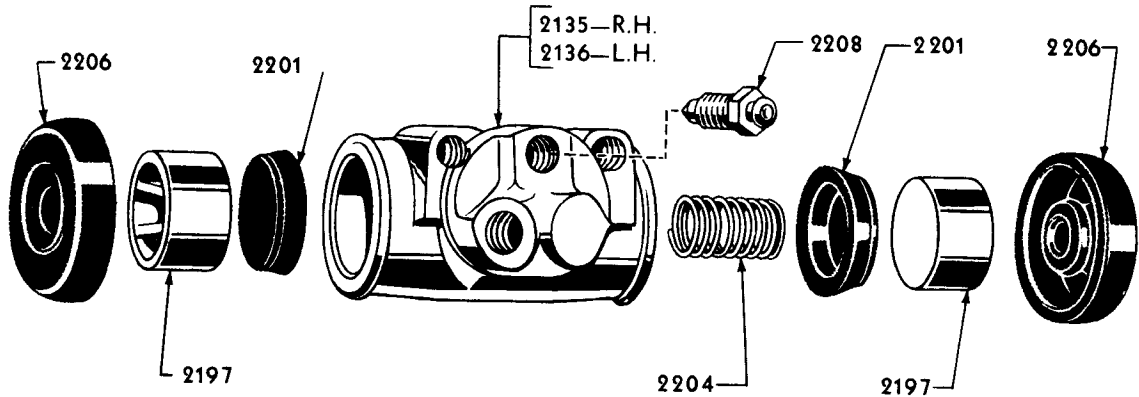
MERCURY

CHASSIS PARTS CATALOGUE

PART NUMBER	PART NAME	NO. REQ'D	MODEL	YEAR
Service Brakes—Continued				
8M 2221	Kit (front wheel brake cylinder repair)-consists of of the following (2) 91A-2202 Cup (2) OM-2207-A Boot	2	9M,OM,1M,MA	49-53
MCK 2222-A	Kit (rear brake lining)-.182"/.192" thick lining- Standard-Axle Set-consists of the following (2) 8M-2284-F Lining-rear primary (2) 8M-2285-D Lining-rear secondary (44) 351939-S Rivet	1	9M,OM,1M,MA	49-53
MCK 2222-B	Kit (rear brake lining)-.212"/.222" thick lining- .030" O/S-Axle Set-consists of the following (2) MA-2284-E Lining-rear primary (2) MA-2285-E Lining-rear secondary (44) 351939-S Rivet	1	MA	52-53
8A 2240	Retainer (rear wheel bearing)	2	MA except 79	52-53
8M 2240	Retainer (rear wheel bearing)	2	9M,OM,1M,MA79	49-53
8M 2244	Clip (rear brake pipe to rear axle)	2or4	9M,OM,1M,MA	49-53
	31498-S8 Screw (hex-hd self tapping)- No. 14-10 x 1/2"-clip to cross member	2	9M,OM,1M,MA	49-53
8M 2244	Clip (front brake pipe to frame)	2or4	9M,OM,1M,MA	49-53
	31527-S7 Screw (hex washer head self tap)-No. 14 x 1/2"	2	9M,OM,1M,MA except 79	49-53
8A 2245	Gasket (wheel bearing retainer)-Paper-with (4) 17/32" holes	2	MA except 79	52-53
8M 2245	Gasket (wheel bearing retainer)-Paper-with (4) 7/16" holes	4	9M,OM,1M,MA79	49-53
8M 2248	Bolt (rear axle brake housing)-1/2"-20 x 1-1/8"- special head	8	9M,OM,1M,MA79	49-53
	356694-S Bolt (spec-hd)-3/8"-24 x 1-1/8"	8	MA except 79	52-53
	34424-S7 Locknut (hex)-1/2"-20	8	9M,OM,1M,MA79	49-53
	34445-S7-8 Locknut (hex)-3/8"-24	8	MA except 79	52-53
	8L-2128 Kit (rear brake cylinder repair)- consists of the following (2) 8L-2201 Cup (2) 96H-2206 Boot	2	MA	52-53
	8M-2128 Kit (rear wheel brake cylinder repair)-consists of the following (2) 91A-2201 Cup (2) 96H-2206 Boot	2	9M,OM,1M	49-51
8A 2256	Gasket (rear brake backing plate)	2	MA except 79	52-53
8L 2261-A	Cylinder assy (rear brake)-R.H.-15/16" diameter	1	MA	52-53
8M 2261-A	Cylinder assy (rear brake)-R.H.-1" diameter	1	9M,OM,1M	49-51
8L 2262-A	Cylinder assy (rear brake)-L.H.-15/16" diameter	1	MA	52-53
8M 2262-A	Cylinder assy (rear brake)-L.H.-1" diameter	1	9M,OM,1M	49-51
	20310-S8 Bolt (hex-hd)-5/16"-18 x 1/2"	4	9M,OM,1M,MA	49-53
	34806-S7 Lockwasher-5/16"	4	9M,OM,1M,MA	49-53

CHASSIS PARTS CATALOGUE

Service Brakes—Continued



PM-93

REAR WHEEL BRAKE CYLINDER

Basic numbers only shown on illustration. Order by Part Numbers shown in list of parts.

PART NUMBER	QUANTITY	PART NAME	NO. REQ'D	MODEL	YEAR
*GM 2263-A		Pipe assy (front brake)	1	GM	49
**GM 2263-B		Pipe assy (front brake)	1	GM, OM, 1M	49-51
		8M-2244 Clip-front brake pipe to cross member	2 to 4	GM, OM, 1M, MA	49-53
MA 2263-A		Pipe assy (front brake)-R.H.-.33-3/4" formed length	1	MA	52-53
8M 2264		Pipe assy (master cylinder to front brake)-9-1/2" formed length	1	9M, OM, 1M	49-51
§1M 2264		Pipe assy (master cylinder to left front brake)-10-13/32" formed length	1	OM, 1M	50-51
AB 2264-A		Pipe assy (front brake)-L.H.	1	MA	52-53
		MA-22264-C Hose assy (brake master cyl. to connector)-approx. 16-3/4" long	1	MA	52-53
8M 2265		Pipe assy (master cylinder to rear hose)-99-3/8" formed length	1	9M, OM, 1M	49-51
MA 2265-C		Pipe assy (rear brake tube connector to rear hose)-104-1/16" formed length	1	MA except 79	52-53
MA 2265-D		Pipe assy (rear brake tube connector to rear hose)-101-55/64" formed length	1	MA79	52-53
		7RA-14197-B Clip (pipe to frame side member).	as reqd	9M, OM, 1M	49-51
		357331-S32 Clip (tube)-3/16"-tube to frame side rail	3	MA	52-53
8M 2267		Pipe assy (rear brake)-right	1	9M, OM	49-50
		8M-2244 Clip (rear brake right pipe)	2	9M, OM	49-50
		24328-S8 Bolt (hex head)-3/8"-16 x 5/8"	1	9M, OM	49-50
		358349-S32 Clip (rear brake right pipe)-with 13/32" diameter hole	1	9M, OM, 1M, MA79	49-53
		34807-S2 Lockwasher-3/8"	1	9M, OM	49-50
		31527-S7 Screw (hex washer head self tapping)-No. 14-14 x 1/2"	2	9M, OM, 1M, MA79	49-53

§ Used with Merc-O-Matic transmission

* Used on cars with 8M-5019-A Front Cross Member Assy with 41/64" dia. holes for engine support mounting

** Used on cars with 8M-5019-B Front Cross Member Assy with 1-9/32" dia. holes for engine support mounting

MERCURY

CHASSIS PARTS CATALOGUE

PART NUMBER	PART NAME	NO. REQ'D	MODEL	YEAR 19__
Service Brakes—Continued				
1M 2267	Pipe assy (rear brake)-R.H.-46-1/4" formed length	1	OM,1M	50-51
AB 2267-A	Pipe assy (rear brake)-R.H.-37-3/32" formed length	1	MA except 79	52-53
MA 2267-A	Pipe assy (rear brake)-R.H.-34-13/32" formed length	1	MA79	52-53
	20326-S7 Bolt (hex-hd)-5/16"-18 x 5/8"	1	OM,1M	50-51
	34806-S7 Lockwasher-5/16"	1	OM,1M	50-51
8M 2268	Pipe assy (rear brake)-L.H.-9-5/64" formed length	1	9M,OM,1M	49-51
AB 2268-A	Pipe assy (rear brake)-L.H.-14-1/16" formed length	1	MA except 79	52-53
MA 2268-A	Pipe assy (rear brake)-L.H.-16-23/64" formed length	1	MA79	52-53
	356009-S7 Nut (compression)-3/8"-24	9or10	MA	52-53
8M 2275	Cable and conduit assy (hand brake)-rear-137-3/4" overall length	1	9M	49
OM 2275	Cable and conduit assy (hand brake)-rear-134-1/2" overall length	1	OM,1M	50-51
AB 2275-C	Cable and equalizer assy (hand brake)-rear-156-1/4" overall length	1	MA except 76	52-53
AB 2275-D	Cable and equalizer assy (hand brake)-rear-156-1/4" overall length-with handbrake cable clip 8A-2505	1	MA76	52-53
91T 2276	Bolt (rear brake cylinder connection)-for attaching brake master cylinder outlet fitting-1/2"-20 x 1-1/8"	1	9M,OM,1M	49-51
8L 2276	Bolt (rear brake cyl. connection)-for attaching brake master cyl. outlet fitting-1/2"-20 x 1-1/8" and 1/8"-27 female thread	1	MA	52-53
OM 2279	Clip (hand brake cable)-cable to frame-9/32" hole	1	OM,1M	50-51
1M 2279-A	Clip (hand brake cable)-cable to frame-5/16"-10	1	1M	51
	350209-S2 Bolt (hex-hd)-5/16"-10-clip to "K" bar	1	1M	51
	31527-S7 Screw (hex washer head self tapping)-No. 14-14 x 1/2" clip to "K" bar	1	OM,1M	50-51

Service Brake Controls

§§8M 2452-A2	Pedal & bushing assy (brake)-forging type	1	9M,OM,1M	49-51
§§8M 2452-A3	Pedal & bushing assy (brake)-pressed steel type	1	9M,OM	49-50
§1M 2452-A	Pedal & bushing assy (brake)	1	OM,1M	50-51
§§HAK 2452-A	Kit (brake or clutch pedal extension)-consists of the following (1) 1H-22456-A Plate (2) 1H-22457-A Base (2) 1H-22460-A Retainer (1) 350479-S2 Bolt (1) 356060-S32 Nut (2) 72857-S Pin	1	9M,OM,1M	49-51
§§HAK 2452-B	Kit (brake or clutch pedal extension additive)-consists of the following (1) 1H-22456-A Plate (2) 72857-S Pin	1	9M,OM,1M	49-51

§ Used with Merc.O.Matic transmission

§§ Not used with Merc.O.Matic transmission

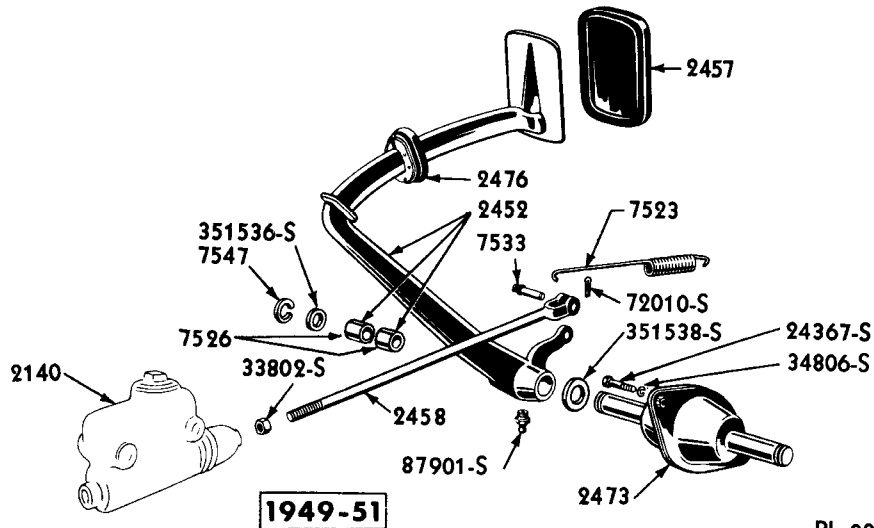
CHASSIS PARTS CATALOGUE

PART NUMBER	C S P A R T	PART NAME	NO. REQ'D	MODEL	YEAR 19__
Service Brake Controls—Continued					
		01A-7526-A Bushing (brake and clutch pedal)- 3/4" I.D. x 13/16" O.D. x 11/16" long	4	9M,OM,1M	49-51
§MA 2454-D		Pad assy (brake pedal)	1	MA	52
§MA 2454-E		Pad assy (brake pedal)	1	MA	52
§MA 2454-F		Pad assy (brake pedal)	1	MA	53
		24427-S7 Bolt (hex-hd)-5/16"-24 x 1-1/4" -pad plate to pedal assy	1	MA	52-53
		34443-S7 Locknut (hex)-5/16"-24	1	MA	52-53
AB 2455-B		Pedal assy (brake)	1	MA	52
MA 2455-C		Pedal assy (brake)	1	MA	53
		MA-22482-A Insulator (brake pedal hub spring)- Paper	1	MA	52
		AB-22482-A Insulator (brake pedal hub spring)- Nylon	1	MA	53
		87901-S8 Fitting (lub.)-1/8" straight	1	9M,OM,1M	49-51
		01A-7547 Retainer (clutch and brake pedal)	2	9M,OM,1M	49-51
		91A-7523 Spring (brake pedal retracting)- 23/32" O.D. x 5-19/32" overall free length-19 coils	1	9M,OM,1M	49-51
		MA-7583-A Bumper (clutch pedal)-Rubber	2	MA	52-53
8A 2456-B		Spring (hand brake equalizer lever retracting)- 8" overall length-34 coils	1	OM,1M	50-51
	NS	1H-22456-A Plate (brake pedal extension)- serviced in Kit HAK-2452-A & B	1	9M,OM,1M	49-51
8M 2457		Pad (clutch & brake pedal)-Rubber	2	9M,OM,1M	49-51
§1M 2457-A		Pad (brake pedal plate)-Rubber	1	OM,1M	50-51
§§MA 2457-C		Pad (clutch & brake pedal)-Rubber	2	MA	52-53
		§§MA-22455-E Plate assy (brake pedal pad)-mount. bracket has square corners	1	MA	52
		§§MA-22455-J Plate assy (brake pedal pad)-mount. bracket has round corners	1	MA	53
	NS	1H-22457-A Base (brake pedal extension)- serviced in Kit HAK-2452-A	2	9M,OM,1M	49-51
8M 2458		Rod assy (brake pedal to master cylinder)	1	9M,OM,1M	49-51
		72010-S Cotter pin-1/8" x 5/8"	1	9M,OM,1M	49-51
		33802-S8 Nut (hex)-7/16"-20	1	9M,OM,1M	49-51
		B-7533-B Pin (clevis)-grooved-5/16" diameter x 1-7/16" overall length	1	9M,OM,1M	49-51
§1M 2459-A		Brace (brake master cylinder to brake pedal)	1	OM,1M	50-51
	NS	1H-22460-A Retainer (brake pedal extension base)-serviced in Kit HAK-2452-A	2	9M,OM,1M	49-51
AB 2461-B		Bushing (brake pedal)-Nylon-11/16" O.D. x 1-59/64" long	1	MA	52-53
AB 2462-A		Bolt (master cylinder link rod eccentric)-3/8"-24 x 1-3/16"	1	MA	52-53
		34420-S8 Nut (lock)-3/8"-24	1	MA	52-53
8A 2470		Bushing (brake master cyl.)-11/16" O.D. x 21/32 long	2	MA	52-53
AB 2472-C		Spring (brake pedal retracting)	1	MA	52
AB 2472-D		Spring (brake pedal retracting)	1	MA	53

§ Used with Merc.O-Matic transmission

§§ Not used with Merc.O-Matic transmission

Service Brake Controls—Continued



PL-800

BRAKE PEDAL

Basic numbers only shown on illustration. Order by Part Numbers shown in list of parts.

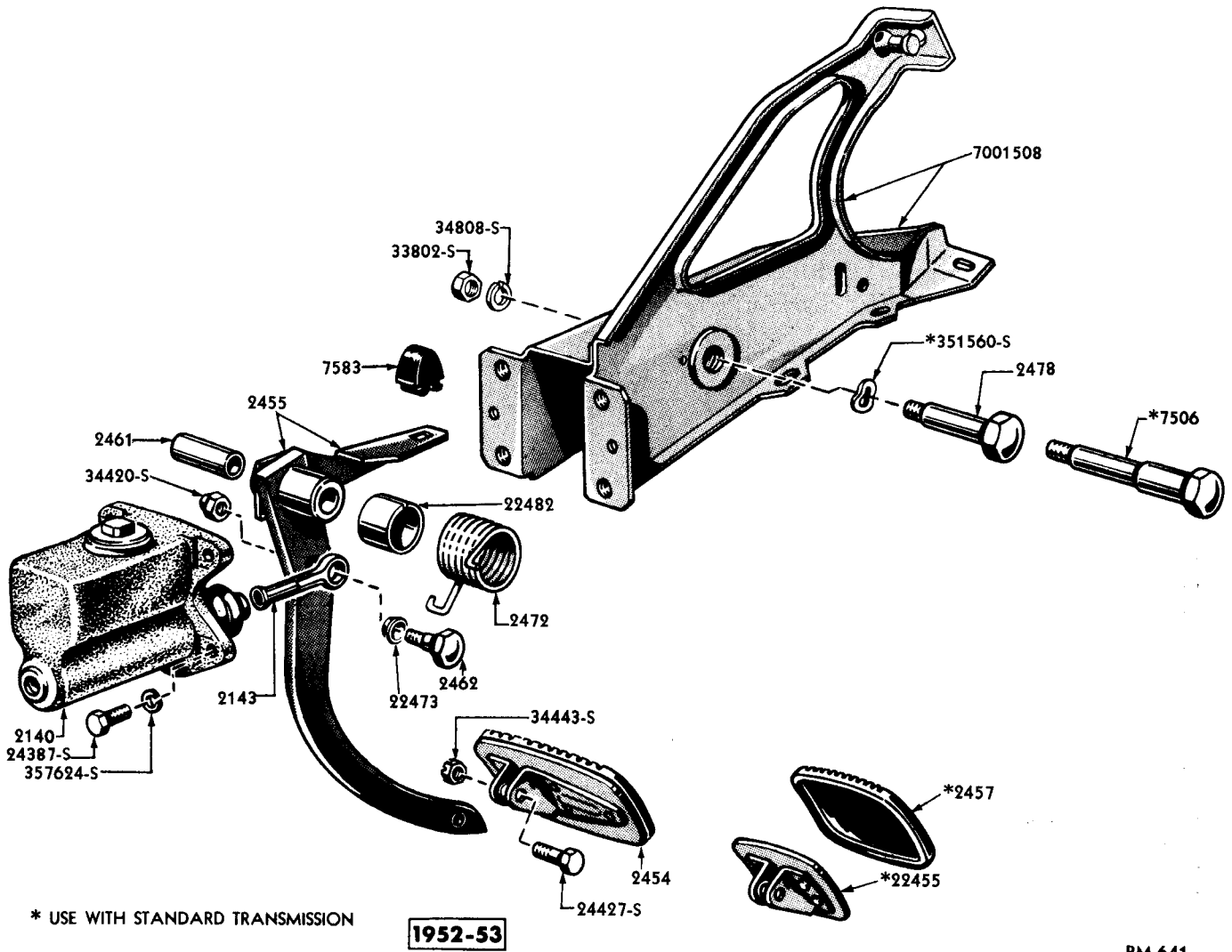
PART NUMBER	CLASS	PART NAME	NO. REQ'D	MODEL	YEAR 19
8M 2473		Shaft and bracket assy (clutch and brake pedal)	1	9M,OM,1M	49-51
		24367-S7 Bolt (hex head)-5/16"-24 x 7/8"-bracket to frame	2	9M,OM,1M	49-51
		34806-S7 Lockwasher-5/16"	2	9M,OM,1M	49-51
		351536-S7 Washer (plain)-3/4" I.D. x 1-1/8" O.D. x .094" thick	2	9M,OM,1M	49-51
		351538-S7 Washer (flat)-3/4" I.D. x 1-3/8" O.D. x .094" thick	2	9M,OM,1M	49-51
8M 2476		Weatherseal assy (brake pedal)-Rubber	1	9M,OM,1M	49-51
8M 2476		Weatherseal assy (clutch pedal)-Rubber	1	9M,OM,1M	49-51
§AB 2478-A		Shaft (brake pedal)-7/16"-20 x 2-63/64"	1	MA	52-53
		§§MA-7506-C Shaft (clutch & brake pedal pivot)-7/16"-20 x 4-19/32"	1	MA	52-53
		34808-S8 Lockwasher-7/16"	1	MA	52-53
		33802-S8 Nut (hex)-7/16"-20	1	MA	52-53
		351560-S7 Washer (spring)-25/32" I.D. x 1-1/8" O.D.	1	MA	52-53
8A 2505		Clip (hand brake cable)-rear-1-59/64" long	1	MA76	52-53
OM 2529		Rod (hand brake equalizer)-5-23/32" overall length, with one end bent at right angle to threaded dia.	1	OM,1M	50-51
		33798-S8 Nut (hex)-5/16"-24-hand brake equalizer rod to 8M-2119	2	OM,1M	50-51
		351640-S32 Nut (round-spring)-9/32"-to hold hand brake spring	1	OM,1M	50-51
8M 2530-A		Bracket (parking brake cable)-rear-R.H.-flanged edge formed inward-used with 8M-5005-A, B and C	1	9M except 76	49
OM 2530		Bracket (parking brake cable)-rear-R.H.	1	OM,1M	50-51
MA 2530-B		Bracket (parking brake cable)-rear-R.H.	1	MA	52-53
8M 2531-A		Bracket (parking brake cable)-rear-L.H.-flanged edge formed inward-used with 8M-5005-A, B and C	1	9M except 76	49
OM 2531		Bracket (parking brake cable)-rear-L.H.	1	OM,1M	50-51
MA 2531-B		Bracket (parking brake cable)-rear-L.H.	1	MA	52-53

§ Used with Merc-O-Matic transmission

§§ Not used with Mer-O-Matic transmission

CHASSIS PARTS CATALOGUE

Service Brake Controls—Continued



PM-641

BRAKE PEDAL

Basic numbers only shown on illustration. Order by Part Numbers shown in list of parts.

PART NUMBER	PART NAME	NO. REQ'D	MODEL	YEAR 19__
OM-55052	Retainer assy (speed grip nut)- includes 3/8"-24 square nut- used with OM-2530-31	4	OM, 1M	50-51
24349-S7	Bolt (hex head)-3/8"-24 x 3/4"- attaches OM-2530-31 to frame side member	4	OM, 1M	50-51
24388-S8	Bolt (hex hd)-3/8"-16 x 7/8"	4	MA	52-53
357629-S7	Lockwasher-3/8"	4	MA	52-53
34807-S2	Lockwasher-3/8"-used with OM-2530-31	4	OM, 1M	50-51
356006-S2	Retainer nut-3/8"-29-bracket to frame	4	OM, 1M, MA	50-53

CHASSIS PARTS CATALOGUE

PART NUMBER	PART NAME	NO. REQ'D	MODEL	YEAR
-------------	-----------	-----------	-------	------

Service Brake Controls—Continued

OM 2532	Lever (hand brake equalizer)-with (1) hole at spring retracting end	1	OM,1M	50-51
MA 2532-A	Lever (hand brake equalizer)-with (2) holes at spring retracting end-10-29/32" approx. o/all length	1	MA except 79	52-53
MA 2532-B	Lever (hand brake equalizer)-with (2) holes at spring retracting end	1	MA76	52-53
	73896-S7 Pin (clevis)-5/16" x 15/16"-lever to bracket	1	MA except 76	52-53
	76015-S8 Pin (clevis)-5/16" x 1-3/8"-lever to bracket	1	MA76	52-53
	8A-2091 Nut (hand brake equalizer lever)-5/16"-24-equalizer lever to front cable assy	1	OM,1M,MA	50-53
	8A-2456-B Spring (hand brake equalizer lever retracting)-3/4" O.D. x 8" overall free length-34 coils	1	OM,1M	50-51
AB 2628-A	Rod (hand brake equalizer)-5/16"-24-7-41/64" o/all length	1	MA	52-53
	352358-S Pin (self locking)-9/32" x 61/64"-rod to equalizer lever	1	MA	52-53
	34443-S7 Locknut (hex)-5/16"-24-to hold rod to rear cable assy	1	MA	52-53
	33923-S7 Nut (hex)-5/16"-24-to hold rod to rear cable assy	1	MA	52-53
AB 2631-B	Bracket (hand brake equalizer)-with 4 holes-21/64" diameter	1	MA76	52-53
MA 2631-A	Bracket (hand brake equalizer)-with 6 holes-21/64" diameter	1	MA except 76	52-53
	352358-S Pin (self-locking)-9/32" x 61/64"-bracket to equalizer lever	1	MA	52-53
	65041-S Rivet (pointed)-5/16" x 11/16"-equalizer to frame	2	MA76	52-53

Emergency Brake and Hand Brake Lever

8M 2780-A2	Control assy (hand brake)-with fulcrum lever at end	1	9M	49
OM 2780	Control assy (hand brake)-rear mounting brkt. has (2) 1-3/32" x 11/32" oblong shaped holes	1	OM,1M	50-51
MA 2780-B	Control assy (hand brake)-rear mounting bracket has (2) 9/16" x 11/32" rectangular shaped holes	1	MA	52
MA 2780-C	Control assy (hand brake)-rear mounting bracket has (2) rectangular shaped holes	1	MA	53
	MA-7204399-A Anti squeak (parking brake bracket)-2-5/8" x 1-1/2"	1	MA	52-53
	OM-2859 Pin (hand brake lever)-straight knurled-5/32" dia. x 15/16" overall length	1	OM,1M,MA	50-53
	50568-S8 Bolt (pan-hd)-5/16"-18 x 1-1/4"-rear mounting bracket to instrument panel	2	MA	52-53
	24311-S8 Bolt (hex-hd)-5/16"-24 x 1/2"-hand brake control to dash panel	2	MA	52-53

CHASSIS PARTS CATALOGUE

PART NUMBER	PART NAME	NO. REQ'D	MODEL	YEAR 19__
Emergency Brake and Hand Brake Lever—Continued				
	24327-S7 Bolt (hex-hd)-5/16"-24 x 5/8"-hand brake control to dash panel	2	9M,OM,1M	49-51
	24327-S7 Bolt (hex head)-5/16"-24 x 5/8"-hand brake control to instrument panel	2	9M	49
	24347-S8 Bolt (hex head)-5/16"-24 x 3/4"-hand brake assy to instr. panel	2	9M,OM,1M	49-51
	355410-S2 Bolt (carriage)-5/16"-24 x 5/8"-control assy to instr. panel	2	9M	49
	350479-S2 Bolt (hex head)-5/16"-10 x 5/8"-hand brake bracket to panel cowl side	1	9M	49
	350479-S2 Bolt (hex-hd)-5/16"-10 x 5/8"-hand brake bracket to pillar assy-front body	2	9M	49
	350791-S Bolt (special hex shoulder)-3/8"-24 x 3/4"-hand brake assy to body bracket	1	9M	49
	34443-S7-8 Locknut (hex)-5/16"-24-control assy to instrument panel	2	9M	49
	34445-S7-8 Locknut (hex)-3/8"-24-to body reinforcement bracket	1	9M	49
	34806-S7 Lockwasher-5/16"-hand brake control to dash panel	2	MA	52-53
	34806-S7 Lockwasher-5/16"-rear mounting bracket to instr. panel	2	MA	52-53
	33798-S8 Nut (hex)-5/16"-24-control assy to instrument panel	2	9M	49
	33797-S7 Nut (hex)-5/16"-18-rear mounting bracket to instr. panel control assy to dash panel	2	MA	52-53
	357614-S8 Pin (grooved)-5/32" x 25/32"-fastens handle to shaft	1	9M	49
	34826-S7 Washer (spring lock)-5/16"-hand brake assy to dash panel	2	OM,1M	50-51
	34826-S7 Washer (spring lock)-5/16"-control assy to instr. panel	2	OM,1M	50-51
OM 2786	Retainer (ratchet bar locking)	1	OM,1M,MA	50-53
OM 2788	Spring (ratchet bar locking)-outer	1	OM,1M,MA	50-53
8M 2795-B	Bracket (hand brake lever)-for mounting 8M-2853-A and B Cable and Conduit assy	1	9M	49
	350479-S8 Bolt (hex-hd)-5/16"-10 x 5/8"-for attaching brkt. to cowl side panel and body front pillar	3	9M	49
	350945-S32 Nut (spring)-5/16"-10-hand brake bracket to cowl side & pillar	3	9M	49
OM 2804	Pulley assy (hand brake cable)	1	OM,1M,MA	50-53
	73880-S8 Pin (clevis)-5/16" x 13/16"-pulley to control assy	1	OM,1M,MA	50-52
	352358-S Pin (self locking)-9/32" x 61/64"-used with 73880-S8	1	OM,1M,MA	50-53

MERCURY

CHASSIS PARTS CATALOGUE

PART NUMBER	PART NAME	NO. REQ'D	MODEL	YEAR 19__
Emergency Brake and Hand Brake Lever—Continued				
8M 2814	Clip (hand brake cable spring lock)-13/16" wide at closed end	as reqd	9M,OM,1M,MA	49-53
78 2814-A	Clip (brake pipe hose to frame brkt.)-1-3/32" wide at closed end	3	9M,OM,1M,MA	49-53
OM 2819	Pin (hand brake handle locking)-straight knurled-5/32" diameter x 13/32" overall length	1	OM,1M,MA	50-53
8M 2853-A	Cable & conduit assy (hand brake)-front-with 3-9/16" threaded length at equalizer end	1	9M	49
8M 2853-B	Cable & conduit assy (hand brake)-front-with 5-5/16" threaded length at equalizer end	1	9M	49
OM 2853	Cable and conduit assy (hand brake)-front 66-13/16" overall length	1	OM,1M	50-51
AB 2853-C	Cable & conduit assy (hand brake)-front 50-29/64" overall length	1	MA	52-53
	73861-S Clevis pin-5/16"-5/8"-cable to hand brake lever control	1	9M	49
	95803-S8 Clip-cable assy to dash panel	1	MA	52-53
	31498-S8 Screw (hex-hd)-No. 14 x 5/8"-cable assy to dash panel	2	MA	52-53
8A 2859	Pin (hand brake lever)-straight knurled-5/32" dia. x 15/16" overall length	1	9M	49
OM 2859	Pin (hand brake lever)-straight knurled-5/32" dia. x 9/32" diameter x 15/16" overall length	1	OM,1M,MA	50-53
	OM-7201695 Grommet (hand brake cable opening in dash)-Corrugated Rubber	1	OM,1M	50-51
	24345-S8 Bolt (hex-hd)-1/4"-28 x 3/4"-clip to top of front fender apron	1	9M	49
	353361-S Clip (cable)-for attaching hand brake cable to forward bolt on brake master cylinder	1	9M	49
	358162-S32 Clip (cable)-for attaching hand brake cable to trans. cover plate	1	9M	49
	358163-S32 Clip (cable)-for attaching hand brake cable to top of front fender apron	1	9M	49
	72010-S Cotter pin-1/8" x 5/8"-cable to hand brake lever control	1	9M	49
	91A-14602-A Grommet (insulator)-Rubber-for hand brake cable	1	9M,OM,1M	49-51
	34805-S8 Lockwasher-1/4"-clip to top of front fender apron	1	9M	49
	33798-S8 Nut (hex)-5/16"-24-front cable to equalizer	2	9M	49
	34081-S7 Nut (hex)-1/4"-28-clip to top of front fender apron	1	9M	49
	31527-S7 Screw (hex washer head self tapping)-No. 14-10 x 1/2"-cable to frame	2	9M	49
	33444-S2 Screw (pan hd self tapping)-No. 10-16 x 1/2"-cable to dash	2	9M	49
	42000-S8 Screw (hex head self tapping)-No. 10-12 x 3/8"-to front fender apron	1	9M	49

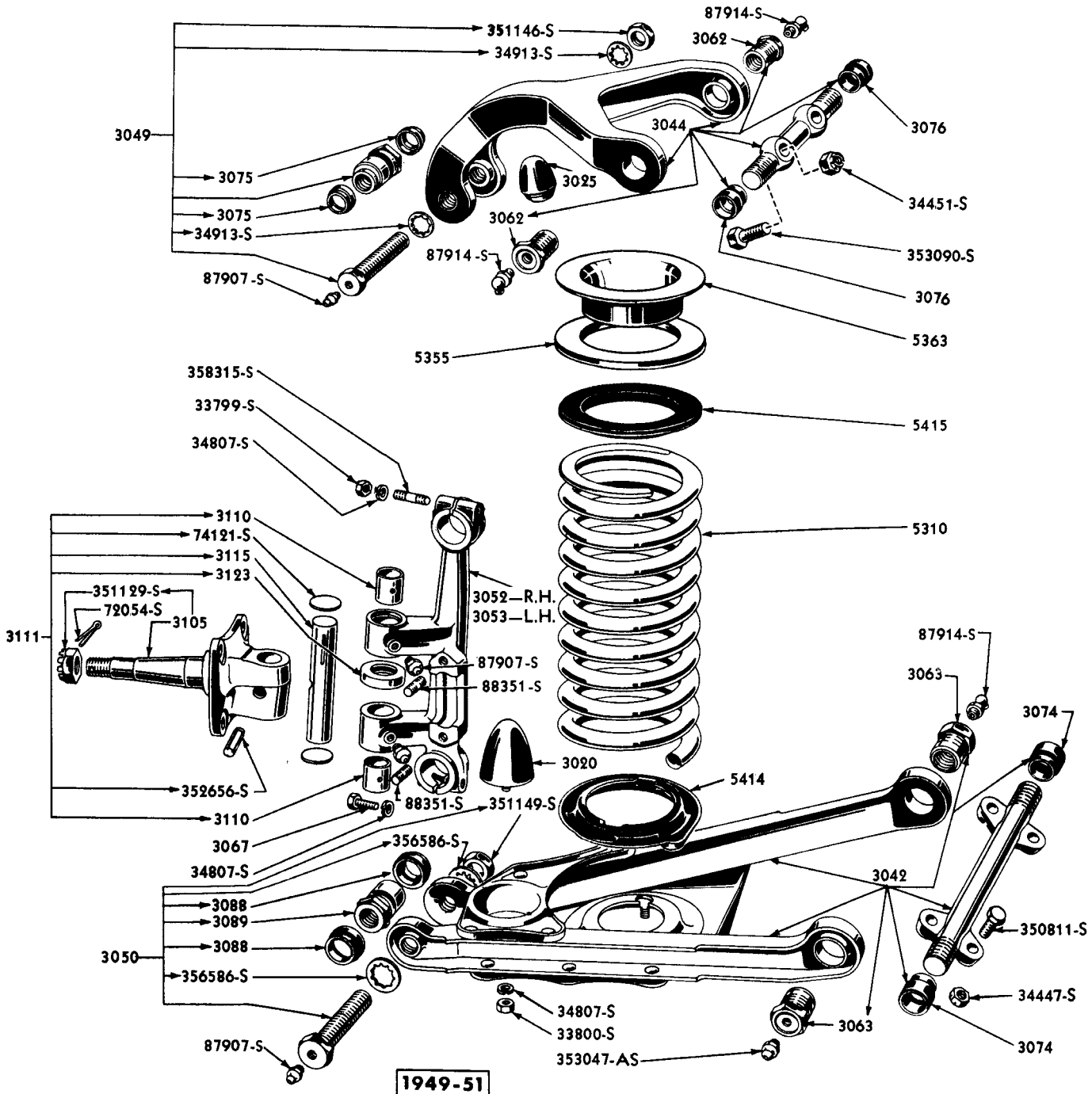
CHASSIS PARTS CATALOGUE

PART NUMBER	PART NAME	NO. REQ'D	MODEL	YEAR 19__
Front Suspension				
MA 3019-B	Bumper assy (front suspension lower arm)	2	MA	52-53
	34445-S7-8 Nut (lock)-3/8"-24	2	MA	52-53
8M 3020-A	Bumper assy (front suspension lower arm)-2-1/4" o/all length of rubber-use in pairs only	2	9M	49
8M 3020-B	Bumper assy (front suspension lower arm)-2-3/4" o/all length of rubber-use in pairs only	2	9M,OM,1M	49-51
	34807-S2 Lockwasher-3/8"	2	9M,OM,1M	49-51
	33800-S8 Nut (hex)-3/8"-24	2	9M,OM,1M	49-51
8M 3025	Bumper (front suspension rebound)-upper-Rubber- 2" maximum diameter	2	9M,OM,1M	49-51
MA 3025-A	Bumper (front suspension rebound)-upper-Rubber- 1-3/4" maximum diameter	2	MA	52-53
8M 3042	Arm & inner shaft assy (front suspension)-lower	2	9M,OM,1M	49-51
	20523-S Bolt (hex head)-3/8"-24 x 2"- lower arm to spindle support	2	9M,OM,1M	49-51
	350811-S7 Bolt (hex head)-7/16"-20 x 1-3/8"-lower arm to frame	8	9M,OM,1M	49-51
	87914-S8 Fitting (lubricator)-1/8" x 67-1/2°-rear	2	9M,OM,1M	49-51
	353047-AS7 Fitting (lubricator)-1/8"-28- straight-front	2	9M,OM,1M	49-51
	34447-S2 Locknut (hex)-7/16"-20-lower arm to frame bolt	8	9M,OM,1M	49-51
	34807-S2 Lockwasher-3/8"	2	9M,OM,1M	49-51
8M 3044	Arm and inner shaft assy (front suspension)-upper	2	9M,OM,1M	49-51
	20523-S Bolt (hex head)-3/8"-24 x 2"- upper arm to spindle support	2	9M,OM,1M	49-51
	350790-S7 Bolt (hex head)-9/16"-18 x 1-27/32"-upper arm to frame cross member	4	9M,OM,1M	49-51
	353031-AS7 Fitting (lubricator)-1/8" x 67-1/2°	4	9M,OM,1M	49-51
	34451-S Locknut (hex)-9/16"-18-upper arm to frame bolt	4	9M,OM,1M	49-51
	34807-S2 Lockwasher-3/8"	2	9M,OM,1M	49-51
8M 3047	Kit (front suspension upper inner shaft)-consists of the following (1) 8M-3056 Shaft (2) 8M-3062 Bushing (2) 8M-3076 Seal	2	9M,OM,1M	49-51
8A 3047	Kit (front suspension upper inner shaft)- consists of the following (1) 8A-3056-B Shaft (2) 8A-3062-B Bushing (2) 8M-3076 Seal	2	MA	52-53
8M 3048	Kit (front suspension lower inner shaft)-consists of the following (1) 8M-3057 Shaft (2) 8M-3063 Bushing (2) 8M-3074 Seal	2	9M,OM,1M	49-51
8A 3048	Kit (front suspension lower shaft)-consists of the following (1) 8A-3057 Shaft (2) 8A-3063-A Bushing (2) 8M-3074 Seal	2	MA	52-53

MERCURY

CHASSIS PARTS CATALOGUE

Front Suspension—Continued



1949-51

PL-732

FRONT SUSPENSION

Basic numbers only shown on illustration. Order by Part Numbers shown in list of parts.

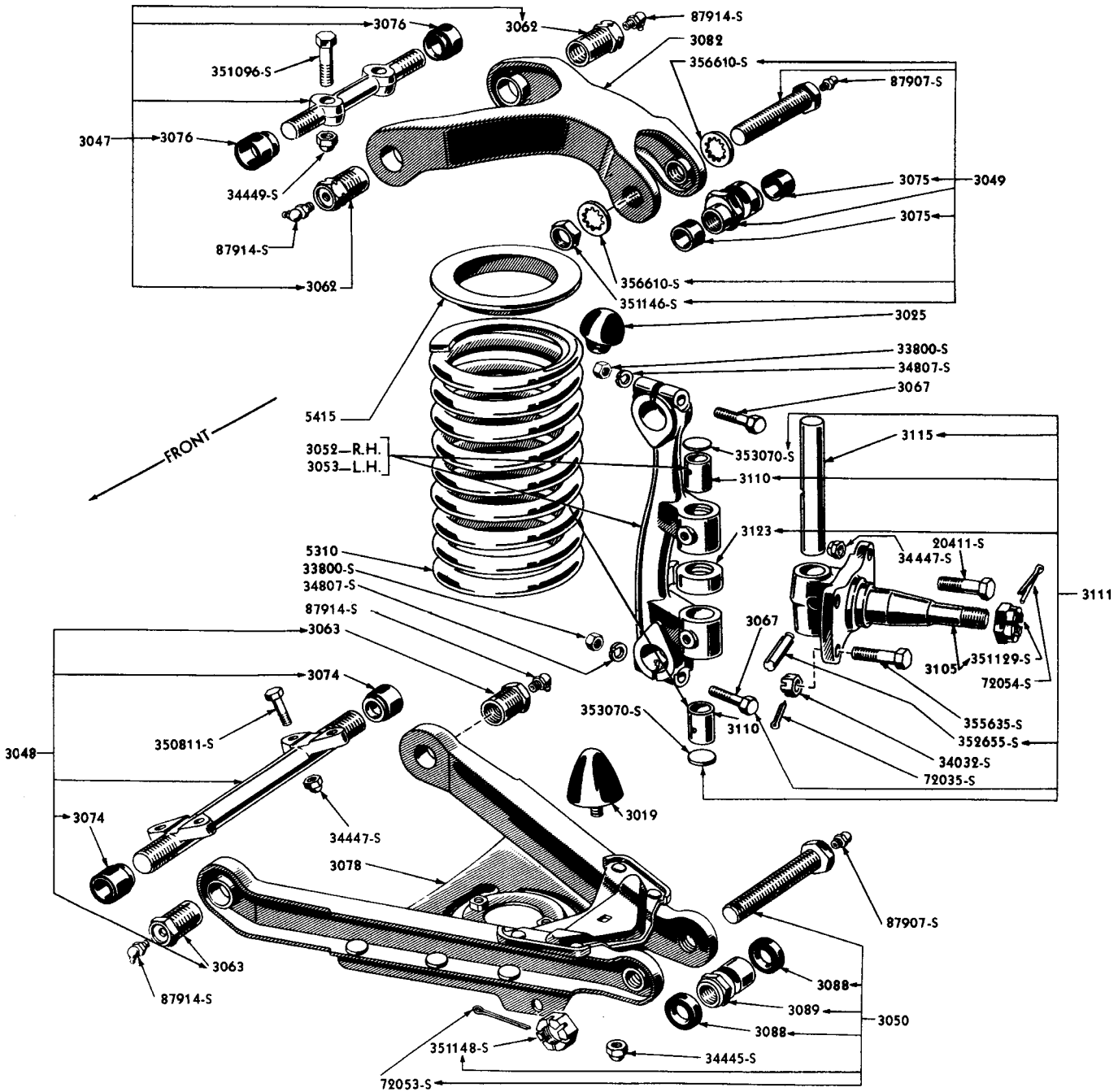
CHASSIS PARTS CATALOGUE

PART NUMBER	PART NAME	NO. REQ'D	MODEL	YEAR 19_____
Front Suspension—Continued				
8M 3049	Kit (front suspension upper arm to spindle support bolt)-consists of the following (1) 8M-3046 Bushing (1) 8M-3072 Bolt (2) 8M-3075 Seal (2) 34913-S Lockwasher (1) 351146-S7 Nut	2	9M,OM,1M	49-51
8A 3049	Kit (front suspension upper spindle support)-consists of the following (1) 8M-3046 Bushing (1) 8M-3072 Bolt (2) 8A-3075 Seal (2) 356610-S2 Lockwasher (1) 351146-S7 Nut	2	MA	52-53
	87907-S8 Fitting (lubricator)-1/4"-28 x 1/2"-straight	2	9M,OM,1M	49-51
	87914-S8 Fitting (lubricator)-1/8" x 67-1/2°	as reqd	9M,OM,1M,MA	49-53
	353047-AS7 Fitting (lubricator)-1/8"-28 x 1/2"-forward end	2	9M,OM,1M	49-51
8M 3050	Kit (front suspension lower arm to spindle support bolt)-consists of the following (1) 8M-3073 Bolt (2) 8M-3088 Seal (1) 8M-3089 Bushing (1) 351149-S7 Nut (2) 356586-S2 Lockwasher	2	9M,OM,1M	49-51
8A 3050	Kit (front suspension lower spindle support)-consists of the following (1) 8A-3073 Bolt (2) 8A-3088-B Seal (1) 8A-3089-B Bushing (1) 351148-S8 Nut (1) 72053-S Cotter Pin	2	MA	52-53
	87907-S8 Fitting (lubricator)-1/4"-28 x 1/2"-straight	2	9M,OM,1M	49-51
8M 3052	Support assy (spindle)-R.H.	1	9M,OM,1M	49-51
8A 3052-C	Support assy (spindle)-R.H.	1	MA	52-53
8M 3053	Support assy (spindle)-L.H.	1	9M,OM,1M	49-51
8A 3053-C	Support assy (spindle)-L.H.	1	MA	52-53
	8M-3067 Bolt (hex head)-3/8"-24 x 1-29/32"-spindle support clamping	2	9M,OM,1M	49-51
	8A-3067 Bolt (spec-rd-hd)-3/8"-24 x 2-3/16"-spindle support clamping	1	MA	52-53
	87907-S8 Fitting (lubricator)-1/4"-28 x 1/2"-straight	4	9M,OM,1M	49-51
	34807-S2 Lockwasher-3/8"-spindle support	4	9M,OM,1M,MA	49-53
	33799-S7 Nut (hex)-3/8"-16-spindle support-upper	2	9M,OM,1M	49-51
	33800-S8 Nut (hex)-3/8"-24-spindle support-upper & lower	4	MA	52-53
	74121-S Plug (expansion)-1-1/4"-spindle support-upper and lower	4	9M,OM,1M	49-51
	88351-S8 Stud-5/16"-18 & 5/16"-24 x 7/8"-stabilator to support	4	9M,OM,1M	49-51
	352755-S8 Stud-3/8"-16 & 3/8"-24 x 2-1/16" spindle-support-upper	2	9M,OM,1M	49-51

MERCURY

CHASSIS PARTS CATALOGUE

Front Suspension—Continued



1952-53

PM-533

FRONT SUSPENSION

Basic numbers only shown on illustration. Order by Part Numbers shown in list of parts.

CHASSIS PARTS CATALOGUE

PART NUMBER	PART NAME	NO. REQ'D	MODEL	YEAR 19__
Front Suspension—Continued				
GM 3062	Bushing assy (front suspension upper arm inner shaft)-1-7/16" long	4	GM,OM,1M	49-51
8A 3062-C	Bushing (front suspension upper arm inner shaft)-1-3/4" long	4	MA	52-53
GM 3063	Bushing assy (front suspension lower arm inner shaft)-1-11/16" long	4	GM,OM,1M	49-51
8A 3063-A1	Bushing assy (front suspension lower arm inner shaft)-1-13/16" long-optional with 8A-3063-A2	4	MA	52-53
8A 3063-A2	Bushing (front suspension lower arm inner shaft)-2-1/8" long-optional with 8A-3063-A1	4	MA	52-53
GM 3067	Bolt (spindle support clamping)-hex head-3/8"-24 x 1-29/32"	2	GM,OM,1M	49-51
8A 3067	Bolt (spindle support clamping)-special head-3/8"-24 x 2-3/16"	4	MA	52-53
	34913-S8 Lockwasher (internal tooth)-3/4"	4	GM,OM,1M	49-51
	356586-S2 Lockwasher (internal tooth)-7/8"	4	GM,OM,1M	49-51
	351146-S7 Nut (hex)-3/4"-11	2	GM,OM,1M	49-51
	351149-S7 Nut (hex)-7/8"-11	2	GM,OM,1M	49-51
GM 3074	Seal (front suspension lower arm shaft)-inner-1.230" O.D. x 1" long	4	GM,OM,1M,MA	49-53
GM 3075	Seal (front suspension upper arm bolt)-outer-1-1/8" O.D. x 9/16" long	4	GM,OM,1M	49-51
8A 3075	Seal (front suspension upper arm bolt)-outer-1-1/64" O.D. x 5/8" thick	4	MA	52-53
GM 3076	Seal (front suspension upper arm shaft)-inner-1-1/8" O.D. x 1-1/8" long	4	GM,OM,1M,MA	49-53
MA 3078-A	Arm assy (front suspension)-lower	2	MA	52-53
	350811-S7 Bolt (hex hd)-7/16"-20 x 1-3/8" -lower arm to frame cross-member	8	MA	52-53
	72053-S Cotter pin-1/8" x 1-1/4"-support assy to lower arm	2	MA	52-53
	34447-S2 Locknut (hex)-7/16"-20-lower arm to frame crossmember	8	MA	52-53
8A 3082	Arm assy (front suspension)-upper	2	MA	52-53
	351096-S8 Bolt (hex hd)-1/2"-20 x 1-3/4"-upper arm to frame	4	MA	52-53
	34449-S7 Locknut (hex hd)-1/2"-20-upper arm to frame	4	MA	52-53
GM 3088	Seal (front suspension lower arm bolt)-outer-1-9/64" O.D. x 9/16" long	1	GM,OM,1M	49-51
8A 3088-B	Seal (front suspension lower arm bolt)-outer-1-23/64" O.D. x 25/64" thick	4	MA	52-53
GM 3089	NS Bushing (spindle support)-lower-repl. by GM-3050 Kit	2	GM,OM,1M	49-51
8A 3089-B	Bushing (spindle support)-lower-2" long	2	MA	52-53
GM 3105	Spindle assy (front wheel)-includes nut-5-7/16" from flange face to end of spindle	2	GM,OM,1M	49-51
8A 3105-B	Spindle assy (front wheel)-includes nut-4-31/32" from flange face to end of spindle	2	MA	52-53
	72054-S Cotter pin-5/32" x 1-1/4"	2	GM,OM,1M,MA	49-53
	351129-S Nut (hex slotted)-7/8"-20	2	GM,OM,1M,MA	49-53
	352656-S8 Pin (grooved)-7/16" diameter x 1-3/4" long	2	GM,OM,1M	49-51

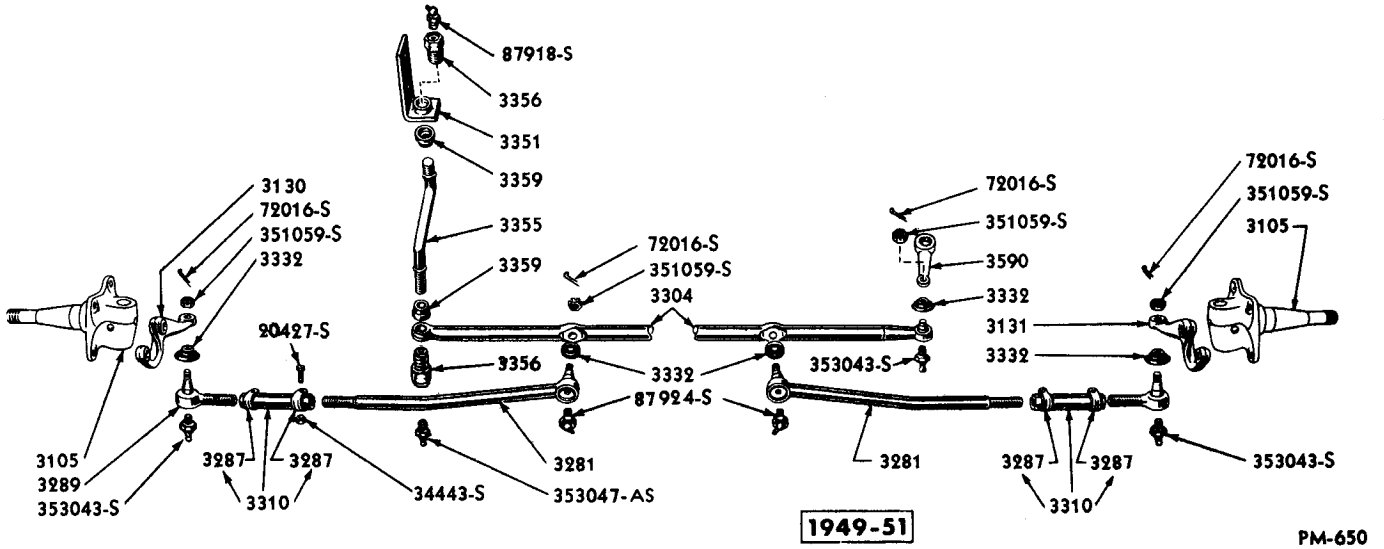
MERCURY

CHASSIS PARTS CATALOGUE

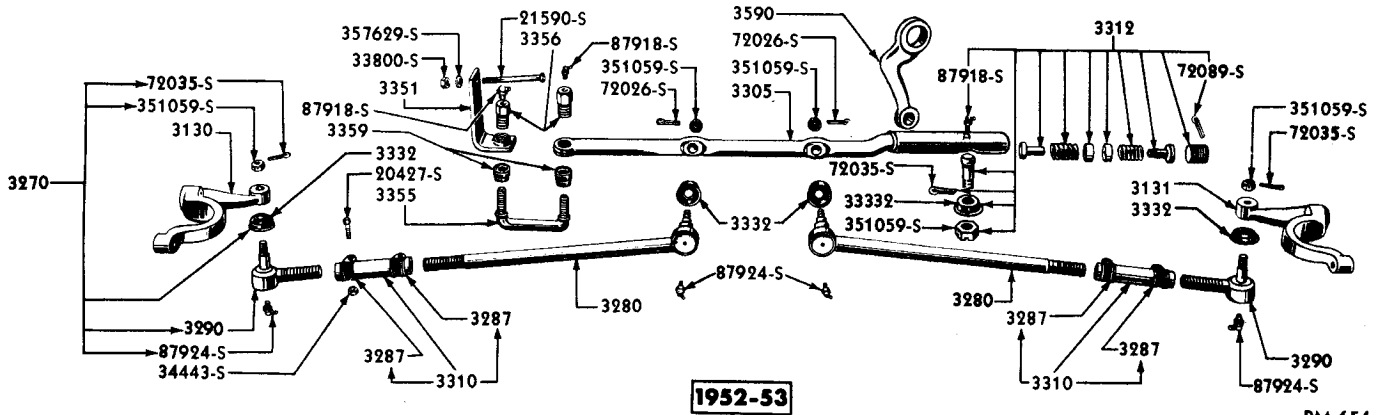
PART NUMBER	PLANT	PART NAME	NO. REQ'D	MODEL	YEAR
Front Suspension—Continued					
8M 3110	NS	Bushing (front wheel spindle pin)-repl. by 8M-3111 Kit	4	9M, OM, 1M	49-51
8A 3110-B		Bushing (spindle)-15/16" O.D. x 1-19/64" long	4	MA	52-53
8M 3111		Kit (spindle bolt & bushing)-consists of the following (4) 8M-3110 Bushing (2) 8M-3115 Pin (2) HB-3123-A Bearing (4) 74121-S Plug (2) 352656-S8 Pin	1	9M, OM, 1M	49-51
APA 3111		Kit (spindle bolt and bushing)-consists of the following (4) 8A-3110-B Bushing (2) 8A-3115 Bolt (2) B-3123-A Bearing (4) 353070-S Plug (2) 352658-S8 Pin	1	MA	52-53
8A 3115		Pin (front wheel spindle)-13/16" O.D. x 5-33/64" long	2	MA	52-53
		87907-S8 Fitting (lubricator)-1/4"-28-straight	4	MA	52-53
		352655-S8 Pin (groove)-7/16" x 1-7/16"	2	MA	52-53
		353092-S Plug (expansion)-1"	4	MA	52-53
HB 3123-A		Bearing assy (spindle bolt)	2	9M, OM, 1M	49-51
B 3123-A		Bearing assy (spindle bolt)-1-43/64" O.D. x 53/64" I.D. x 17/32" thick	2	MA	52-53
8M 3130		Arm (spindle steering)-R.H.-3-9/32" between center lines of spindle bolt holes	1	9M, OM, 1M	49-51
AB 3130-A		Arm (spindle steering)-R.H.-4" between center lines of spindle bolt holes	1	MA	52-53
8M 3131		Arm (spindle steering)-L.H.-3-9/32" between center lines of spindle bolt holes	1	9M, OM, 1M	49-51
AB 3131-A		Arm (spindle steering)-L.H.-4" between center lines of spindle bolt holes	1	MA	52-53
		8M-2056 Bolt (front brake housing)-lower rear-1/2"-20 x 3-1/8"-with pilot end	2	9M, OM, 1M	49-51
		20411-S7 Bolt (hex-hd)-7/16"-20 x 1-1/8"-to spindle-upper	4	MA	52-53
		355635-S7 Bolt (hex hd)-1/2"-20 x 2-1/4"-to spindle-lower front	2	MA	52-53
		355653-S8 Bolt (hex head)-1/2"-20 x 1-7/8"-lower front	2	9M, OM, 1M	49-51
		355692-S Bolt (hex head)-1/2"-20 x 1-1/8"-upper	4	9M, OM, 1M	49-51
		72035-S7-8 Cotter pin-1/8" x 1"-lower	4	9M, OM, 1M, MA	49-53
		34399-S8 Locknut (hex)-1/2"-20-upper	4	9M, OM, 1M	49-51
		34032-S7 Nut (castle)-1/2"-20-lower	4	9M, OM, 1M, MA	49-53
		34447-S2 Nut (self locking)-7/16"-20-to spindle-upper	4	MA	52-53

CHASSIS PARTS CATALOGUE

Steering Linkage



PM-650



PM-654

STEERING LINKAGE

Basic numbers only shown on illustration. Order by Part Numbers shown in list of parts.

PART NUMBER	QUANTITY	PART NAME	NO. REQ'D	MODEL	YEAR
8M 3270		Kit (steering spindle conn. rod end)-consists of the following	2	9M,OM,1M	49-51
		(1) 8M-3289 End assy	(1) 8M-3332 Seal		
		(1) 72061-S Pin	(1) 351059-S7 Nut		
		(1) 353043-AS7 Fitting			

MERCURY

CHASSIS PARTS CATALOGUE

PART NUMBER	QUANTITY	PART NAME	NO. REQ'D	MODEL	YEAR
MCK 3270-A		Kit (spindle connecting rod)-consists of the following (1) MA-3290-A End assy (1) 8M-3332 Seal (1) 72035-S7-8 Cotter pin(1) 351059-S Nut (1) 87924-S8 Fitting	2	MA	52-53
		72035-S7-8 Cotter pin-1/8" x 7/8"	2	MA	52-53
		87924-S8 Fitting (lubricator)-1/4"-28 x 1/2"-elbow type	2	MA	52-53
		353043-AS7 Fitting (lubricator)-1/4"-28 x 1/2"-straight	2	9M,OM,1M	49-51
		351059-S Nut (hex slotted)-1/2"-20	2	9M,OM,1M,MA	49-53
MA 3280-A		Rod and ball stud assy (steering spindle arm connecting)-approx. 12-11/16" long	2	MA	52-53
8M 3281		Rod & ball stud assy (tie)	2	9M,OM,1M	49-51
		72016-S8 Cotter pin-3/32" x 3/4"	2	9M,OM,1M	49-51
		72026-S Cotter pin-1/8" x 7/8"	2	MA	52-53
		353043-AS7 Fitting (lubricator)-1/4"-28 x 1/2"-straight	2	9M,OM,1M	49-51
		87924-S8 Fitting (lubricator)-1/4"-28 x 1/2"-elbow type	2	9M,OM,1M,MA	49-53
		351059-S Nut (hex slotted)-1/2"-20	2	9M,OM,1M,MA	49-53
48 3287		Clamp (spindle connecting rod)	4	9M,OM,1M,MA	49-53
8M 3289	NS	End assy (spindle conn. rod)-serviced in 8M-3270 Kit	2	9M,OM,1M	49-51
MA 3290-A	NS	End assy (spindle conn. rod)-serviced in MCK-3270-A Kit	2	MA	52-53
8M 3304		Connecting link & ball stud assy (steering)-I.H.D.-to idler arm and steering arm	1	9M,OM,1M	49-51
AB 3305-C		Rod (steering gear arm to idler arm)	1	MA	52-53
		72016-S8 Cotter pin-3/32" x 1"	1	9M,OM,1M	49-51
		72026-S Cotter pin-1/8" x 7/8"	1	MA	52-53
		87918-S8 Fitting (lubricator)-1/8"-27 x 90°	1	MA	52-53
		353043-AS7 Fitting (lubricator)-1/4"-28 x 1/2"-straight	1	9M,OM,1M	49-51
		351059-S Nut (hex slotted)-1/2"-20	1	9M,OM,1M,MA	49-53
11A 3310		Sleeve assy (drag link adjusting)	2	9M,OM,1M,MA	49-53
		20427-S8 Bolt (hex-hd)-5/16"-24 x 1-1/4"	4	9M,OM,1M,MA	49-53
		34443-S7-8 Locknut-5/16"-24	4	9M,OM,1M,MA	49-53

CHASSIS PARTS CATALOGUE

PART NUMBER	PART NAME	NO. REQ'D	MODEL	YEAR
Steering Linkage—Continued				
CPA 3312-B	Kit (drag link ball stud repair)-consists of the following (1) AB-3311-C Stud (2) AB-3320-A Seat (2) AB-3327-B Spring (1) AB-3328-B Plug (1) AB-33312-B Cover (2) AB-33327-A Bumper (1) AB-33332-B Seal (1) 72035-S7 Pin (1) 72089-S Pin (1) 87918-S8 Fitting (1) 351059-S Nut	1	MA	52-53
8M 3332	Seal (steering linkage ball stud)-Rubber	4 or 5	9M, OM, 1M, MA	49-53
	AB-33332-B Seal (stud spring loaded cross link)	1	MA	52-53
8M 3351	Support (steering idler arm to frame)	1	9M, OM	49-50
1M 3351	Bracket (steering idler arm mounting)-to frame	1	1M	51
8A 3351-C	Bracket (steering idler arm mounting)-to frame	1	MA	52-53
	21590-S8 Bolt (hex hd)-3/8"-24 x 4"	2	MA	52-53
	24391-S7 Bolt (hex head)-7/16"-20 x 1"	2	9M, OM, 1M	49-51
	34808-S8 Lockwasher-7/16"	2	9M, OM, 1M	49-51
	357629-S7 Lockwasher-3/8"	2	MA	52-53
	33800-S8 Nut (hex)-3/8"-24	2	MA	52-53
HAK 3352-A	Kit (steering idler arm)-consists of the following (1) 8M-3355 Arm (2) MA-3356-A Bushing (2) 8M-3359 Seal (1) 87918-S8 Fitting (1) 353047-AS7 Fitting	1	9M, OM, 1M	49-51
CPA 3352-A	Kit (steering idler arm)-consists of the following (1) AB-3355-A Arm (2) MA-3356-A Bushing (2) 8M-3359 Seal (2) 87918-S8 Fitting	1	MA	52-53
8M 3355	Arm (steering idler)	1	9M, OM, 1M	49-51
AB 3355-A	NS Arm (steering idler)-"U" type-serviced in CPA-3352-A Kit	1	MA	52-53
8M 3356	NS Bushing assy (steering idler arm)-1-3/4" overall length-replaced by MA-3356-A	2	9M, OM, 1M	49-51
MA 3356-A	NS Bushing assy (steering idler arm)-serviced in HAK & CPA-3352-A Kit	2	9M, OM, 1M, MA	49-53
	87918-S8 Fitting (lubricator)-1/8"-27 x 90°	2	9M, OM, 1M, MA	49-53
	353047-AS7 Fitting (lubricator)-1/8"-27 straight	1	9M, OM, 1M	49-51
8M 3359	Seal (steering idler arm)-Rubber	2	9M, OM, 1M, MA	49-53

MERCURY

CHASSIS PARTS CATALOGUE

PART NUMBER	PART NAME	NO. REQ'D	MODEL	YEAR
Steering Gear				
8M 3504	Gear assy (steering)-used with 8M-3524 shaft	1	9M,OM,1M	49-51
MA 3504-B	Gear assy (steering)-used with MA-3524 shaft	1	MA	52-53
	25019-S8 Bolt (hex-hd)-7/16"-14 x 3-3/4" -gear assy to frame	1 or 2	MA	52-53
	350781-S8 Bolt (hex head pointed)-7/16"- 20 x 4-1/4"-to frame	3	9M,OM,1M	49-51
	357593-S8 Bolt (hex-hd)-7/16"-14 x 4-5/8" -gear assy to frame	1	MA	52-53
	357625-S7 Lockwasher-7/16"-gear assy to frame	3	9M,OM,1M	49-51
	33802-S8 Nut (hex)-7/16"-20-to frame	3	9M,OM,1M	49-51
	44730-S8 Washer (flat)-7/16"-to frame	3	9M,OM,1M	49-51
B 3507	Clamp (steering column)-1-1/2" I.D.	1	9M,OM,1M	49-51
FAA 3507-B	Clamp (steering column)-1-3/8" I.D.	1	MA	52-53
	21502-S8 Bolt (hex-hd)-3/8"-24 x 2"	1	MA	52-53
	21492-S2 Bolt (hex-hd)-5/16"-24 x 1-7/8"	1	9M,OM,1M	49-51
	34806-S7 Lockwasher-5/16"	1	9M,OM,1M	49-51
	34807-S8 Lockwasher-3/8"	1	MA	52-53
	33798-S8 Nut (hex)-5/16"-24	1	9M,OM,1M	49-51
	33800-S8 Nut (hex)-3/8"-24	1	MA	52-53
**8H 3509-BE	Flange assy (steering column tube)-in Prime-includes (1) 21A-3517 Bearing and (1) 8L-7225-C Bearing	1	9M,OM,1M,MA	49-53
§1M 3509-BP	Flange assy (steering column tube)-in Prime	1	1M,MA	51-52
§1M 3509-CP	Flange & bearing assy (strg. column tube)-in Prime	1	MA	53
*8M 3511-AA	NS Flange (steering column tube)-Chrome Gray Metallic Finish-repl. by 8M-3511-AE	1	9M except 79	49
*8M 3511-AB	Flange (steering column tube)-Gazelle Tan Metallic Finish	1	9M79	49
*8M 3511-AE	Flange (steering column tube)-in Prime	1	9M	49
	*8M-3641-A Wedge (steering column tube flange) -7/8" long	2	9M	49
	**8M-3641-B Bolt (steering column tube flange) -1/4"-28	2	9M,OM	49-50
	8M-3641-B Bolt (steering column tube flange)	2	1M,MA	51-53
	34805-S8 Lockwasher (external tooth)-1/4"	2	9M,OM,1M,MA	49-53
	33921-S13 Nut (hex)-1/4"-28	2	9M,OM,1M,MA	49-53
8M 3513-A	Sealer (steering column opening weather)-Sponge Rubber	1	9M	49
8M 3513-B	Sealer (steering column opening weather)-Black Rubber-with beaded collar at upper opening	1	OM,1M	50-51
BC 3513-B	Seal (steering column opening)-Rubber	1	MA	52-53
	8M-7001654-A Retainer (steering column opening sealer)	2	9M	49
	8M-7001654-B Retainer (steering column opening sealer)	2	OM,1M	50-51
	42037-S8 Screw (hex-hd self tapping)- No. 10-12 x 1-1/4"	4	9M	49
	8M-7001698-A Plate (steering column to dash cover)-lower	1	9M	49
	8M-7001698-B Plate (steering column opening cover)-lower	1	OM,1M	50-51

** Use with steering gear with gear shift lever and insulator opening approximately 3-1/2" in length

* Use with steering gear with gear shift lever and insulator opening approximately 2-1/4" in length

§ Use with Merc.O-Matic transmission

CHASSIS PARTS CATALOGUE

PART NUMBER	QTY	PART NAME	NO. REQ'D	MODEL	YEAR 19__
Steering Gear—Continued					
8M-7001699-A		Plate (steering column to dash cover)-upper	1	9M	49
8M-7001699-B		Plate (steering column opening cover)-upper	1	OM,1M	50-51
	42014-88	Screw (hex head self tapping)-No. 10-12 x 5/8"	6	9M,OM,1M	49-51
8M-7012156-A		Weatherstrip (steering column dash cover plate)-Rubber	2	9M,OM,1M	49-51
	42021-87	Screw (hex head self tapping)-No. 10-12 x 3/4"	4	9M,OM,1M	49-51
*8M 3514-AA		Tube & retainer assy (steering column)-Chrome Gray Metallic Finish	1	9M except 79	49
*8M 3514-AB		Tube & retainer assy (steering column)-Gazelle Tan Metallic Finish	1	9M79	49
*8M 3514-AE		Tube and retainer assy (steering column)-in Prime	1	9M	49
**8M 3514-BE		Tube assy (steering column)-in Prime-16-7/8" from top of tube to lower end of wiring slot	1	9M	49
§§OM 3514-AP		Tube assy (steering column)-in Prime-19-7/8" from top of tube to lower end of wiring slot	1	OM,1M	50-51
§1M 3514-BP		Tube assy (steering column)-in Prime-41-11/16" overall length with 5/16" slot at top of tube	1	OM,1M	50-51
§1M 3514-CP		Tube assy (steering column)-in Prime-41-11/16" overall length with 19/32" tapered slot at top of tube	1	1M	51
§\$FAA 3514-CP		Tube assy (steering column)-15-7/8" from top of tube to lower end of wiring slot	1	MA	52-53
§FAA 3514-DP		Tube assy (steering column)-36-13/16" overall length	1	MA	52-53
21A 3517		Bearing assy (steering column)-upper-1.442"/1.445" O.D. with 22 round balls	1	9M,OM,1M,MA	49-53
8M 3518		Sleeve (steering column bearing)-upper-tapered-with 3/32" width slot	1	9M,OM,1M,MA	49-53
8M 3520		Spring (steering column bearing)-upper-25/32" I.D. x 29/32" overall free length	1	9M,OM,1M,MA	49-53
8M 3522-A		Plate (steering column tube flange cover)-.660" long-Chrome Gray Metallic Finish	1	9M except 79	49
8M 3522-B		Plate (steering column tube flange cover)-.660" long -Gazelle Tan Metallic Finish	1	9M79	49
8M 3522-C		Plate (steering column tube flange cover)-.660" long -in Prime	1	9M	49
OM 3522-AA	NS	Plate (steering column tube flange cover)-.690" long-replaced by OM-3522-AF	1	OM72A,1M72A	50-51
OM 3522-AP		Plate (steering column tube flange cover)-.690" long-in Prime	1	OM72A,1M72A,MA	50-53
	32948-S2	Screw (pan head self tapping)-No. 8-15 x 1"	1	9M,OM72A,1M,MA	49-53
	351169-S	Washer (countersunk)-13/64" I.D. x 9/16" O.D.	1	9M,OM72A,1M,MA	49-53

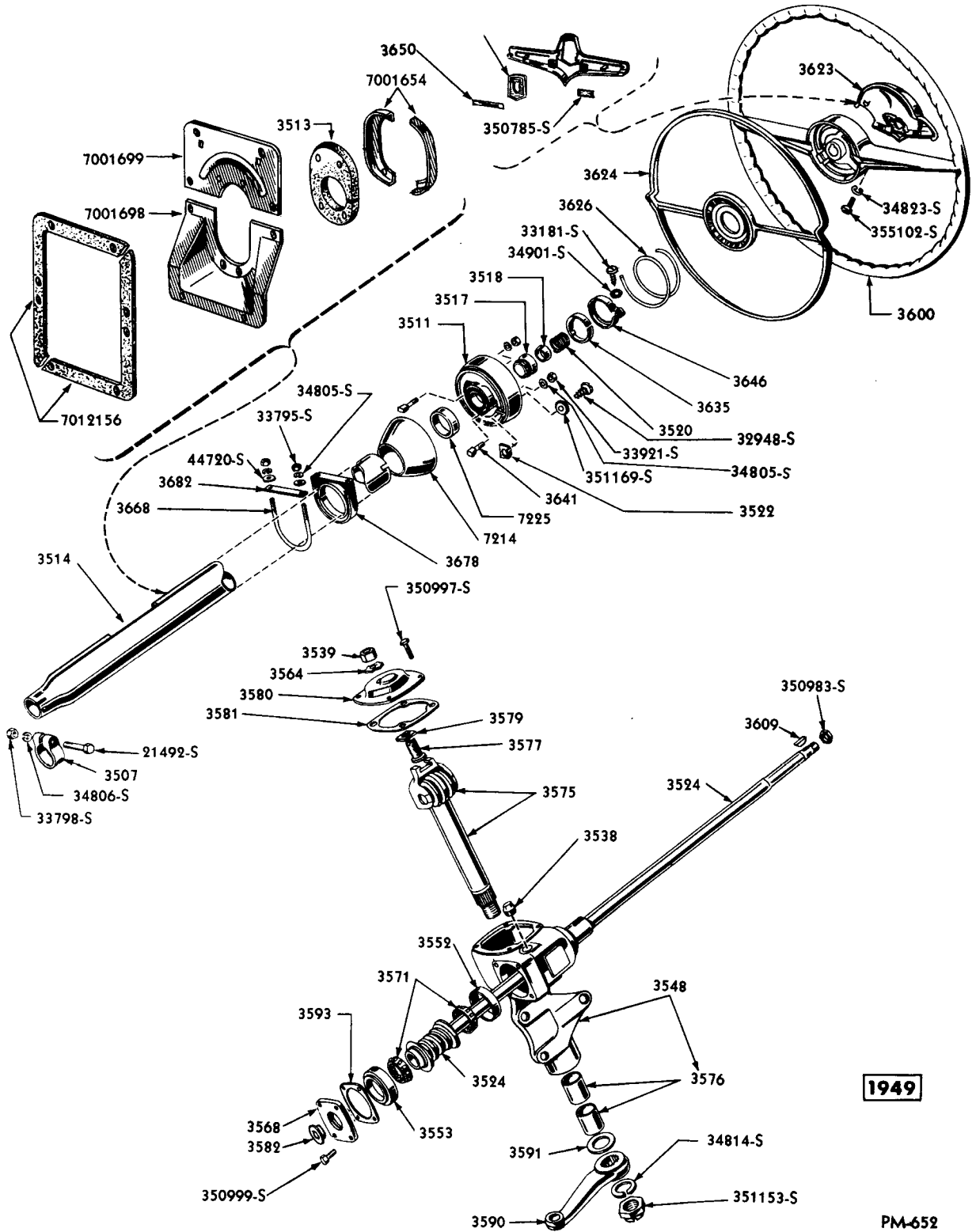
* Use with steering gear with gear shift lever and insulator opening approximately 2-1/4" in length

** Use with steering gear with gear shift lever and insulator opening approximately 3-15/32" in length

§ Use with steering gear shift lever & insulator opening approximately 2-1/2" in length-with Merc.O.Matic transmission

§§ Use with steering gear shift lever and insulator opening approximately 3-15/32" in length-without Merc.O.Matic transmission

Steering Gear—Continued



1949

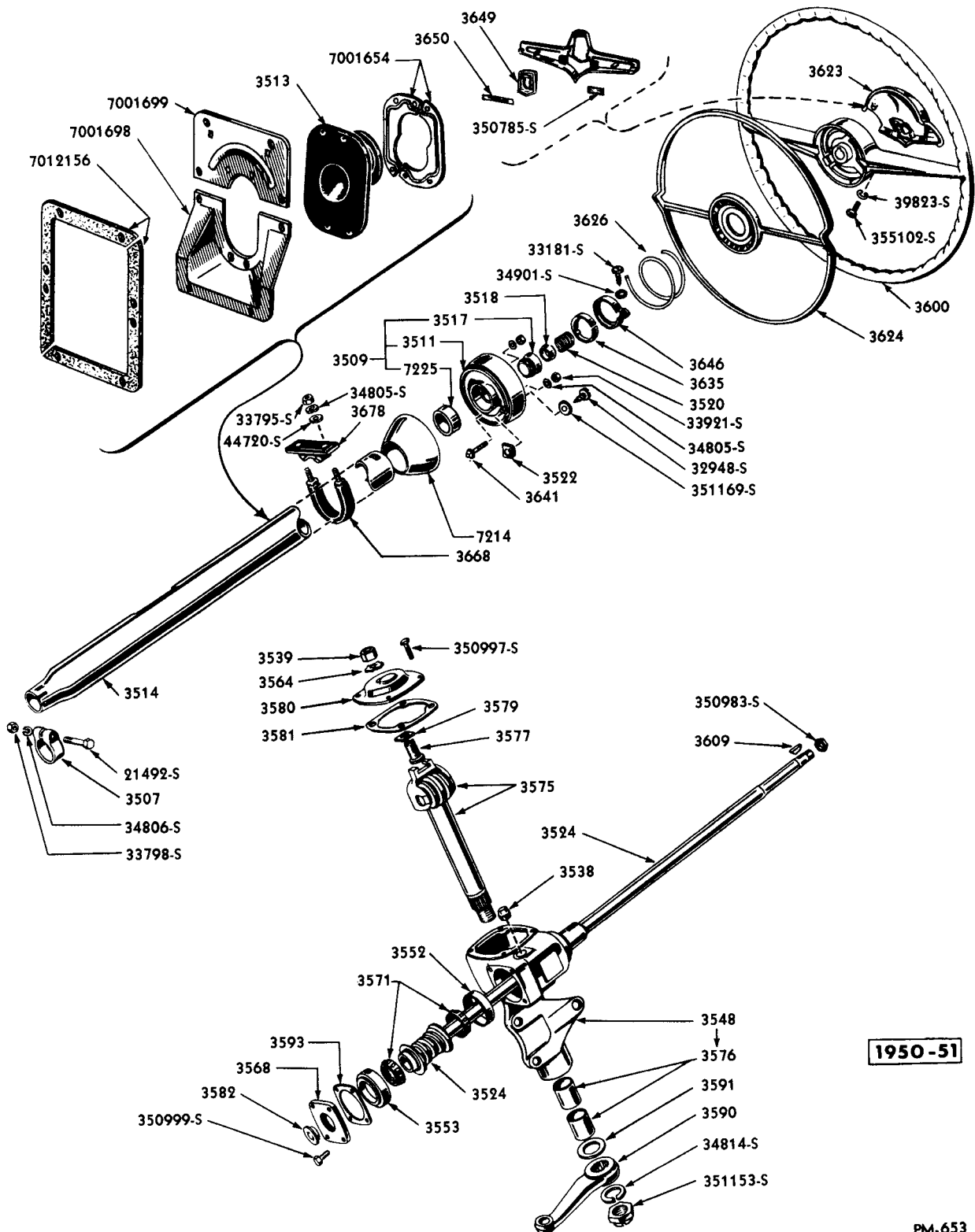
PM-652

STEERING GEAR ASSEMBLY, WITH 2¼" GEAR SHIFT LEVER OPENING, AND RELATED PARTS

Basic numbers only shown on illustration. Order by Part Numbers shown in list of parts.

CHASSIS PARTS CATALOGUE

Steering Gear—Continued



1950-51

PM-653

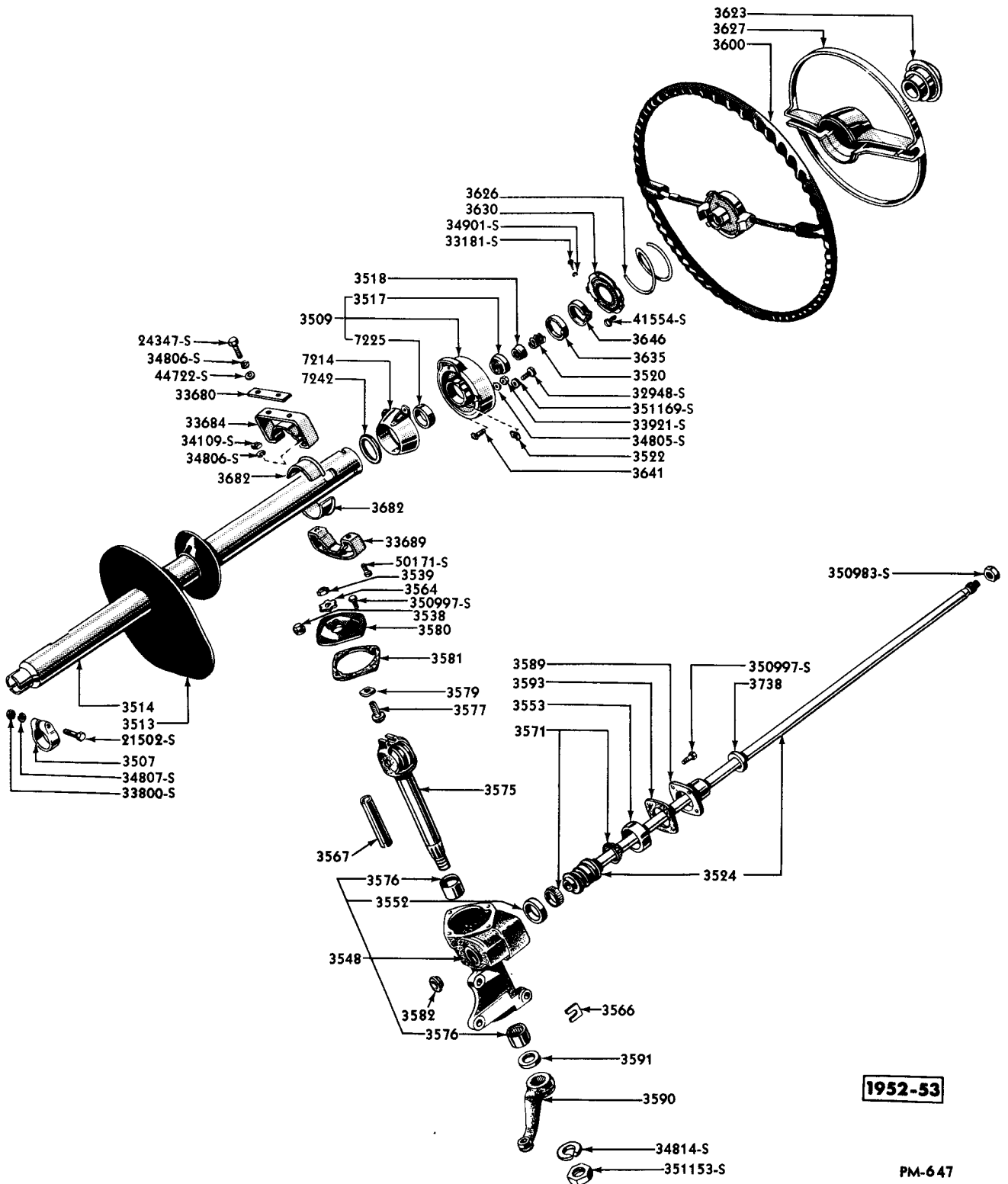
STEERING GEAR ASSEMBLY, WITH 3 1/2" GEAR SHIFT LEVER OPENING, AND RELATED PARTS

Basic numbers only shown on illustration. Order by Part Numbers shown in list of parts.

MERCURY

CHASSIS PARTS CATALOGUE

Steering Gear—Continued



1952-53

PM-647

STEERING GEAR ASSEMBLY AND RELATED PARTS

Basic numbers only shown on illustration. Order by Part Numbers shown in list of parts.

CHASSIS PARTS CATALOGUE

PART NUMBER	MPFC	PART NAME	NO. REQ'D	MODEL	YEAR
Steering Gear—Continued					
8M 3524		Shaft and worm assy (steering column)-47-5/8" long	1	9M,OM,1M	49-51
MA 3524-A		Shaft and worm assy (steering column)-43-1/64" long	1	MA	52-53
		350983-S Nut (hex)-5/8"-18	1	9M,OM,1M,MA	49-53
B 3538		Plug (hex hd)-3/4"-20 x 3/4"-steering gear oil filler	1	9M,OM,1M,MA	49-53
78 3539-A		Locknut assy (steering thrust screw)-1/2"-20 tapped hole x 3/4" hex	1	9M,OM,1M,MA	49-53
8M 3548		Housing and bushing assy (steering gear)	1	9M,OM,1M	49-51
MA 3548-A		Housing assy (steering gear)	1	MA	52-53
B 3552		Cup (steering gear worm bearing)-upper-3/8" wide x 1-3/4" O.D.	1	9M,OM,1M,MA	49-53
8A 3553		Cup (steering gear worm bearing)-lower-3/4" wide x 1-15/16" O.D.	1	9M,OM,1M,MA	49-53
78 3564		Washer (steering thrust screw lock)-6 pointed with lettering "This Side Up"	1	9M,OM,1M,MA	49-53
MA 3566-A		Spacer (steering gear housing to frame)-.030 thick	as reqd	MA	52-53
MA 3566-B		Spacer (steering gear housing to frame)-.010 thick	as reqd	MA	52-53
AB 3567-A		Spacer (steering sector shaft bearing)-3-21/64" long	1	MA	52-53
8M 3568		Plate (steering gear housing end)-flat	1	9M,OM,1M	49-51
		350999-S Screw (special hex-hd)-5/16"-18 x 3/4"-cover plate to steering gear housing	4	9M,OM,1M	49-51
68 3571-A		Roller assy (steering gear worm bearing)	2	9M,OM,1M,MA	49-53
8M 3575-B		Shaft assy (steering gear sector)-9-3/16" from lip to end of shaft	1	9M,OM,1M	49-51
AB 3575-B		Shaft assy (steering gear sector)-8-1/16" from lip to end of shaft	1	MA	52-53
TRT 3576-A		Bushing (steering worm sector)-1-5/16" O.D. x 1-5/16" overall length	2	9M,OM,1M	49-51
68 3576		Bearing (steering worm sector)-1-3/8" O.D. x 1-1/8" I.D.	2	MA	52-53
78 3577		Screw (steering sector shaft thrust)-1/2"-20 x 1-1/4" overall length	1	9M,OM,1M,MA	49-53
TRT 3579		Washer (steering sector shaft thrust)-7/8" square x 33/64" hole x 53/64" thick	1	9M,OM,1M,MA	49-53
8M 3580-B		Cover (steering gear housing)-has (1) 1/2"-20 hole	1	9M,OM,1M	49-51
AB 3580-A		Cover (steering gear housing)-has (1) 3/4"-20 hole & (1) 1/2"-20 hole	1	MA	52-53
		350997-S Screw (special hex head)-5/16"-18 x 9/16"	4	9M,OM,1M,MA	49-53
8M 3581		Gasket (steering gear housing cover)	1	9M,OM,1M	49-51
AB 3581-A		Gasket (steering gear housing cover)	1	MA	52-53
8M 3582		Plug (steering gear worm cover)	1	9M,OM,1M,MA	49-53
8A 3589		Cap (steering gear housing)-upper	1	MA	52-53
		350997-S Screw (hex-hd-5/16"-18 x 9/16"-steering housing upper to steering gear	4	MA	52-53
8M 3590		Arm (steering gear)-straight	1	9M,OM,1M	49-51
MA 3590-A		Arm (steering gear)-curved	1	MA	52-53
		34814-S Lockwasher-7/8"	1	9M,OM,1M,MA	49-53
		351153-S Nut (hex slotted)-7/8"-14	1	9M,OM,1M,MA	49-53

CHASSIS PARTS CATALOGUE

PART NUMBER	QTY	PART NAME	NO. REQ'D	MODEL	YEAR
Steering Gear—Continued					
8M 3591		Seal assy (steering gear housing oil)-1-15/64" I.D. x 1-45/64" O.D. steel washer bonded to Synthetic Rubber	1	9M, OM, 1M	49-51
8A 3591-A		Seal assy (steering gear housing)-oil	1	MA	52-53
B 3593-A		Gasket (steering gear housing cap)-upper-.002"-.003" thick	as reqd	9M, OM, 1M, MA	49-53
B 3593-C		Gasket (steering gear housing cap)-upper-.010"-.012" thick	as reqd	9M, OM, 1M, MA	49-53
8M 3599-B	NS	Wheel & horn ring assy (steering wheel)-special equipment-serviced in 8M-18373 Kit	1	9M	49
OM 3599-B	NS	Wheel & horn ring assy (steering wheel)-special equipment-serviced in OM-18373-A Kit	1	OM	50
OM 3599-C	NS	Wheel & horn ring assy (steering wheel)-special equipment-serviced in OM-18373-B Kit	1	OM	50
8M 3600-A	NS	Wheel assy (steering)-Standard-Light Gray-replaced by 1M-3600-A, 1M-3623-A, & 1M-3656-A	1	9M	49
8M 3600-B	NS	Wheel assy (steering)-special equipment-replaced by 8M-18373	1	9M	49
OM 3600-A	NS	Wheel assy (steering)-Standard-Black-replaced by 1M-3600-A, 1M-3623-A & 1M-3656-A	1	OM	50
OM 3600-B	NS	Wheel assy (steering)-Oyster White-special equipment -order OM-18373-A	1	OM	50
OM 3600-C	NS	Wheel assy (steering)-Dark Gray Metallic-special equipment-order OM-18373-B	1	OM	50
OM 3600-D		Wheel assy (steering)-Black rim and Chrome spoke inserts	1	OM72C	50
1M 3600-A		Wheel assy (steering)-Standard-Black	1	1M	51
1M 3600-B		Wheel assy (steering)-Turquoise	1	1M72C	51
1M 3600-C		Wheel assy (steering)-Brewster Green	1	1M72C	51
FAA 3600-AA		Wheel assy (steering)-Standard-Black	1	MA	52-53
FAA 3600-C		Wheel assy (steering)-Platinum Metallic-3 spokes	1	MA	52-53
		FAB-33671-A Plate (horn blowing ring shock pad retainer)-3-15/64" O.D. x 1-3/16" I.D.-special equipment	1	MA	52-53
		OM-18373-A Kit (steering wheel and horn ring)-Oyster White-special equipment	1	9M, OM, 1M	49-51
		OM-18373-B Kit (steering wheel and horn ring)-Dark Gray Metallic-special equipment	1	9M, OM, 1M	49-51
		FAB-18373-C Kit (steering wheel and horn ring)-Platinum Metallic-spec. equipment	1	MA	52-53
		7CM-3661 Spring (steering wheel emblem)	2	9M, OM, 1M	49-51
		37643-S7 Screw (fillister head)-No. 6-32 x 7/16"	2	9M, OM, 1M	49-51
B 3609		Key (woodruff)-wheel to steering gear tube	1	9M, OM, 1M	49-51
OM 3623-B		Cap and emblem assy (steering wheel)-Bright Red Metallic Finish around head-special equipment	1	OM, 1M	50-51
OM 3623-C		Cap & emblem assy (steering wheel)-Gray Metallic Finish around head-special equipment	1	OM, 1M	50-51
OM 3623-AP		Cap and emblem assy (steering wheel)-in Prime	1	9M, OM	49-50
		350785-AS Nut (spring)-7/64"	2	9M	49
		45031-S Nut (spring)-3/32"	2	9M, OM	49-50
OM 3623-D		Cap and emblem assy (steering wheel)-Chrome head	1	OM72C	50
1M 3623-A		Cap & spring assy (steering wheel)-Chrome head	1	1M	51

CHASSIS PARTS CATALOGUE

PART NUMBER	W.D.P.T.C.	PART NAME	NO. REQ'D	MODEL	YEAR 19__
Steering Gear—Continued					
1M 3623-B		Cap & emblem assy (steering wheel)-Chrome head with gold plate retainer	1	1M72C	51
FAA 3623-C		Cap & emblem assy (steering wheel)-Chrome head covered with dome shaped lens	1	MA	52
FAA 3623-D		Cap & emblem assy (steering wheel)-special equipment -Chrome head covered with flat shaped lens	1	MA	52-53
FAC 3623-A		Cap assy (steering wheel hub)-flat shaped lens	1	MA	53
		34823-S2 Lockwasher-No. 10	2	GM, OM	49-50
		355102-S7 Screw (fillister head)-No. 10-32 x 3/4"-cap & emblem to wheel	2	GM, OM	49-50
8M 3624-A	NS	Ring (horn)-Standard-straight spokes-replaced by OM-3624-A	1	GM	49
8M 3624-B		Ring (horn)-special equipment-offset spokes	1	GM, OM, 1M	49-51
OM 3624-A		Ring (horn)-Standard-straight spokes	1	GM, OM, 1M	49-51
OM 3624-B	NS	Ring (horn)-special-equipment-offset spokes-replaced by 8M-3624-B	1	OM	50
FAA 3624-D		Ring (horn)-special equipment-3 spokes	1	MA	52-53
8M 3626-A		Spring (horn ring)-.120" wire size-used as standard and special equipment	1	GM, OM, 1M, MA	49-53
8M 3626-B		Spring (horn ring)-.127" wire size-used as standard and special equipment	1	GM	49
FAB 3626-C		Spring (horn ring)-special equipment-.135" wire size	1	MA	52
FAB 3626-D		Spring (horn blowing ring)-special equipment-.125" wire size	1	MA	52-53
FAC 3627-E		Ring (horn)-Chrome-standard	1	MA	52-53
FAA 3630-A		Plate (horn ring contact)-3-21/64" O.D. x 9/64" thick	1	MA	52-53
FAA 3630-B		Plate (horn ring contact)-special equipment-3-15/64" O.D. x 13/32" thick	1	MA	52-53
		41541-S8 Screw (pan hd)-No. 8-32 x 1/4"-plate to horn ring	3	MA	52-53
		41554-S7 Screw (pan hd)-No. 8-32 x 3/8"-plate to horn ring	3	MA	52-53
8M 3635		Insulator (horn wire terminal)-Fibre	1	GM, OM, 1M, MA	49-53
*8M 3641-A		Wedge (strg. column tube flange)-tapered wedge type	2	GM	49
**8M 3641-B		Bolt (steering column tube flange)-7/32" dia. x 3/4" long-hook type	1 or 2	GM, OM, 1M, MA	49-53
		34805-S8 Lockwasher-1/4"	2	GM, OM, 1M, MA	49-53
		33921-S13 Nut (hex)-1/4"-28-to attach flange bolt to steering column tube	2	GM, OM, 1M, MA	49-53
8M 3646		Support (horn button wire contact)	1	GM, OM, 1M, MA	49-53
		34901-S7 Lockwasher (internal tooth)-No. 6	1	GM, OM, 1M, MA	49-53
		33181-S7 Screw (pan hd self tap.)-No. 6-20 x 1/2"	1	GM, OM, 1M, MA	49-53
8M 3649-A		Emblem (steering wheel cap)-Standard-Bright Silver	1	GM	49
OM 3649-A		Emblem (steering wheel cap)-Standard-Chrome	1	OM	50
8M 3650		Retainer (steering wheel emblem)-43/64" Long	1	GM, OM	49-50
1M 3650-A		Retainer (steering wheel hub trim ring)-3-33/64" O.D. x 2-13/64" I.D.	1	1M	51

* Use in steering gear assy with gear shift lever and insulator opening approximately 2-1/4" in length

** Use in steering gear assy with gear shift lever and insulator opening approximately 3-1/2" in length

MERCURY

CHASSIS PARTS CATALOGUE

PART NUMBER	UNPAID	PART NAME	NO. REQ'D	MODEL	YEAR 19__
Steering Gear—Continued					
1M 3656-A		Ring (steering wheel hub trim)-3-9/64" O.D. x 1-29/32" I.D. x 9/32" thick	1	1M	51
1M 3657-A		Retainer (steering wheel hub cap)-spring steel-"U" shaped with 13/64" diameter hole	1	1M	51
FAA 3657-A		Retainer (steering wheel hub cap)-with 11/64" dia. hole	2	MA	52-53
GM 3658		Brace (steering column bracket to windshield opening reinforcement)	1	GM	49
7CM 3661		Spring (steering wheel emblem)-1/2" wide x 11/16" long x 19/32" high-use with 8M-18373, GM-18373-A,B	2	GM,OM,1M	49-51
1M 3665-A		Insulator (steering wheel hub trim ring)-3-1/8" O.D. x 1-31/32" I.D. x 1/8" thick	1	1M	51
GM 3668		Bolt (steering column brkt. "U")-1/4"-20-w/o Rubber insulation	1	GM	49
1M 3668-A		Bolt (steering column brkt. "U")-1/4"-20-with Platinum Rubber insulation	1	1M79	51
1M 3668-B		Bolt (steering column brkt. "U")-1/4"-20-with Black Rubber insulation	1	GM,OM,1M	49-51
		FAA-33689-BP Clamp (steering column bracket)-lower-less insulator FAA-3682-B	1	MA	52-53
		50171-S8 Screw (fillister hd)-5/16"-24 x 3/4"	2	MA	52-53
		34805-S8 Lockwasher-1/4"	2	GM,OM,1M	49-51
		34806-S7 Lockwasher-5/16"	2	MA	52-53
		33795-S7 Nut (hex)-1/4"-20	2	GM,OM,1M	49-51
		34109-S7 Nut (square)-5/16"-24	2	MA	52-53
		44720-S8 Washer (flat)-1/4"	2	GM,OM,1M	49-51
		FAA-33684-CP Bracket & tapping plate assy (steering column)-upper-less FAA-3682-B	1	MA	52-53
		24347-S8 Bolt (hex-hd)-5/16"-24 x 3/4"-brkt. to brake pedal support	2	MA	52-53
		34806-S7 Lockwasher-5/16"	2	MA	52-53
		44722-S8 Washer (flat)-5/16"	2	MA	52-53
		FAA-33680-A Anti-squeak (steering column saddle)-Fibre-3-1/4" long x 1" wide	1	MA	52-53
GM 3678-AA		Bracket (steering column)-Chrome Gray metal finish	1	GM except 79	49
GM 3678-AB		Bracket (strg. column)-Gazelle Tan Metallic finish	1	GM79	49
GM 3678-AE		Bracket (steering column)-in Prime	1	GM	49
OL 3678		Saddle assy (steering column "U" bolt)	1	GM,1M	50-51
		OL-33690 Anti squeak (steering column saddle)-Fibre	1	GM,1M	50-51
GM 3682		Shim (steering column bracket)-Paper	1	GM	49
OL 3682	NS	Insulator (steering column saddle)-make locally-45/64" wide x 7/8" long x 1/8" thick	1	OM,1M	50-51
FAA 3682-B		Insulator (steering column brkt.)-Rubber-used with FAA-33684-AP & FAA-33689-BP	2	MA	52-53
8H 3685		Key (ignition and door lock)-1-25/32" o/all length	2	GM,OM,1M	49-51
BC 3685-A		Key (ignition & door lock)-blank-2-1/2" o/all length	2	MA	52-53
		8H-11582-B Cylinder & keys (ign. switch lock)	1	GM,OM,1M	49-51
		8H-18306 Key (glove compartment, rear deck & spare wheel & tire lock)	2	GM,OM,1M	49-51

CHASSIS PARTS CATALOGUE

PART NUMBER	QUANTITY	PART NAME	NO. REQ'D	MODEL	YEAR 19__
Steering Gear—Continued					
8H 3687-A	NS	Lock set assy (primary)-consists of ignition lock cyl. with keys & door lock cyl. & sleeve replaced by OH-3687-A	1	OM79	49
8L 3687-A		Lock set assy (primary)-consists of ignition lock cyl. with keys & door lock cyl. & sleeve	1	OM except 79	49
OH 3687-A		Lock set assy (primary)-consists of ignition lock cyl. with keys & door lock cyl. & sleeve	1	OM79,OM79	49-50
OH 3687-B		Lock set assy (primary)-consists of ignition lock cyl. with keys & door lock cyl. & sleeve-replaced by OM-3687-E	1	OM79,1M79	50-51
OM 3687-A		Lock set assy (primary)-consists of ignition lock cyl. with keys & door lock cyl. & sleeve	1	OM except 79,OM72-74	49-50
OM 3687-B		Lock set assy (primary)-consists of ignition lock cyl. with keys & door lock cyl. & sleeve	1	OM76	50
OM 3687-C		Lock set assy (primary)-consists of ignition lock cyl. with keys & door lock cyl. & sleeve	1	OM72-74,1M72-74	50-51
OM 3687-D		Lock set assy (primary)-consists of ignition lock cyl. with keys & door lock cyl. & sleeve	1	OM76,1M76	50-51
OM 3687-E		Lock set assy (primary & secondary)-consists of ignition lock cyl. with keys, door lock cyl. & sleeve, glove compt. lock, spare wheel lock cyl. and rear door lock	1	1M79	51
		355114-S7 Screw (headless set)-No. 10-32 x 1/2"	2	OM,OM,1M	49-51
BC 3687-B		Lock set (primary)-consists of ignition lock cyl. with keys & door lock cylinder	1	MA except 79	52-53
BC 3687-C		Lock set (primary & secondary)-consists of ignition lock cyl. with keys, door lock cyl., glove compt. lock, rear lift gate lock & door lever assy	1	MA79	52-53
OM 3689-A		Lock set assy (secondary)-consists of glove compt. lock assy with keys and rear deck lock cylinder	1	OM except 79	49
OM 3689-B		Lock set assy (secondary)-consists of glove compt. lock assy with keys, spare wheel lock cylinder and rear door lock	1	OM79	49
OM 3689-B		Lock set assy (secondary)-consists of glove compt. lock with keys, spare wheel lock cylinder and rear door lock	1	OM79	50
OM 3689-C		Lock set assy (secondary)-consists of glove compt. latch and rear deck lock cylinder with keys	1	OM72A	50
OM 3689-D		Lock set assy (secondary)-consists of glove compt. lock assy with keys and rear deck lock cylinder	1	OM72B-74-76	50
OM 3689-E		Lock set assy (secondary)-consists of glove compt. lock with keys, spare wheel lock cyl. and rear door lock	1	OM79,1M79	50-51
1M 3689-A		Lock set assy (secondary)-consists of glove compt. latch & rear deck lock cyl. with keys	1	1M72A	51
1M 3689-B		Lock set assy (secondary)-consists of glove compt. lock assy with keys & rear deck lock cylinder	1	1M72B-74-76	51
BC 3689-B		Lock set (secondary)-consists of glove compt. lock assy with keys & rear deck lock cylinder	1	MA except 79	52-53

MERCURY

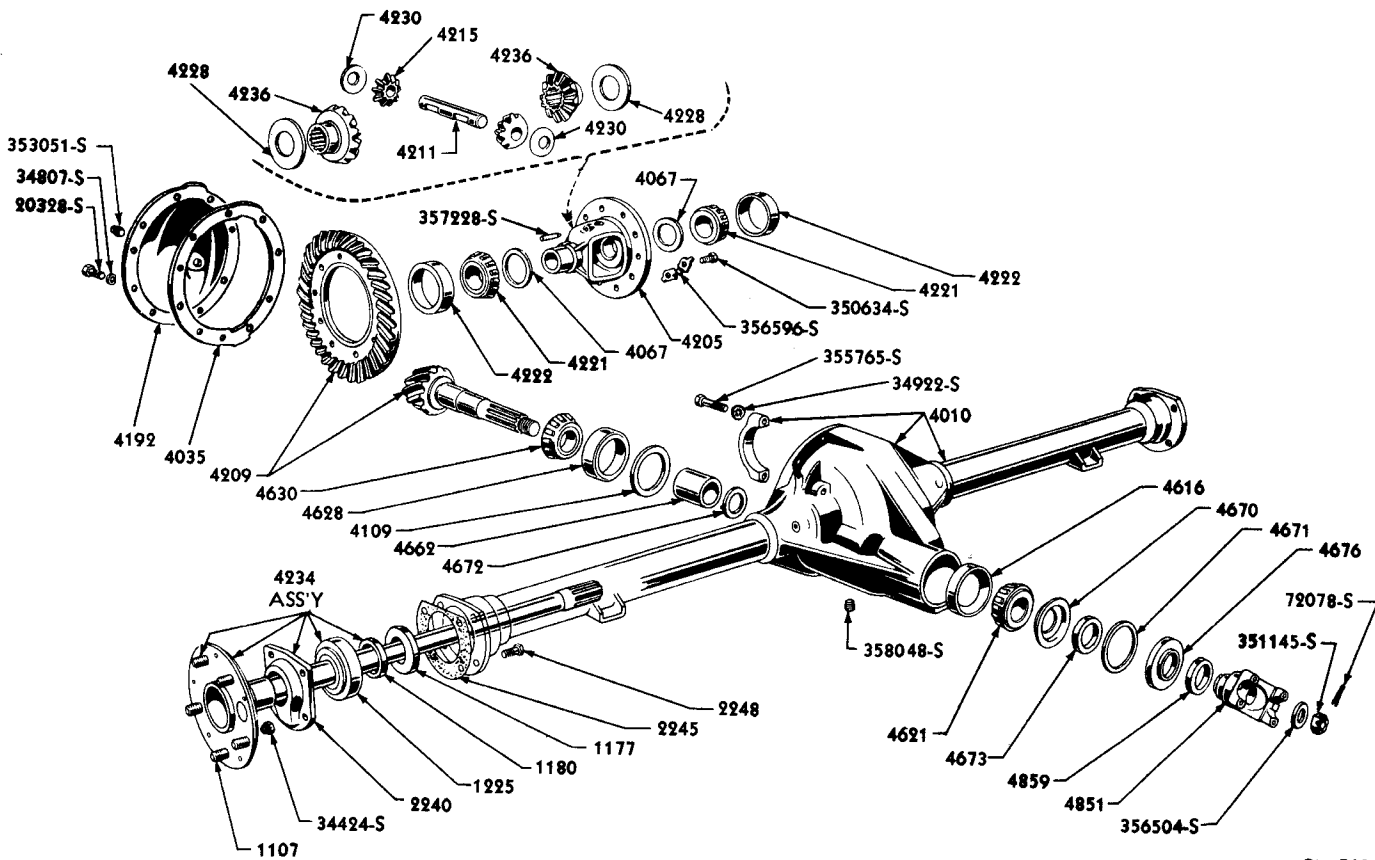
CHASSIS PARTS CATALOGUE

PART NUMBER	CLASS	PART NAME	NO. REQ'D	MODEL	YEAR 19__
-------------	-------	-----------	-----------	-------	--------------

Steering Gear—Continued

21A 3738-A		Seal (steering gear)-Felt	1	MA	52-53
8A 3764		Bracket assy (ignition switch light)	1	9M	49
OM 3764		Bracket (ignition switch light)	1	OM,1M	50-51
FAA 3764-C		Bracket assy (ignition switch lamp)	1	MA	52-53
		41281-S8 Screw (fillister head self tapping)-No. 8-32 x 1/4"-bracket to instr. and control housing	1	OM,1M	50-51

Rear Axle



PM.563

REAR AXLE WITH 5 $\frac{5}{8}$ " DIAMETER RING GEAR BOLT CIRCLE

Basic numbers only shown on illustration. Order by Part Numbers shown in list of parts.

CHASSIS PARTS CATALOGUE

PART NUMBER	PART NAME	NO. REQ'D	MODEL	YEAR
*GM 4006-A	Axle assy (rear)-less brakes & axle shafts-3.91 to 1 -with 5-5/8" diameter ring gear bolt circle	1	GM, OM, except 79	49-50
*GM 4006-B	Axle assy (rear)-less brakes & axle shafts-4.27 to 1 -with 5-5/8" diameter ring gear bolt circle	1	GM, OM	49-50
*GM 4006-C	Axle assy (rear)-less brakes & axle shafts-4.55 to 1 -with 5-5/8" diameter ring gear bolt circle	1	GM79, OM79	49-50
*CM 4006	Axle assy (rear)-less brakes & axle shafts-3.92 to 1 -with 5-5/8" diameter ring gear bolt circle	1	GM, OM, except 79	49-50
§§1M 4006-A	Axle assy (rear)-less brakes & axle shafts-3.91 to 1 -with 6-5/8" diameter ring gear bolt circle- (overdrive in flat country)	1	OM, 1M, except 79	50-51
§§1M 4006-B	Axle assy (rear)-less brakes & axle shafts-4.27 to 1 -with 6-5/8" diameter ring gear bolt circle- (overdrive in mountainous country-models 72, 74 & 76)	1	OM79, 1M79	50-51
§§1M 4006-C	Axle assy (rear)-less brakes & axle shafts-4.55 to 1 -used with overdrive-with 6-5/8" diameter ring gear bolt circle	1	OM79, 1M79	50-51
§1M 4006-D	Axle assy (rear)-less brakes & axle shafts-3.31 to 1 -with 6-5/8" diameter ring gear bolt circle	1	OM, 1M, except 79	50-51
§1M 4006-E	Axle assy (rear)-less brakes & axle shafts-3.54 to 1 -with 6-5/8" diameter ring gear bolt circle	1	OM79, 1M79	50-51
§§1M 4006-F	Axle assy (rear)-less brakes & axle shafts-3.91 to 1-with 6-5/8" dia. ring gear bolt circle-(O/Drive in flat country)-same as 1M-4006-A except for 1M-44007-B	1	1M except 79	51
§§1M 4006-G	Axle assy (rear)-less brakes & axle shafts-4.27 to 1-with 6-5/8" dia. ring gear bolt circle-(O/Drive in mountainous country-models 72, 74 & 76)-same as 1M-4006-B except for 1M-44007-B	1	1M79	51
§§1M 4006-H	Axle assy (rear)-less brakes & axle shafts-4.55 to 1-used with O/Drive-with 6-5/8" dia. ring gear bolt circle-same as 1M-4006-C except for 1M-44007-B	1	1M79	51
§1M 4006-J	Axle assy (rear)-less brakes & axle shafts-3.31 to 1-with 6-5/8" dia. ring gear bolt circle-same as 1M-4006-D except for 1M-44007-B	1	1M except 79	51
§1M 4006-K	Axle assy (rear)-less brakes & axle shafts-3.54 to 1-with 6-5/8" dia. ring gear bolt circle-same as 1M-4006-E except for 1M-44007-B	1	1M79	51

● Used as Standard equipment and also used with Overdrive in mountainous country. Not used with Merc.O.Matic transmission

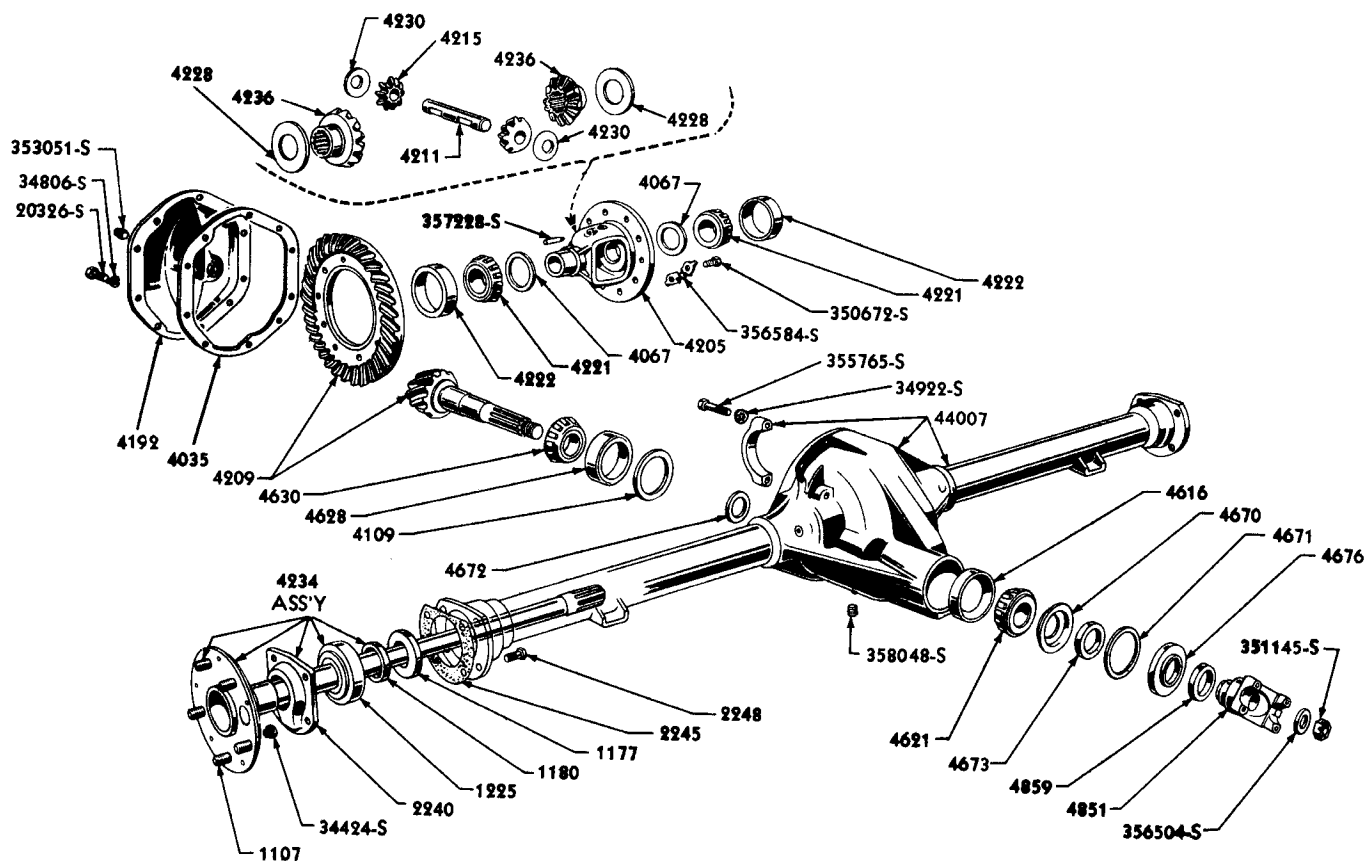
★ Used as Standard equipment and also used with Overdrive in flat country. Not used with Merc.O.Matic transmission

§ Used with Merc.O.Matic transmission

§§ Not used with Merc.O.Matic transmission

CHASSIS PARTS CATALOGUE

Rear Axle—Continued



PM-562

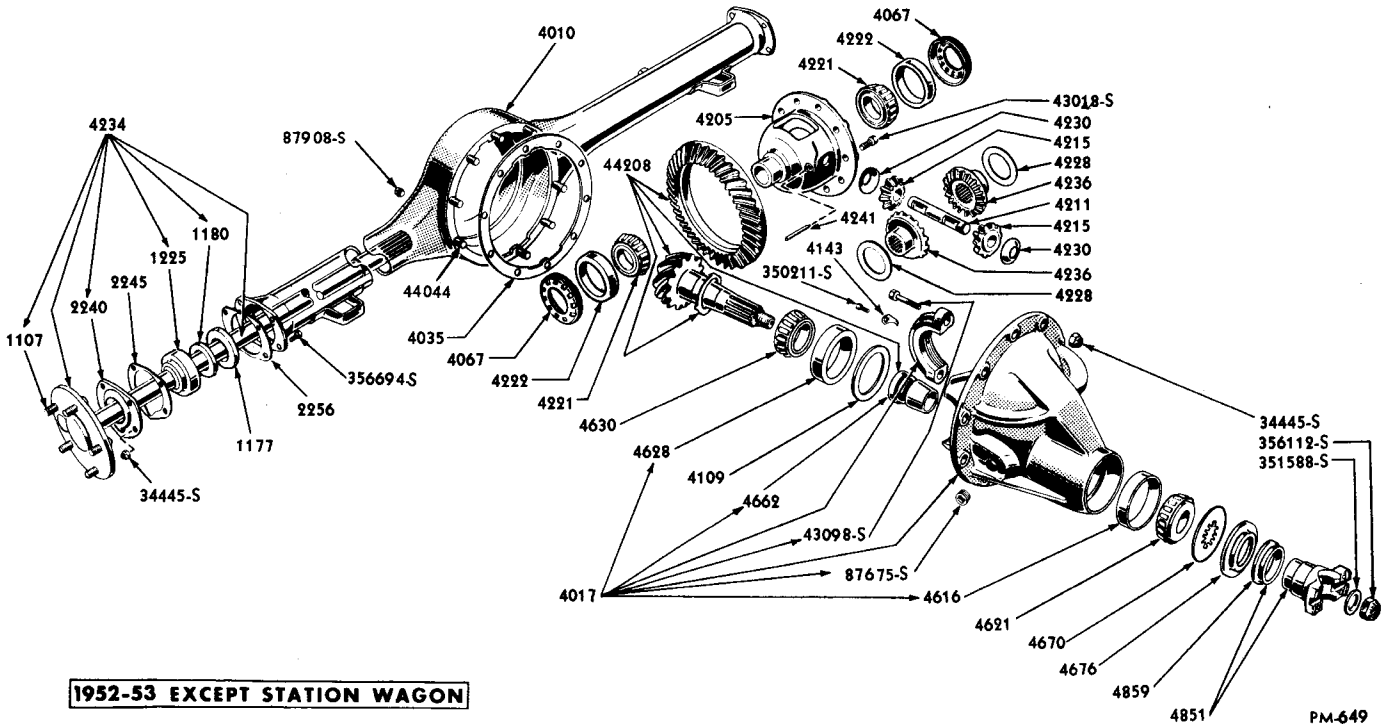
REAR AXLE WITH 6 $\frac{5}{8}$ " DIAMETER RING GEAR BOLT CIRCLE

Basic numbers only shown on illustration. Order by Part Numbers shown in list of parts.

PART NUMBER	CLASS	PART NAME	NO. REQ'D	MODEL	YEAR 19__
AB 4006-A	NS	Axle assy (rear)-less brakes & axle shafts-3.90 to 1-normal axle ratio for Std. trans., economy axle ratio for O/Drive-Service details	1	MA except 79	52-53
MA 4006-H		Axle assy (rear)-less brakes & axle shafts-4.27 to 1-normal axle ratio for Std. trans., economy axle ratio for O/Drive-service details	1	MA79	52-53
AC 4006-B	NS	Axle assy (rear)-less brakes & axle shafts-4.10 to 1-normal axle ratio for O/Drive trans., heavy duty axle ratio for Std.-service details	1	MA except 79	52-53

CHASSIS PARTS CATALOGUE

Rear Axle—Continued



1952-53 EXCEPT STATION WAGON

PM-649

REAR AXLE

Basic numbers only shown on illustration. Order by Part Numbers shown in list of parts.

PART NUMBER	QTY	PART NAME	NO. REQ'D	MODEL	YEAR
AC 4006-C	NS	Axle assy (rear)-less brakes & axle shafts-3.31 to 1-normal axle ratio for Merc-O-Matic trans.-service details	1	MA except 79	52-53
AC 4006-D	NS	Axle assy (rear)-less Brakes & axle shafts-3.54 to 1-heavy duty axle ratio for Merc-O-Matic trans.-service details	1	MA except 79	52-53
MA 4006-J		Axle assy (rear)-less brakes & axle shafts-3.54 to 1-heavy duty axle ratio for Merc-O-Matic trans.	1	MA79	52-53
MA 4006-G		Axle assy (rear)-less brakes & axle shafts-4.55 to 1-normal axle ratio for O/Drive trans., heavy duty axle ratio for Std.	1	MA79	52-53
MA 4006-K		Axle assy (rear)-less brakes & axle shafts-3.31 to 1-normal axle ratio for Merc-O-Matic trans.	1	MA79	52-53

REAR AXLE CHART

PART NUMBER	CLASS	PART NAME	REAR AXLE																
			8M-4006-A	8M-4006-B	8M-4006-C	0M-4006	1M-4006-A	1M-4006-B	1M-4006-C	1M-4006-D	1M-4006-E	AB-4006-A	MA-4006-H	AC-4006-B	AC-4006-C	AC-4006-D	MA-4006-J	MA-4006-G	MA-4006-K
			NUMBER REQUIRED																
8M 4010	NS	Housing assy (rear axle)-replaced by OM-4010	1	1	1														
		8M-1177-A Seal assy (rear wheel brg. inner oil)-1/4" thick	2	2	2														
OM 4010		Housing assy (rear axle)				1													
AB 4010-A		Housing assy (rear axle)									1	1	1	1					
MA 4010-A		Housing assy (rear axle)										1				1	1	1	
		OA-44044-A Bolt (diff. carrier to rear axle hsg.)-3/8"-24 x 1-9/16"									10	10	10	10					
		1M-44007-A Housing assy (rear axle)-used with 8M-7000-A & C					1	1	1	1									
		1M-44007-B Housing assy (rear axle)-used with 1M-4006-F,G,H,J & K and 1M-7003-C & D																	
		8A-1177-A Seal assy (rear wheel brg. inner oil)-1-23/64" I.D.									2	2	2	2					
		8M-1177-B Seal assy (rear wheel brg. inner oil)-with flanged metal reinforcement					2	2	2	2									
		OM-1177-A Seal assy (rear wheel brg. inner oil)-1/2" thick	2	2	2	2	2	2	2	2		2				2	2	2	
		355765-S Bolt (hex-hd)-1/2"-13 x 2-1/4"-cap to diff. case	4	4	4	4	4	4	4	4		4				4	4	4	
		34922-S Lockwasher (internal tooth)-1/2"	4	4	4	4	4	4	4	4		4				4	4	4	
		358048-S Plug (pipe)-3/4" drain	1	1	1	1	1	1	1	1		1				1	1	1	
		87809-S Plug (recessed head)-3/8"-18-drain									1	1	1	1					
1A 4017-A		Carrier assy (rear axle differential)									1	1	1	1					
		87675-S Plug (pipe)-1/2"-14-filler									1	1	1	1					
		43098-S Bolt (hex-hd)-1/2"-13 x 2-1/8"-diff. bearing cap to carrier assy									4	4	4	4					
8A 4022		Vent assy (rear axle housing)									1	1	1	1	1	1	1	1	
8M 4033	NS	Cover assy (rear axle hsg.)-with clip rep. by 8M-4192	1	1	1	1													
8M 4035		Gasket (rear axle carrier cover)-Paper	1	1	1	1													
1M 4035		Gasket (rear axle carrier cover)					1	1	1	1		1							
8A 4035-C		Gasket (rear axle carrier to housing)									1	1	1	1					

CHASSIS PARTS CATALOGUE
 Rear Axle—Continued

MERCURY

REAR AXLE CHART—CONTINUED

PART NUMBER	CLASS	PART NAME	REAR AXLE																
			8M-4006-A	8M-4006-B	8M-4006-C	0M-4006	1M-4006-A	1M-4006-B	1M-4006-C	1M-4006-D	1M-4006-E	AB-4006-A	MA-4006-H	AC-4006-B	AC-4006-C	AC-4006-D	MA-4006-J	MA-4006-G	MA-4006-K
			NUMBER REQUIRED																
8M 4067-A		Shim (diff. brg. adj.)-.0025"/.0035" thick -Steel	as reqd	as reqd	as reqd	as reqd	as reqd	as reqd	as reqd	as reqd		as reqd				as reqd	as reqd	as reqd	
8M 4067-B		Shim (diff. brg. adj.)-.0045"/.0055" thick -Steel	as reqd	as reqd	as reqd	as reqd	as reqd	as reqd	as reqd	as reqd		as reqd				as reqd	as reqd	as reqd	
8M 4067-C		Shim (diff. brg. adj.)-.027"/.033" thick -Steel	as reqd	as reqd	as reqd	as reqd	as reqd	as reqd	as reqd	as reqd		as reqd				as reqd	as reqd	as reqd	
8M 4067-D		Shim (diff. brg. adj.)-.009"/.011" thick -Steel	as reqd	as reqd	as reqd	as reqd	as reqd	as reqd	as reqd	as reqd		as reqd				as reqd	as reqd	as reqd	
8A 4067		Nut (diff. brg. adj.)-3-1/16"-16																	
8M 4078		Control assy (trans. 0/Drive)-special equipment	Refer to Transmission Overdrive Group																
0M 4078		Control assy (trans. 0/Drive)-special equipment	Refer to Transmission Overdrive Group																
1M 4078-A		Control assy (trans. 0/Drive)-special equipment	Refer to Transmission Overdrive Group																
8M 4109-A		Shim (driving pinion rear brg. adj.)-.003" thick-Steel	as reqd	as reqd	as reqd	as reqd	as reqd	as reqd	as reqd	as reqd		as reqd				as reqd	as reqd	as reqd	
8M 4109-B		Shim (driving pinion rear brg. adj.)-.005" thick-Steel	as reqd	as reqd	as reqd	as reqd	as reqd	as reqd	as reqd	as reqd		as reqd				as reqd	as reqd	as reqd	
8M 4109-C		Shim (driving pinion rear brg. adj.)-.010" thick-Steel	as reqd	as reqd	as reqd	as reqd	as reqd	as reqd	as reqd	as reqd		as reqd				as reqd	as reqd	as reqd	
8M 4120-A		Bracket (instr. panel 0/Drive control)-Mercury Texture Gray Metallic Finish	Refer to Transmission Overdrive Group																
8M 4120-B		Bracket (instr. panel water thermostatic control)	Refer to Transmission Overdrive Group																
0M 4120		Bracket (0/Drive control to instr. panel)	Refer to Transmission Overdrive Group																
8A 4143		Lock (diff. brg. adjusting nut) 350211-S Bolt (hex-hd)-5/16"-18 x 7/16"-lock to bearing cap										2		2	2	2			
8M 4192		Cover (rear axle housing)-without clip	1	1	1	1													
1M 4192		Cover (rear axle housing) 20326-S7 Bolt (hex-hd)-5/16"-18 x 5/8"-cover to carrier					10	10	10	10	10		10			10	10	10	
		20328-S Bolt (hex-hd)-3/8"-16 x 5/8"	10	10	10	10													
		34806-S7 Lockwasher-5/16"					10	10	10	10		10				10	10	10	
		34807-S2 Lockwasher-3/8"	10	10	10	10													
		353051-S Plug (external head pipe) -3/4"-filler	1	1	1	1	1	1	1	1		1				1	1	1	

MERCURY

CHASSIS PARTS CATALOGUE

Rear Axle—Continued

REAR AXLE CHART—CONTINUED

PART NUMBER	CLASS	PART NAME	REAR AXLE																
			8M-4006-A	8M-4006-B	8M-4006-C	0M-4006	1M-4006-A	1M-4006-B	1M-4006-C	1M-4006-D	1M-4006-E	AB-4006-A	MA-4006-H	AC-4006-B	AC-4006-C	AC-4006-D	MA-4006-J	MA-4006-G	MA-4006-K
			NUMBER REQUIRED																
AB 4200-A		Carrier & diff. assy (rear axle)-3.90 to 1 ratio												1					
8A 4200-D		Carrier & diff. assy (rear axle)-4.10 to 1 ratio													1				
1A 4200-A		Carrier & diff. assy (rear axle)-3.31 to 1 ratio														1			
1A 4200-B		Carrier & diff. assy (rear axle)-3.54 to 1 ratio															1		
		34445-S7 Locknut (hex)-3/8"-24 -carrier to hsg.												10		10	10	10	
		43018-S Bolt (hex self-locking)-3/8"-24 x 7/8"-drive gear to diff. gear case												10		10	10	10	
8M 4205-A		Case (diff. gear)	1	1		1													
8M 4205-B		Case (diff. gear)			1														
1M 4205-A		Case (diff. gear)					1	1	1						1				1
1M 4205-B		Case (diff. gear)								1	1						1		1
8A 4205		Case (diff. gear)										1		1		1			
1A 4205		Case (diff. gear)												1					
		357228-S Pin (special lock)-15/64" x 1-7/16"	1	1	1	1	1	1	1	1	1				1			1	1
		8A-44208-D Kit (diff. gear & driving pinion)-4.10 to 1 ratio-consists of the following (1) 8A-4209-J Gear & Pinion (1) 8A-4662-B Spacer (10) 8A-4663 Shims													1				
		APA-44208-A Kit (diff. gear & driving pinion)-3.31 to 1 ratio-consists of the following (1) 1A-4209-A Gear & Pinion (1) 8A-4662-B Spacer (10) 8A-4663 Shims													1				



REAR AXLE CHART—CONTINUED

PART NUMBER	CLASSES	PART NAME	REAR AXLE																
			8M-4006-A	8M-4006-B	8M-4006-C	0M-4006	1M-4006-A	1M-4006-B	1M-4006-C	1M-4006-D	1M-4006-E	AB-4006-A	MA-4006-H	AC-4006-B	AC-4006-C	AC-4006-D	MA-4006-J	MA-4006-G	MA-4006-K
			NUMBER REQUIRED																
		APA-44208-B Kit (diff. gear & driving pinion)-3.54 to 1 ratio-consists of the following (1) 1A-4209-B Gear & Pinion (1) 8A-4662-B Spacer (10) 8A-4663 Shims												1					
		CPA-44208-A Kit (diff. gear & driving pinion)-3.90 to 1 ratio-consists of the following (1) AB-4209-A Gear & Pinion (1) 8A-4662-B Spacer (10) 8A-4663 Shims										1							
8M 4209-A	NS	Ring gear & pinion (rear axle)-matched set-3.91 to 1 ratio-rep. by 0M-4209	1																
8M 4209-B		Ring gear & pinion (rear axle)-matched set-4.27 to 1 ratio		1															
8M 4209-C		Ring gear & pinion (rear axle)-matched set-4.55 to 1 ratio			1														
0M 4209		Ring gear & pinion (rear axle)-matched set-3.92 to 1 ratio				1													
1M 4209-A		Ring gear & pinion (rear axle)-matched set-3.91 to 1 ratio					1												
1M 4209-B		Ring gear & pinion (rear axle)-matched set-4.27 to 1 ratio						1					1						
1M 4209-C		Ring gear & pinion (rear axle)-matched set-4.55 to 1 ratio-pinion has 9 teeth							1										
1M 4209-D		Ring gear & pinion (rear axle)-matched set-3.31 to 1 ratio								1								1	
1M 4209-E		Ring gear & pinion (rear axle)-matched set-3.54 to 1 ratio									1						1		
1M 4209-F		Ring gear & pinion (rear axle)-matched set-4.55 to 1 ratio-pinion has 11 teeth									1						1		
		350634-S Bolt (spec. hex-hd)-3/8" -24 x 1-1/8"-ring gear to diff. case	10	10	10	10													
		350672-S Bolt (spec. hex)-3/8"-24 x 15/16"					10	10	10	10	10		10			10	10	10	
		356596-S Plate (locking)-ring gear to diff. case	5	5	5	5													
		356584-S Plate (locking)-ring gear to diff. case					5	5	5	5	5		5			5	5	5	

MERCURY

CHASSIS PARTS CATALOGUE

Rear Axle—Continued

REAR AXLE CHART—CONTINUED

PART NUMBER	CLASS	PART NAME	REAR AXLE																
			8M-4006-A	8M-4006-B	8M-4006-C	0M-4006	1M-4006-A	1M-4006-B	1M-4006-C	1M-4006-D	1M-4006-E	AB-4006-A	MA-4006-H	AC-4006-B	AC-4006-C	AC-4006-D	MA-4006-J	MA-4006-G	MA-4006-K
			NUMBER REQUIRED																
8A 4211		Shaft (diff. pinion)-4.75" long									1		1	1	1				
8M 4211		Shaft (diff. pinion)-4.82" long	1	1	1	1	1	1	1	1	1	1	1	1	1	1	1	1	
8A 4215		Pinion (diff.)-10 teeth									2		2	2	2				
8M 4215		Pinion (diff.)-10 teeth	2	2	2	2	2	2	2	2	2	2	2	2	2	2	2	2	
8A 4221		Cone & roller assy (rear axle diff.)- 1.625" I.D.									2		2	2	2				
8M 4221		Cone & roller assy (rear axle diff.)- 1.688" I.D.	2	2	2	2	2	2	2	2	2	2	2	2	2	2	2	2	
8A 4222		Cup (rear axle diff. bearing)-3" O.D.									2		2	2	2				
8M 4222		Cup (rear axle diff. bearing)-3-17/64" O.D.	2	2	2	2	2	2	2	2	2	2	2	2	2	2	2	2	
0A 4228		Washer (diff. gear thrust)-2-49/64" O.D. x 1-23/32" I.D.									2		2	2	2				
8M 4228		Washer (diff. gear thrust)-2-13/16" O.D. x 1-41/64" I.D.	2	2	2	2	2	2	2	2	2	2	2	2	2	2	2	2	
0A 4230		Washer (diff. pinion thrust)									2		2	2	2				
8M 4230		Washer (diff. pinion thrust)-25/32" I.D. x 1/32" thick-dished	2	2	2	2	2	2	2	2	2	2	2	2	2	2	2	2	
*8M 4234-B		Shaft & bearing assy (rear axle)-with cardboard protector tubes	2	2	2	2	2	2	2	2	2								
*AB 4234-B		Shaft & bearing assy (rear axle)-alternate with AB-4234-G									2		2	2	2				
*AB 4234-E		Shaft & bearing assy (rear axle)-alternate with AB-4234-F										2				2	2	2	
*AB 4234-F		Shaft & bearing assy (rear axle)-alternate with AB-4234-E										2				2	2	2	
*AB 4234-G		Shaft & bearing assy (rear axle)-alternate with AB-4234-B									2		2	2	2				
		*8A-1107-A Bolt (wheel hub)-1/2"-20 x 1-3/8"									10	10	10	10	10	10	10	10	
		*8M-1107 Bolt (rear wheel shaft)- 1/2"-20 x 1-5/16"-axle shaft to drum	10	10	10	10	10	10	10	10									
		*8A-1180 Retainer (rear wheel)-inner -1-31/32" O.D.									2		2	2	2				

* Used with but not part of 4006 assy

MERCURY

CHASSIS PARTS CATALOGUE

Rear Axle—Continued

REAR AXLE CHART—CONTINUED

PART NUMBER	CLASS	PART NAME	REAR AXLE																
			8M-4006-A	8M-4006-B	8M-4006-C	0M-4006	1M-4006-A	1M-4006-B	1M-4006-C	1M-4006-D	1M-4006-E	AB-4006-A	MA-4006-H	AC-4006-B	AC-4006-C	AC-4006-D	MA-4006-J	MA-4006-G	MA-4006-K
			NUMBER REQUIRED																
		★8M-1180 Retainer (rear wheel shaft) -inner-2-1/8" O.D.	2	2	2	2	2	2	2	2	2		2			2	2	2	
		★8A-1225-A Bearing (rear wheel)-2- 13/16" O.D. x 1-3/8" I.D.											2	2	2				
		★8M-1225-B Bearing (rear wheel)-3- 5/32" O.D. x 1-17/32" I.D.	2	2	2	2	2	2	2	2	2		2				2	2	
		★8A-2240 Retainer (rear wheel brg.)										2	2	2					
		★8M-2240 Retainer (rear wheel brg.)	2	2	2	2	2	2	2	2	2			2	2				
		★8M-2248 Bolt (spec-hd)-1/2"-20 x 1- 1/8"-rear axle brake hsg.	8	8	8	8	8	8	8	8		8				8	8	8	
		★356694-S Bolt (spec-hd)-3/8"-24 x 1-1/8"										8	8	8	8				
		★34424-S7 Locknut (hex)-1/2"-20	8	8	8	8	8	8	8	8		8				8	8	8	
		★34445-S7 Locknut (hex)-3/8"-24										8	8	8	8				
8A 4236-A		Gear (diff. side)-16 teeth-1-1/4" long										2	2	2	2				
8M 4236		Gear (diff. side)-16 teeth-1-9/16" long	2	2	2	2	2	2	2	2	2					2	2	2	
8A 4241		Pin (diff. pinion shaft lock)-1/4" x 1-9/16"										1		1	1	1			
8M 4296		Clip (O/Drive control cable)	Refer to Transmission Overdrive Group																
		★8M 4602-A Shaft & universal joint assy (drive)-61- 11/16" o/all length	1	1	1	1													
		★1M 4602-B Shaft & universal joint assy (drive)-59- 27/32" o/all length-used with 1M-7003 C & D-with Blue paint band					1	1	1										
		★1M 4602-C Shaft & universal joint assy (drive)-61- 11/16" o/all length-with lub. fittings -not used with 1M-7003-C & D					1	1	1	1	1		1				1	1	
		★1M 4602-D Shaft & universal joint assy (drive)-59- 27/32" o/all length-with lub. fittings used with 1M-7003-C & D with Blue paint band					1	1	1										
		★MA 4602-A Shaft & universal joint assy (drive)-62- 3/32" o/all length-with lub. fittings										1		1	1	1			
		87907-S8 Fitting (lub.)- straight-1/4"-28			2	2	2	2	2	2	2	2	2	2	2	2	2	2	
8A 4616		Cup (rear axle driving pinion brg.)-front	1	1	1	1	1	1	1	1	1	1	1	1	1	1	1	1	

★ Used with but not part of 4006 assy

REAR AXLE CHART—CONTINUED

PART NUMBER	CLASS	PART NAME	REAR AXLE																									
			8M-4006-A	8M-4006-B	8M-4006-C	0M-4006	1M-4006-A	1M-4006-B	1M-4006-C	1M-4006-D	1M-4006-E	AB-4006-A	MA-4006-H	AC-4006-B	AC-4006-C	AC-4006-D	MA-4006-J	MA-4006-G	MA-4006-K									
			NUMBER REQUIRED																									
8A 4621		Cone & roller assy (rear axle driving pinion)-front												1		1	1	1										
8M 4621		Cone & roller assy (rear axle driving pinion)-front	1	1	1	1	1	1	1	1	1	1	1							1	1	1						
8A 4628		Cup (rear axle driving pinion brg.)-rear	1	1	1	1	1	1	1	1	1	1	1	1	1	1	1	1	1	1	1	1	1					
8A 4630		Cone & roller assy (rear axle driving pinion bearing)-rear													1	1	1	1	1	1	1							
8M 4630		Cone & roller assy (rear axle driving pinion bearing)-rear	1	1	1	1	1	1	1	1	1	1	1								1	1	1					
8A 4662-B		Spacer (driving pinion brg.)-1-1/2" I.D. x 1-37/64" O.D. x 2-19/64" long														1	1	1	1									
8M 4662		Spacer (driving pinion brg.)-1-3/8" I.D. x 1-1/16" O.D. x 2-3/16" long	1	1	1	1																						
0A 4670		Slinger (driving pinion shaft oil)															1	1	1	1								
8M 4670		Slinger (driving pinion shaft oil)-1-1/8" I.D. x 2-27/32" O.D. x 1/32" thick	1	1	1	1	1	1	1	1	1	1	1									1	1	1				
8M 4671		Gasket (driving pinion oil seal)-Paper 2-3/4" I.D. x 3-9/64" O.D. x 1/32" thick	1	1	1	1	1	1	1	1	1	1										1	1	1				
8M 4672-A		Shim (driving pinion frt. brg. adj.)-.003" thick-Steel	as reqd	as reqd	as reqd	as reqd	as reqd	as reqd	as reqd	as reqd	as reqd	as reqd	as reqd								as reqd	as reqd	as reqd					
8M 4672-B		Shim (driving pinion frt. brg. adj.)-.005" thick-Steel	as reqd	as reqd	as reqd	as reqd	as reqd	as reqd	as reqd	as reqd	as reqd	as reqd	as reqd								as reqd	as reqd	as reqd					
8M 4672-C		Shim (driving pinion frt. brg. adj.)-.010" thick-Steel	as reqd	as reqd	as reqd	as reqd	as reqd	as reqd	as reqd	as reqd	as reqd	as reqd	as reqd								as reqd	as reqd	as reqd					
8M 4672-D		Shim (driving pinion frt. brg. adj.)-.030" thick-Steel	as reqd	as reqd	as reqd	as reqd	as reqd	as reqd	as reqd	as reqd	as reqd	as reqd	as reqd								as reqd	as reqd	as reqd					
8M 4673		Wick (driving pinion shaft oil seal)	1	1	1	1	1	1	1	1	1	1										1	1	1				
8A 4676		Seal assy (rear axle driving pinion oil)-3" O.D. x 1-39/64" I.D.														1	1	1	1									
8M 4676-A		Seal assy (rear axle driving pinion oil)-3-11/64" O.D. x 1-9/16" I.D.	1	1	1	1	1	1	1	1	1	1											1	1	1			
*AB 4693-A		Plate (drive shaft flange lock)	2	2	2	2	2	2	2	2	2	2	2	2	2	2	2	2	2	2	2	2	2	2	2	2	2	2
*8M 4841-A		Knuckle assy (universal joint)-front	1	1	1	1																						
*1M 4841		Knuckle assy (universal joint)-front					1	1	1	1	1	1	1	1	1	1	1	1	1	1	1	1	1	1	1	1	1	1
8M 4851-A		Flange assy (universal joint)-axle end	1	1	1	1	1	1	1	1	1	1											1	1	1			
8M 4851-B		Flange assy (universal joint)-axle end-marked with Yellow paint	1	1	1	1																						

* Used with but not part of 4006 assy

REAR AXLE CHART—CONTINUED

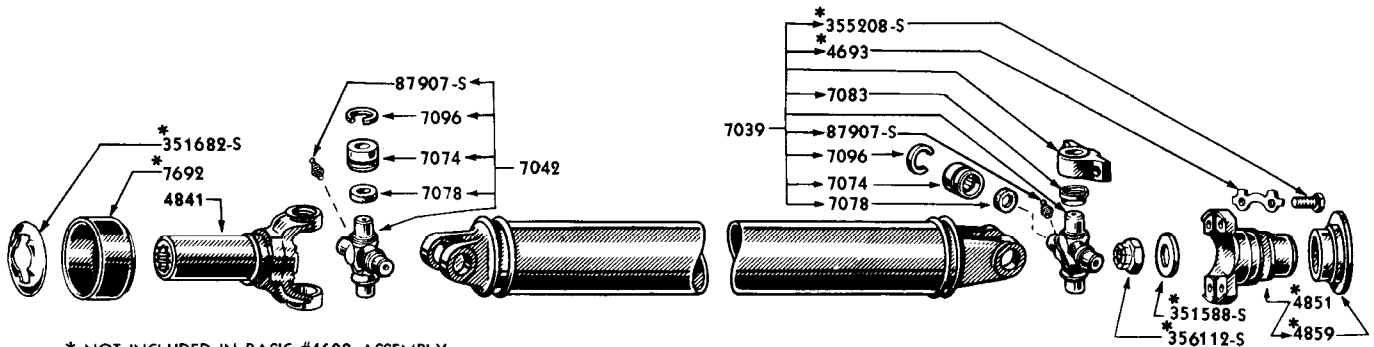
PART NUMBER	CLASS	PART NAME	REAR AXLE																									
			8M-4006-A	8M-4006-B	8M-4006-C	0M-4006	1M-4006-A	1M-4006-B	1M-4006-C	1M-4006-D	1M-4006-E	AB-4006-A	MA-4006-H	AC-4006-B	AC-4006-C	AC-4006-D	MA-4006-J	MA-4006-G	MA-4006-K									
			NUMBER REQUIRED																									
AB 4851		Flange assy (universal joint)-axle end																										
		*355208-S7 Bolt (hex-hd)-5/16"-24 x 3/4"-attaches drive shaft to rear axle	4	4	4	4	4	4	4	4	4	4	4	4	4	4	4	4	4	4	4	4	4	4	4	4	4	4
		72070-S Cotter pin-3/32"x 1/2"	1	1	1																							
		351126-S Locknut (hex)-3/4"-16 -does not require cotter pin	1	1	1	1	1	1	1	1	1	1	1	1								1	1	1				
		351145-S Nut (hex)-special-3/4"-16-requires cotter pin	1	1	1																							
		356112-S Nut (hex)-3/4"-20-attach flange to drive pinion gear													1		1	1	1									
		351588-S Washer (flat)-1-19/64" O.D. x 49/64" I.D.-attach flange to drive pinion gear													1		1	1	1									
		356504-S Washer (driving pinion nut)-25/32" I.D. x 1-1/2" O.D. x 1/8" thick	1	1	1	1	1	1	1	1	1	1	1	1			1					1	1	1				
		*8M-4693 Plate (drive shaft flange lock)	2	2	2	2	2	2	2	2	2	2	2	2	2	2	2	2	2	2	2	2	2	2	2	2	2	2
8A 4859-B		Deflector (driving pinion oil seal dust)-2-1/32" large end x 1-47/64" I.D. small end																			1		1	1	1			
8M 4859		Deflector (driving pinion oil seal dust)-2-1/8" O.D. x 1-35/64" I.D.	1	1	1	1	1	1	1	1	1	1	1	1			1						1	1	1			

* Used with but not part of 4006 assy

MERCURY

CHASSIS PARTS CATALOGUE

Drive Shaft and Universal Joint



PM-527

DRIVE SHAFT ASSEMBLY AND RELATED PARTS

Basic numbers only shown on illustration. Order by Part Numbers shown in list of parts.

PART NUMBER	CLASS	PART NAME	NO. REQ'D	MODEL	YEAR
8M-4602-A		Shaft & universal joint assy (drive) -61-11/16" o/all length	1	9M, 0M	49-50
§§1M-4602-B		Shaft & universal joint assy (drive)-59-27/32" o/all length- use on 1M-7003-C & D-with Blue paint band	1	1M	51
1M-4602-C		Shaft & univ/jt. assy (drive)-61- 11/16" o/all length-with lub. fittings-not used with 1M-7003- C & D	1	0M, 1M, MA 79	50-53
§§1M-4602-D		Shaft & univ/jt. assy (drive)-59- 27/32" o/all length-with lub. fittings-used on 1M-7003-C & D -with Blue paint band	1	1M	51
MA-4602-A		Shaft & univ/jt. assy (drive)-62- 3/32" o/all length-with lub. fittings	1	MA except 79	52-53
AB-4693-A		Plate (drive shaft flange lock)	2	9M, 0M, 1M, MA	49-53
355208-S7		Bolt (hex-hd)-5/16"-24 x 3/4"-attach drive shaft to rear axle	4	9M, 0M, 1M, MA	49-53

§§ Not used with Merc-O-Matic transmission

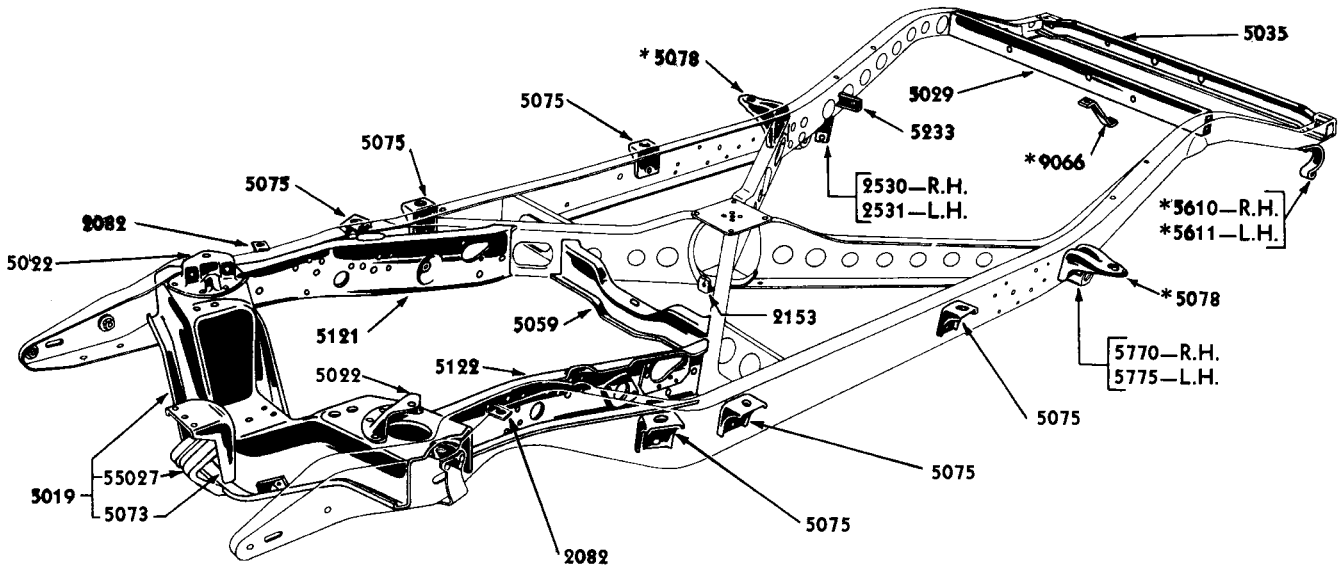
CHASSIS PARTS CATALOGUE

PART NUMBER	PART NAME	NO. REQ'D	MODEL	YEAR 19__
Drive Shaft and Universal Joint—Continued				
8M-7039	Kit (universal joint)-rear-consists of the following (2) 8M-4678 or 1M-4678 Bearing (2) 8M-4693 Plate (2) 8M-7074 or 1M-7074 Bearing (4) 8M-7078 Packing (1) 8M-7084 Spider (2) 8M-7096 Snap ring (4) 355208-S7 Bolt	1	9M,OM,1M	49-51
1M-7039-A	Kit (univ/jt.)-rear-consists of the following (2) 8M-4678 or 1M-4678 Bearing (2) 8M-4693 Plate (2) 8M-7074 or 1M-7074 Bearing (4) 1M-7078-A Packing (1) 1M-7084-A Spider (2) 8M-7096 Snap ring (4) 355208-S7 Bolt	1	1M,MA	51-53
1M-7042-A	Kit (univ/jt.)-front-consists of the following (4) 8M-7074 or 1M-7074 Bearing (4) 1M-7078-A Packing (1) 1M-7084-A Spider (4) 8M-7096 Snap ring	1	9M,OM,1M,MA	49-53
8M-7074	Bearing race & rollers assy (univ/jt.)-optional with 1M-7078-A	6	9M,OM,1M,MA	49-53
1M-7074	Bearing, race & roller assy (universal joining)-optional with 8M-7074	6	9M,OM,1M,MA	49-53
8M-7078	Packing (univ/jt.)-33/64" I.D. x 13/16" O.D.	8	9M,OM,1M	49-51
1M-7078-A	Packing (univ/jt.)-9/16" I.D. x 13/16" O.D.	8	1M,MA	51-53
8M-7083	Shield (universal joint bearing dust)-13/16" I.D. x 63/64" O.D. x 9/64" wide	8	9M,OM,1M,MA	49-53
8M-7096	Snap ring (univ/jt.) spider bearing retainer)-1-3/32" O.D. x 3/32" thick	6	9M,OM,1M,MA	49-53
§§8M-4841-A	Knuckle assy (universal joint)-front	1	9M,OM	49-50
1M-4841	Knuckle assy (universal joint)-front	1	OM,1M,MA	50-53
1M-7692	Shield (trans. extension rear oil seal)	1	OM,1M,MA	50-53
351682-S32	Nut (spring)-for 1-9/16" dia. shaft	1	OM,1M,MA	50-53

MERCURY

CHASSIS PARTS CATALOGUE

Frame



*NOT INCLUDED IN 8M-5005-A, B OR C

PM-314

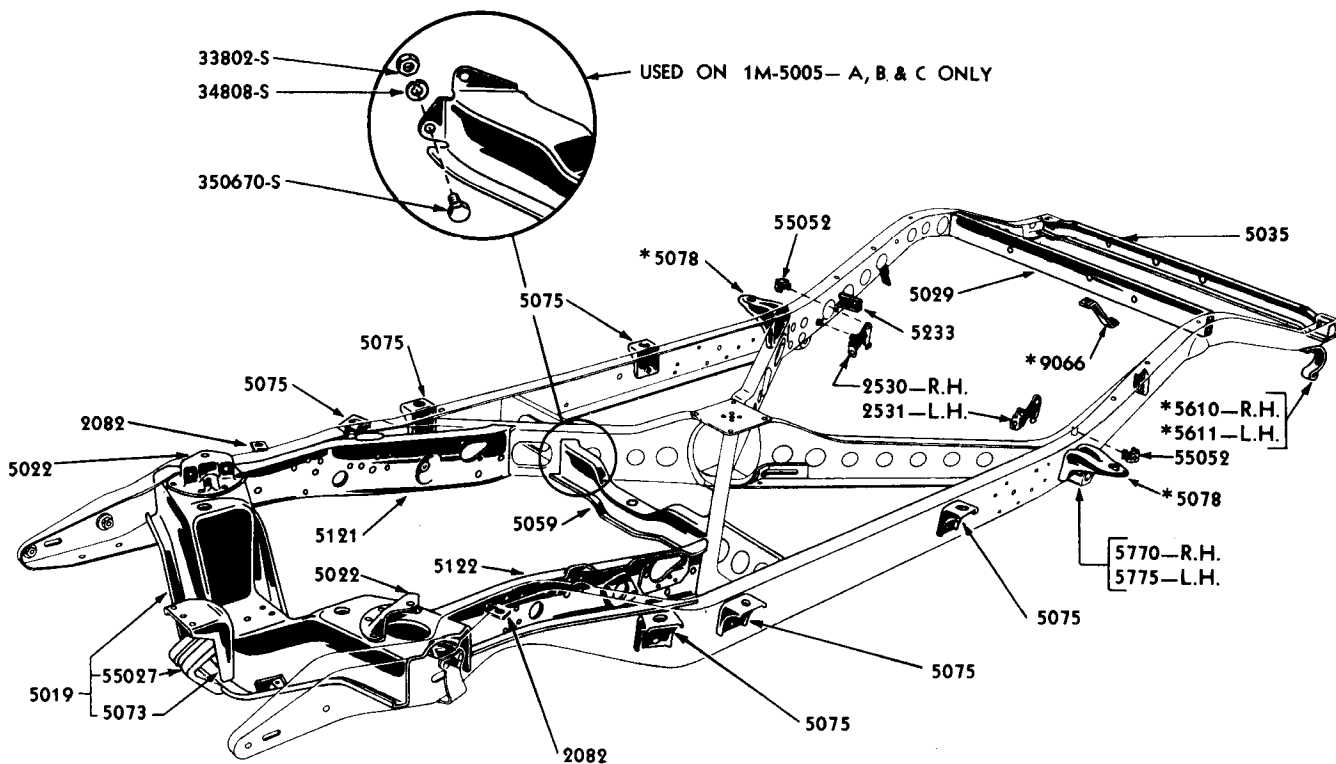
FRAME (8M-5005-A)

Basic numbers only shown on illustration. Order by Part Numbers shown in list of parts.

PART NUMBER	QTY	PART NAME	NO. REQ'D	MODEL	YEAR
8M 5005-A	NS	Frame assy-replaced by 1M-5005-A plus MAK-6028-A Kit and MAK-6054-A Kit	1	9M72-74	49
8M 5005-B	NS	Frame assy-replaced by 1M-5005-B plus MAK-6028-A Kit and MAK-6054-A Kit	1	9M79	49
8M 5005-C	NS	Frame assy-replaced by 1M-5005-C plus MAK-6028-A Kit and MAK-6054-A Kit	1	9M76	49
8M 5005-D	NS	Frame assy-replaced by 1M-5005-A plus MAK-6054-A Kit	1	9M72-74, 9M72-74	49-50
8M 5005-E	NS	Frame assy-replaced by 1M-5005-B plus MAK-6054-A Kit	1	9M79, 9M79	49-50
8M 5005-F	NS	Frame assy-replaced by 1M-5005-C plus MAK-6054-A Kit	1	9M76, 9M76	49-50
OM 5005-A	NS	Frame assy-replaced by 1M-5005-A	1	OM72-74	50
OM 5005-B		Frame assy-with welded OM-5059 engine rear support bracket-uses puck type engine insulator-front and rear	1	OM79	50
OM 5005-C	NS	Frame assy-replaced by 1M-5005-C	1	OM76	50

CHASSIS PARTS CATALOGUE

Frame—Continued



* NOT INCLUDED IN 8M-5005— D, E & F —OM-5005-A, B & C—1M-5005-A, B, & C.

PM-410

FRAMES (8M-5005-D, E & F; OM-5005-A, B & C; 1M-5005-A, B & C)

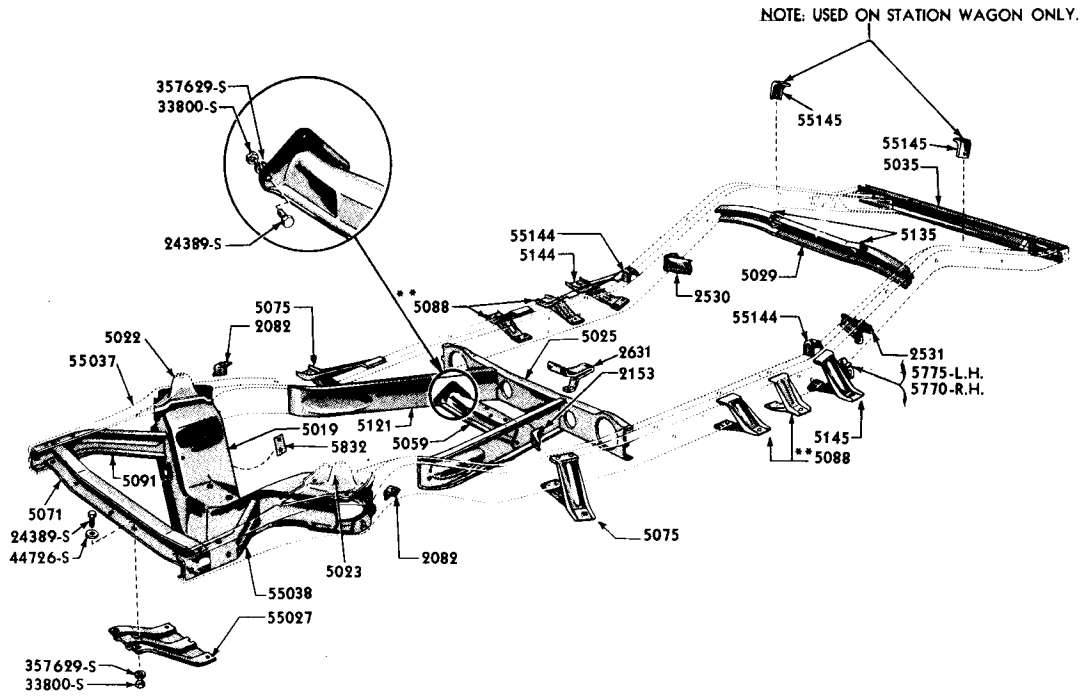
Basic numbers only shown on illustration. Order by Part Numbers shown in list of parts.

PART NUMBER	QTY	PART NAME	NO. REQ'D	MODEL	YEAR 19__
1M 5005-A		Frame assy-has 1M-5059 attached with (6) bolts and nuts-uses puck type engine insulators-front and rear	1	9M72-74,OM72-74,1M72-74	49-51
1M 5005-B		Frame assy-has 1M-5059 attached with (6) bolts and nuts-uses puck type engine insulators-front and rear	1	9M79,OM79,1M79	49-51
1M 5005-C		Frame assy-has 1M-5059 attached with (6) bolts and nuts-uses puck type engine insulators-front and rear	1	9M76,OM76,1M76	49-51
MA 5005-L		Frame assy	1	MA70-73	52-53
MA 5005-M		Frame assy	1	MA60	52-53
MA 5005-N		Frame assy	1	MA76	52-53
MA 5005-P		Frame assy	1	MA79	52-53
		356006-S2 Retainer nut-3/8"-24-frame side member to body	4	9M,OM,1M	49-51
		356006-S2 Retainer nut-3/8"-24-frame rear "X" member to body	2	9M,OM,1M	49-51

MERCURY

CHASSIS PARTS CATALOGUE

Frame—Continued



PM-604

FRAME

Basic numbers only shown on illustration. Order by Part Numbers shown in list of parts.

FRAME CHART

PART NUMBER	CLASS	PART NAME	FRAME															
			8M-5005-A	8M-5005-B	8M-5005-C	8M-5005-D	8M-5005-E	8M-5005-F	0M-5005-A	0M-5005-B	0M-5005-C	1M-5005-A	1M-5005-B	1M-5005-C	MA-5005-L	MA-5005-M	MA-5005-N	MA-5005-P
			NUMBER REQUIRED															
8M 5019-A	NS	Cross member assy (frame-front)- $4\frac{1}{64}$ " dia. motor support bolt holes-replaced by 8M-5019-B	1	1	1													
8M 5019-B		Cross member assy (frame-front)- $1\frac{9}{32}$ " dia. motor support bolt holes				1	1	1	1	1	1	1						
MA 5019-A		Cross member assy (frame front)												1	1	1	1	
8M 5022-B		Brkt. (suspension arm & shock mounting)-upper	2	2	2	2	2	2	2	2	2	2						
MA 5022-A		Brkt. assy (suspension arm & shock mounting)-upper-RH												1	1	1	1	
MA 5023-A		Brkt. assy (suspension arm & shock mounting)-upper-LH												1	1	1	1	
MA 5025-A		Member assy (frame cross)-center												1	1		1	
AB 5029-B		Member assy (frame cross)-rear shock absorber- $37\frac{23}{32}$ " long																1
MA 5029-A		Member assy (frame cross)-rear shock absorber-35" long												1	1	1		

CHASSIS PARTS CATALOGUE

Frame—Continued

FRAME CHART—CONTINUED

PART NUMBER	CLASS	PART NAME	FRAME																
			8M-5005-A	8M-5005-B	8M-5005-C	8M-5005-D	8M-5005-E	8M-5005-F	0M-5005-A	0M-5005-B	0M-5005-C	1M-5005-A	1M-5005-B	1M-5005-C	MA-5005-L	MA-5005-M	MA-5005-N	MA-5005-P	
			NUMBER REQUIRED																
8M 5029-C		Member assy (frame cross)-rear shock absorber-42-3/4" long	1	1	1	1	1	1	1	1	1	1	1						
8M 5035-A		Member assy (frame cross)-rear-50" long	1		1	1		1	1		1	1		1					
8M 5035-B		Member assy (frame cross)-rear-49-1/4" long		1			1			1			1						
MA 5035-A		Member assy (frame cross)-rear-43-37/64" long														1	1	1	1
		356006-S2 Retainer nut-3/8"-24	2		2	2		2	2		2	2		2					
8M 5059	NS	Bracket assy (engine rear support)-weld type-with oval hole for engine support-replaced by 1M-5059	1	1	1	1	1	1											
0M 5059	NS	Brkt. assy (engine rear support)-with 1-9/32" dia. hole for engine support insulator assy-rep. by 1M-5059							1	1	1								
1M 5059		Bracket assy (engine rear support)	1	1	1	1	1	1	1	1	1	1	1						
		350670-S8 Bolt (hex-hd)-7/16"-20 x 7/8"										6	6	6					
		34808-S8 Lockwasher-7/16"										6	6	6					
		33802-S8 Nut (hex)-7/16"-20										6	6	6					
MA 5059-A		Brkt. assy (engine rear support)-flat top-17-25/32" long front side													1	1			1
MA 5059-B		Brkt. assy (engine rear support)-flat top -16-7/8" long front side															1		
		24389-S8 Bolt (hex-hd)-3/8"-24 x 1"													6	6	6	6	
		357629-S7 Lockwasher-3/8													6	6	6	6	
		33800-S8 Nut (hex)-3/8"-24													6	6	6	6	
MA 5071-A		Support assy (radiator bottom)													1	1	1	1	
8M 5073		Bracket (radiator support)	1	1	1	1	1	1	1	1	1	1	1						
8M 5075		Bracket (frame to body)-front	6	6	4	6	6	4	6	6	4	6	6	4					
MA 5075-B		Brkt. assy (frame to body)-front													2	2	2	2	
8M 5078		Bracket (frame to body)-rear	2	2	2	2	2	2	2	2	2	2	2	2					
		24347-S8 Bolt (hex-hd)-5/16"-24 x 3/4"-attaches 8M-5078 to frame			4			4			4			4					
		34393-S7 Locknut (hex)-5/16"-24			4			4			4			4					
MA 5088-B		Brkt. (frame to body)-center													2	4	4	2	

CHASSIS PARTS CATALOGUE

PART NUMBER	PART NAME	NO. REQ'D	MODEL	YEAR 19__
Battery Clamp				
8M 5154-B	Tray (battery support)	1	GM,OM,LM	49-51
	42904-S8 Screw & washer assy (hex-hd)- 1/4"-28 x 5/8"-tray to splash apron	2	GM,OM,LM	49-51
	42904-S8 Screw & washer assy (hex-hd)- 1/4"-28 x 5/8"-tray to bracket assy	2	GM,OM,LM	49-51
51A 5165-B	Clamp assy (battery)-with side flange open at corners	1	GM,OM,LM,MA	49-53
	356385-S7 Washer-27/64" I.D. x 1-5/16" O.D. x 5/64" thick	2	MA	52-53
8M 5175-A	Bolt (battery clamp)-5-3/8" overall length hooked- with 3/8"-16 thread-used with large battery	2	GM,OM,LM,MA	49-53
8M 5175-B	Bolt (battery clamp)-3-3/4" overall length-hooked- with 3/8"-16 thread-used with small battery	2	GM,OM,LM	49-51
8A 5175-A	Bolt (battery clamp)-3-7/8" overall length hooked- with 3/8"-16 thread-used with small battery	2	MA	52-53
	33897-S8 Nut (wing)-3/8"-16	2	GM,OM,LM,MA	49-53
	356385-S7 Washer (cup)-1-5/16" O.D. x 27/64" I.D.-clamp to support	2	MA	52-53
	356405-S8 Washer (flat)-3/8"-clamp to support	2	MA	52-53
	356385-S7 Washer (special cup)-27/64" I.D. x 1-5/16" O.D. x 5/64" thick	2	GM,OM,LM	49-51
	356409-S8 Washer (flat)-3/8"	6	GM,OM,LM	49-51
	78-700045-A Washer (clamp to battery tray)- Rubber	2	GM,OM,LM,MA	49-53

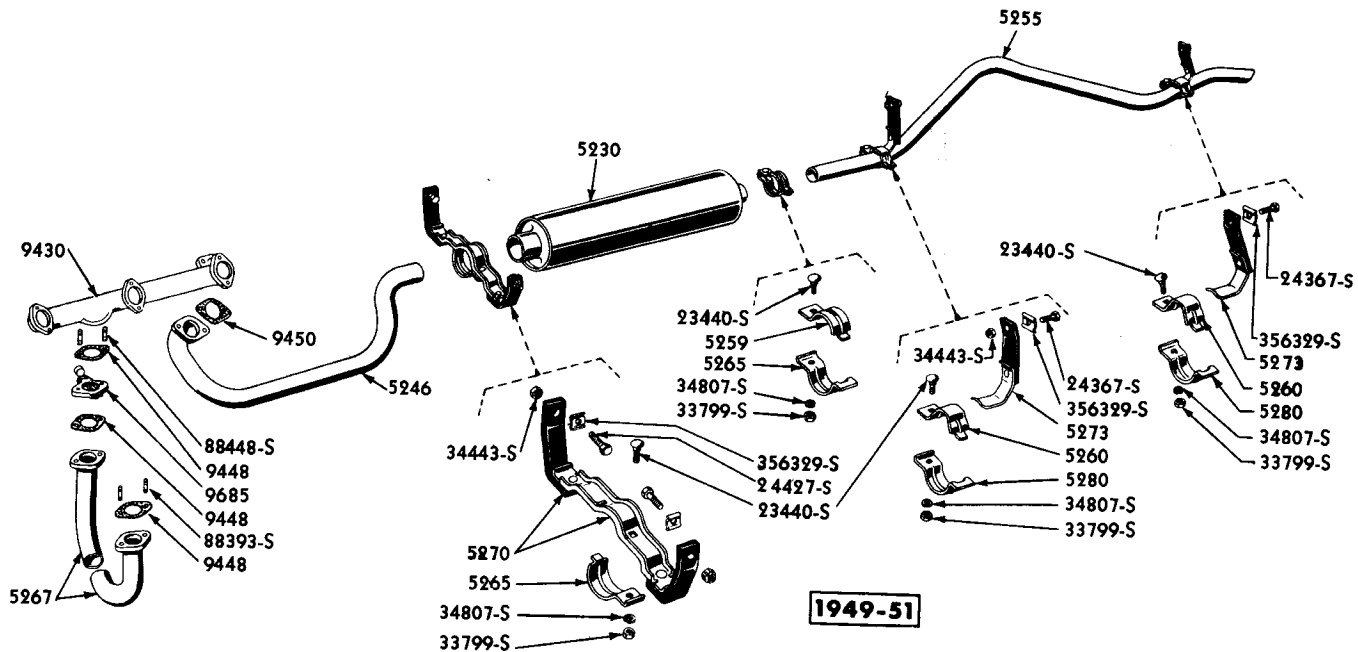
Muffler

LM 5230-B	Muffler assy	1	GM,OM,LM	49-51
MA 5230-E	Muffler assy-oval type	1	MA	52
MA 5230-T	Muffler assy-straight through round type	1	MA	53
8M 5233	Bracket (exhaust pipe insulator to frame)	1	GM,OM,LM	49-51
8CM 5246	Pipe assy (muffler inlet)-26-9/16"-approx. formed length	1	GM,OM,LM	49-51
MA 5246-A	Pipe assy (muffler inlet)-35-11/16" approx formed length	1	MA	52
MA 5246-B	Pipe assy (muffler inlet)-23-1/4" approx. formed length	1	MA76	53
MA 5246-C	Pipe assy (muffler inlet)-37-7/8" approx. formed length	1	MA except 76	53
	357625-S7 Lockwasher-7/16"	2	MA	49-53
	33816-S Nut (hex)-7/16"-20	2	GM,OM,LM,MA	49-53
	88393-S Stud-7/16"-20 and 7/16"-14 x 1-1/2"-exhaust manifold to inlet pipe assy	2	GM,OM,LM,MA	49-53
8A 5251	Clamp (muffler outlet pipe)-exhaust outlet pipe to muffler	1	MA	52
	23439-S8 Bolt (carriage)-5/16"-24 x 1-1/4" to attach outlet pipe to muffler	1	MA	52
	357624-S7 Lockwasher (special)-5/16" to attach outlet pipe to muffler	1	MA	52
	33798-S8 Nut (hex)-5/16"-24 to attach outlet pipe to muffler	1	MA	52

MERCURY

CHASSIS PARTS CATALOGUE

Muffler—Continued



PM-663

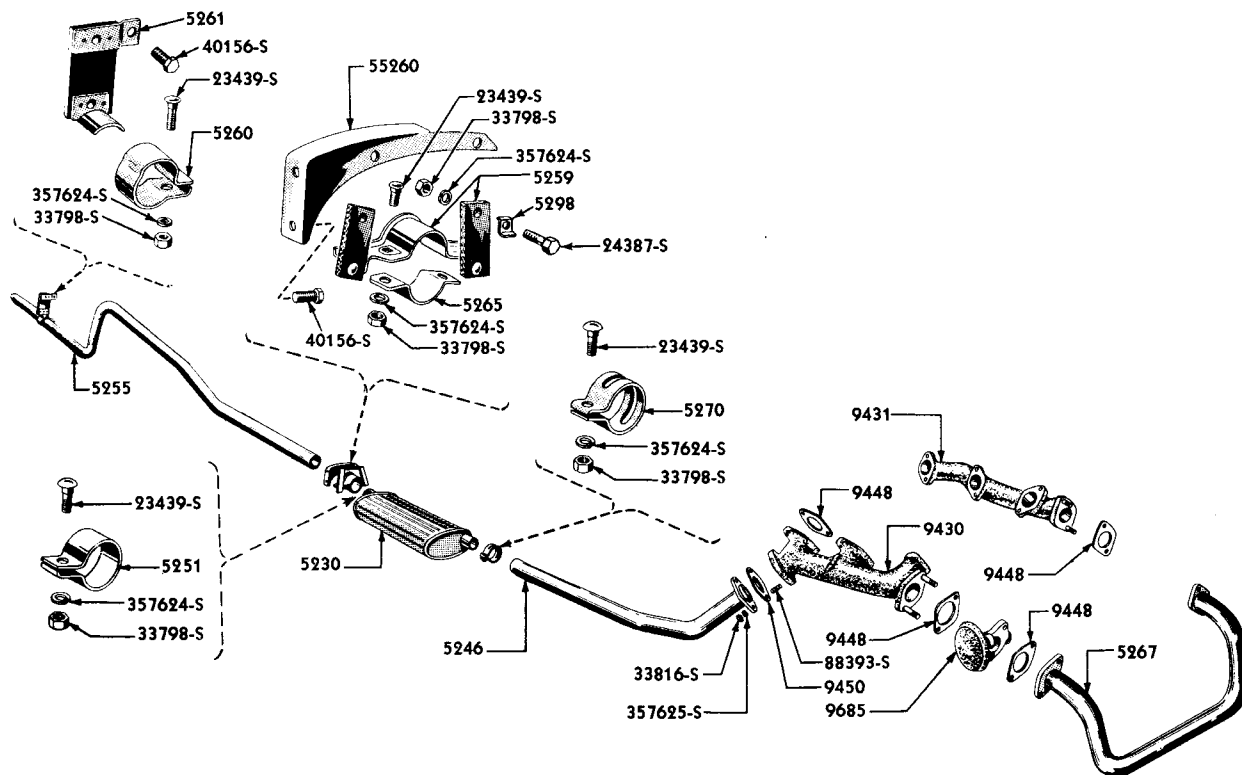
MUFFLER

Basic numbers only shown on illustration. Order by Part Numbers shown in list of parts.

PART NUMBER	QTY	PART NAME	NO. REQ'D	MODEL	YEAR
MA 5252-A		Clamp & "U" bolt assy (muffler inlet)	1	MA	53
		357624-S7 Lockwasher-5/16"	2	MA	53
		33798-S8 Nut (hex)-5/16"-24	2	MA	53
8M 5255-A	NS	Pipe (muffler outlet)-85-53/64" approx. length-replaced by 1M-5255	1	GM,OM, except 79	49-50
8M 5255-B		Pipe (muffler outlet)-94-3/4"-approx. length	1	GM79,OM79,LM79	49-51
1M 5255		Pipe (muffler outlet)-88-9/16"-approx. length-cut to length when replacing 8M-5255-A with 1M-5255	1	GM,OM,LM, except 79	49-51
MA 5255-A		Pipe (muffler outlet)-97-5/64"-approx. length	1	MA except 79	52
MA 5255-C		Pipe (muffler outlet)-95-39/64"-approx. length	1	MA79	52
MA 5255-F		Pipe (muffler outlet)-79-15/32" approx. formed length	1	MA except 76 & 79	53
MA 5255-G		Pipe (muffler outlet)-94" approx. formed length	1	MA76	53
MA 5255-H		Pipe (muffler outlet)-78" approx. formed length	1	MA79	53
		MA-55256-A "U" bolt (muffler inlet pipe)	1 or 2	MA	53
		AB-55260-B Bracket (muffler outlet pipe to frame)	1	MA except 76	52-53
		MA-55260-A Bracket (muffler outlet pipe to frame)	1	MA76	52-53
		40156-S8 Screw (self tapping)-5/16"-18 x 5/8"	2	MA	52-53
MA 5259-C		Bracket & insulator assy (muffler outlet pipe)-front	1	MA except 76	53
8M 5259		Clamp (muffler outlet pipe)-upper front	1	GM,OM,LM	49-51

CHASSIS PARTS CATALOGUE

Muffler—Continued


1952

PM-658

MUFFLER

Basic numbers only shown on illustration. Order by Part Numbers shown in list of parts.

PART NUMBER	QUANTITY	PART NAME	NO. REQ'D	MODEL	YEAR
AB 5259-A		Bracket & insulator assy (muffler outlet pipe)-front	1	MA except 76	52
MA 5259-A		Bracket & insulator assy (muffler outlet pipe)-front	1	MA76	52
		23439-S8 Bolt (carriage)-5/16"-24 x 1-1/4"-outlet pipe to brkt. & insulator	2	MA	52-53
		23440-S8 Bolt (rd-hd)-3/8"-16 x 1-1/4"-attaches clamp to muffler & outlet pipe	1	9M,OM,1M	49-51
		24387-S7 Bolt (hex-hd)-5/16"-24 x 1"-bracket to 55260	2	MA	52-53
		34807-S2 Lockwasher-3/8"	1	9M,OM,1M	49-51
		357624-S7 Lockwasher-5/16"	2	MA	52-53
		357624-S7 Lockwasher (special)-5/16"-to attach brkt. & insulator to brkt. muffler outlet	2	MA except 76	52-53
		357624-S7 Lockwasher-5/16"-support assy to bracket to frame	2	MA	53
		33798-S8 Nut (hex)-5/16"-24	4	MA	52-53
		33799-S7 Nut (hex)-3/8"-16	1	9M,OM,1M	49-51
		356329-S Washer (rect.)-21/64" diameter	2	MA76	52
		356329-S Washer (rect.)-21/64" diameter	2	MA	53

MERCURY

CHASSIS PARTS CATALOGUE

PART NUMBER	PART NAME	NO. REQ'D	MODEL	YEAR 19__
Muffler—Continued				
8M 5260	Clamp (muffler outlet pipe)-upper rear-half circle	2	9M,OM,1M	49-51
MA 5260-A	Clamp (muffler outlet pipe)-rear-full circle	1	MA	53
51A 5260-A	Clamp (muffler outlet pipe)-rear	1	MA	52
	23439-S8 Bolt (carriage)-5/16"-24 x 1-1/4"-clamp to outlet pipe	1	MA	52-53
	357624-S7 Lockwasher-5/16"	1	MA	52-53
	33798-S8 Nut (hex)-5/16"-24	1	MA	52-53
8M 5261	Bracket assy (muffler outlet pipe)-part of 8M-5029-A	1	9M,OM,1M, except 76	49-51
MA 5261-A	Bracket assy (muffler outlet pipe rear mounting)	1	MA except 79	52
MA 5261-B	Bracket & insulator assy (mufflet outlet pipe)-rear-1-1/32" from center bolt hole of bracket to edge	1	MA79	52
MA 5261-C	Bracket assy (muffler outlet pipe rear mounting)	1	MA except 79	53
MA 5261-D	Bracket & insulator assy (mufflet outlet pipe)-rear-29/32" from center bolt hole of bracket to edge	1	MA79	53
	23440-S8 Bolt (rd-hd)-3/8"-16 x 1-1/4"	2	9M,OM,1M	49-51
	34807-S2 Lockwasher-3/8"	2	9M,OM,1M	49-51
	33799-S7 Nut (hex)-3/8"-16	2	9M,OM,1M	49-51
	40156-S8 Screw (self tapping)-5/16" x 5/8"-brkt. to frame	1	MA except 79	52-53
8M 5265	Clamp (muffler outlet pipe)-lower front	1	9M,OM,1M	49-51
LA 5265-A	Clamp (muffler inlet pipe)-lower	1	1M	51
MA 5265-A	Clamp (muffler outlet pipe)-lower front-1-7/64" thick	1	MA for 52, MA except 76 for 53	52-53
MA 5265-B	Clamp (muffler outlet pipe)-front-"U" shaped	1	MA76	53
	44722-S8 Washer (flat)-5/16"	1	MA76	53
8CM 5267	Pipe assy (exhaust manifold crossover)-18-7/8" approx. formed length	1	9M,OM,1M	49-51
EAC 5267-A	Pipe assy (exhaust manifold crossover)-20-17/64" approx. formed length	1	MA	52-53
	34808-S8 Lockwasher-7/16"-exhaust manifold to crossover pipe	4	9M,OM,1M,MA	49-53
	33816-S Nut (hex)-7/16"-20	4	9M,OM,1M,MA	49-53
	88393-S Stud-7/16"-20 and 7/16"-14 x 1-1/2"-exhaust manifold (LH) crossover pipe	2	9M,OM,1M,MA	49-53
	88448-S Stud-7/16"-20 and 7/16"-14 x 2-3/16"-exhaust manifold & heat control to crossover pipe	2	9M,OM,1M,MA	49-53

CHASSIS PARTS CATALOGUE

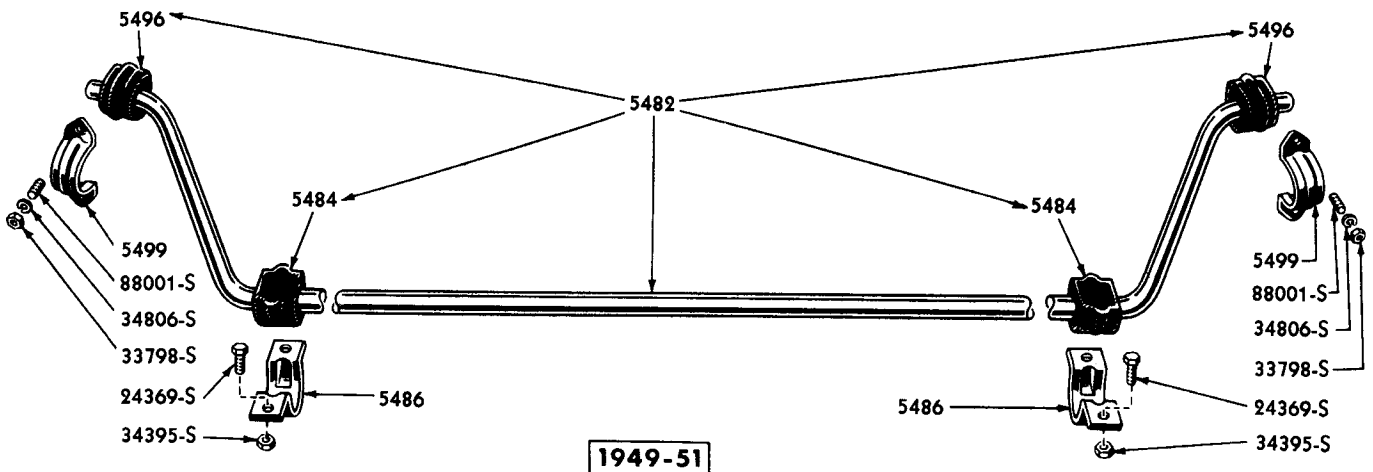
PART NUMBER	PART NAME	NO. REQ'D	MODEL	YEAR 19__
Muffler—Continued				
8M 5270	Bracket & insulator assy (muffler inlet pipe)-upper	1	9M,OM	49-50
1M 5270	Bracket & insulator assy (muffler inlet pipe)-upper	1	1M	51
48 5270	Clamp (muffler inlet pipe)	1	MA	52
MA 5270	Clamp (muffler inlet pipe)-3-7/16" approx. o/all length	1	MA	53
	23439-S8 Bolt (carriage)-5/16"-24 x 1-1/4"-to attach inlet pipe to muffler	1	MA	52-53
	357624-S7 Lockwasher-5/16"	1or2	MA	52-53
	33798-S8 Nut (hex)-5/16"-24	1or2	MA	52-53
	24387-S7 Bolt (hex head)-5/16"-24 x 1"-muffler inlet pipe bracket & insulator assy to frame	2	9M,OM,1M	49-51
	34443-S7-8 Locknut (hex)-5/16"-24	2	9M,OM,1M	49-51
	356329-S Washer (rectangular)-1" wide x 1-1/4" long	2	9M,OM,1M	49-51
	23440-S8 Bolt (rd-hd)-3/8"-16 x 1-1/4"	1	9M,OM,1M	49-51
	34807-S2 Lockwasher-3/8"	1	9M,OM,1M	49-51
	33799-S7 Nut (hex)-3/8"-16	1	9M,OM,1M	49-51
8M 5273-A	Bracket & insulator assy (muffler outlet pipe)-intermediate and rear	1or2	9M,OM,1M	49-51
8M 5273-B	Bracket & insulator assy (muffler outlet pipe)-intermediate	1	9M79,OM79,1M79	49-51
	24367-S7 Bolt (hex-hd)-5/16"-24 x 7/8"-outlet pipe bracket and insulator assy to frame	2	9M,OM,1M	49-51
	23440-S Bolt (rd-hd)-3/8"-16 x 1-1/4"	2	9M,OM,1M	49-51
	34443-S7-8 Locknut (hex)-5/16"-24	1	9M,OM,1M	49-51
	34807-S2 Lockwasher-3/8"	2	9M,OM,1M	49-51
	33799-S7 Nut (hex)-3/8"-16	2	9M,OM,1M	49-51
	356329-S Washer (rectangular)-1" wide x 1-1/4" long	2	9M,OM,1M	49-51
8M 5280	Clamp (muffler outlet pipe)-lower rear	2	9M,OM,1M	49-51
	24387-S7 Bolt (hex-hd)-5/16"-24 x 1"-support assy to brkt. outlet pipe to frame	1	MA76	53
	33798-S8 Nut (hex)-5/16"-24	1	MA76	53
	357624-S7 Lockwasher-5/16"	1	MA76	53
	356329-S Washer (rectangular)-21/64" dia.	1	MA76	53
MA 5288-C	Support assy (muffler outlet pipe)-front	1	MA76	53
8M 5298	Clamp (muffler inlet pipe)-lower-3-11/16" approx. formed length	1	9M,OM	49-50
1M 5298	NS Clamp (muffler inlet pipe)-lower-repl. by LA-5265-A-4-3/8" approx. length formed	1	1M	51
	LA-5265-A Clamp (muffler inlet pipe)-lower	1	1M	51
AB 5298-A	Plate (muffler pipe insulator)-upper front	2	MA except 76	52-53

MERCURY

CHASSIS PARTS CATALOGUE

PART NUMBER	QUANTITY	PART NAME	NO. REQ'D	MODEL	YEAR 19__
Front Spring					
8M 5310-C		Spring (front)-Yellow paint spots-approximate free length 15-1/2"	2	9M72-74, OM72-74, 1M72-74	49-51
8M 5310-D		Spring (front)-H/D-special equipment-Green paint spots-approximate free length 14-9/16"	2	9M (also std. equipt. 9M79, OM79, 1M79)	49-51
OM 5310-A		Spring (front)-Aluminum paint spots-approximate free length 14-29/32"	2	9M76, OM76, 1M76	49-51
AB 5310-F		Spring (front)-Red paint stripe-approximate free length-14-3/4"	2	MA except 76 & 79	52-53
AB 5310-H	NS	Spring (front)-Orange paint stripe-approximate free length-13-39/64"-use WA-5310-E	2	MA79	52
AB 5310-K		Spring (front)-Aluminum paint stripe-approximate free length-14-31/32"	2	MA76	52-53
MA 5310-D	NS	Spring (front)-Brown paint spots-approximate free length-14-11/16"	2	MA76	52
MA 5310-E		Spring (front)-Purple paint stripe-approx. free length-14-3/32"	2	MA79	52-53
8A 5333		Nut (rear spring clip)-1/2"-20	8	9M, OM, 1M	49-51
OM 5334		Liner (rear spring clamp)-Rubber-cut to length-7-3/4" long	as reqd	9M, OM, 1M, MA	49-53
8A 5334-F		Liner (rear spring clamp)-Rubber-7" long	4	MA except 79	52-53
OM 5355		Shim (front spring)-Steel-4-9/64" I.D.-5-25/32" O.D. x .149 thick	as reqd	9M, OM, 1M	49-51
8A 5355		Shim (front spring)-Steel-4" I.D. x 5-5/8" O.D.	as reqd	MA	52-53
OM 5363		Retainer (front spring shim)	as reqd	9M, OM, 1M	49-51
8M 5414-A		Insulator (front suspension coil spring)-lower-3-39/64" I.D. x 4-31/32" O.D.	2	9M, OM, 1M	49-51
8M 5415-A		Insulator (front suspension coil spring)-upper-5-3/4" O.D. x 3-31/32" I.D.	2	9M, OM, 1M	49-51
8A 5415-A		Insulator (front suspension coil spring)-upper-5-1/2" O.D. x 3-3/4" I.D.	2	MA	52-53

Front Stabilator



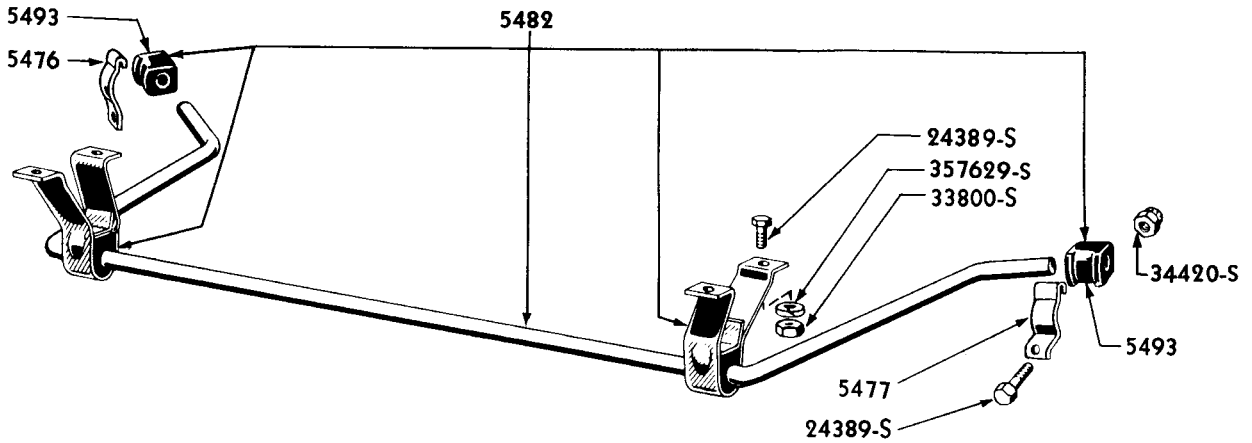
PL-156

FRONT STABILATOR

Basic numbers only shown on illustration. Order by Part Numbers shown in list of parts.

CHASSIS PARTS CATALOGUE

Front Stabilator—Continued


1952-53

PM-526

FRONT STABILATOR

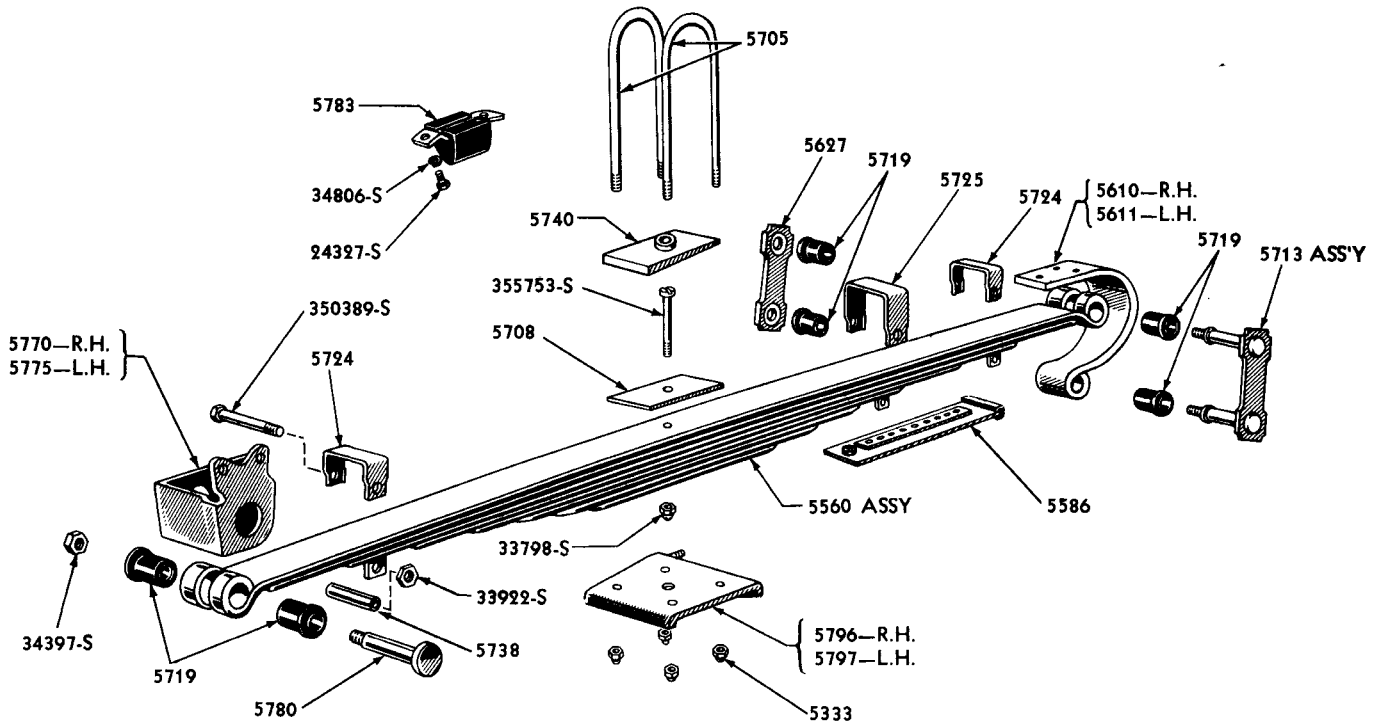
Basic numbers only shown on illustration. Order by Part Numbers shown in list of parts.

PART NUMBER	CLASS	PART NAME	NO. REQ'D	MODEL	YEAR 19__
MA 5476-A		Retainer (stabilator to suspension lower arm)-outer-R.H.	1	MA	52-53
MA 5477-A		Retainer (stabilator to suspension lower arm)-outer-L.H.	1	MA	52-53
		24389-S Bolt (hex-hd)-3/8"-24 x 1"-retainer to lower arm	2	MA	52-53
		34420-S Nut (lock)-3/8"-24-retainer to lower arm	2	MA	52-53
8M 5482		Stabilator assy-consists of (2) 8L-5484 Insulator, (1) 8M-5494 Bar & (2) 8M-5496 Bushing	1	9M, 0M, 1M	49-51
MA 5482-B		Stabilator assy	1	MA	52-53
		33800-S Nut (hex)-3/8"-24-stabilator to frame	4	MA	52-53
		357629-S Lockwasher (special)-3/8"-stabilator to frame	4	MA	52-53
		24389-S Bolt (hex-hd)-3/8"-24 x 1"-stabilator to frame	4	MA	52-53
8L 5484		Insulator (stabilator bar to frame)-Rubber	2	9M, 0M, 1M	49-51
8M 5486		Bracket (stabilator to frame)	2	9M, 0M, 1M	49-51
		24389-S Bolt (hex-hd)-3/8"-24 x 1"-stabilator bracket to frame	4	9M, 0M, 1M	49-51
8A 5493-B		Insulator (stabilator to suspension lower arm)	2	MA	52
AB 5493-B		Insulator (stabilator to suspension lower arm)	2	MA	53
		34395-S Locknut (hex)-3/8"-24	4	9M, 0M, 1M	49-51
8M 5496		Bushing (stabilator to spindle support)-Rubber	2	9M, 0M, 1M	49-51
8M 5499		Bracket (stabilator to spindle support)	2	9M, 0M, 1M	49-51
		34806-S Lockwasher-5/16"	4	9M, 0M, 1M	49-51
		33798-S Nut (hex)-5/16"-24	4	9M, 0M, 1M	49-51
		88351-S Stud-5/16"-18 & 5/16"-24 x 7/8"-stabilator bracket to spindle support	4	9M, 0M, 1M	49-51

MERCURY

CHASSIS PARTS CATALOGUE

Rear Springs, Hangers and Clips



1949-51

PM-565

REAR SPRINGS, HANGERS AND CLIPS

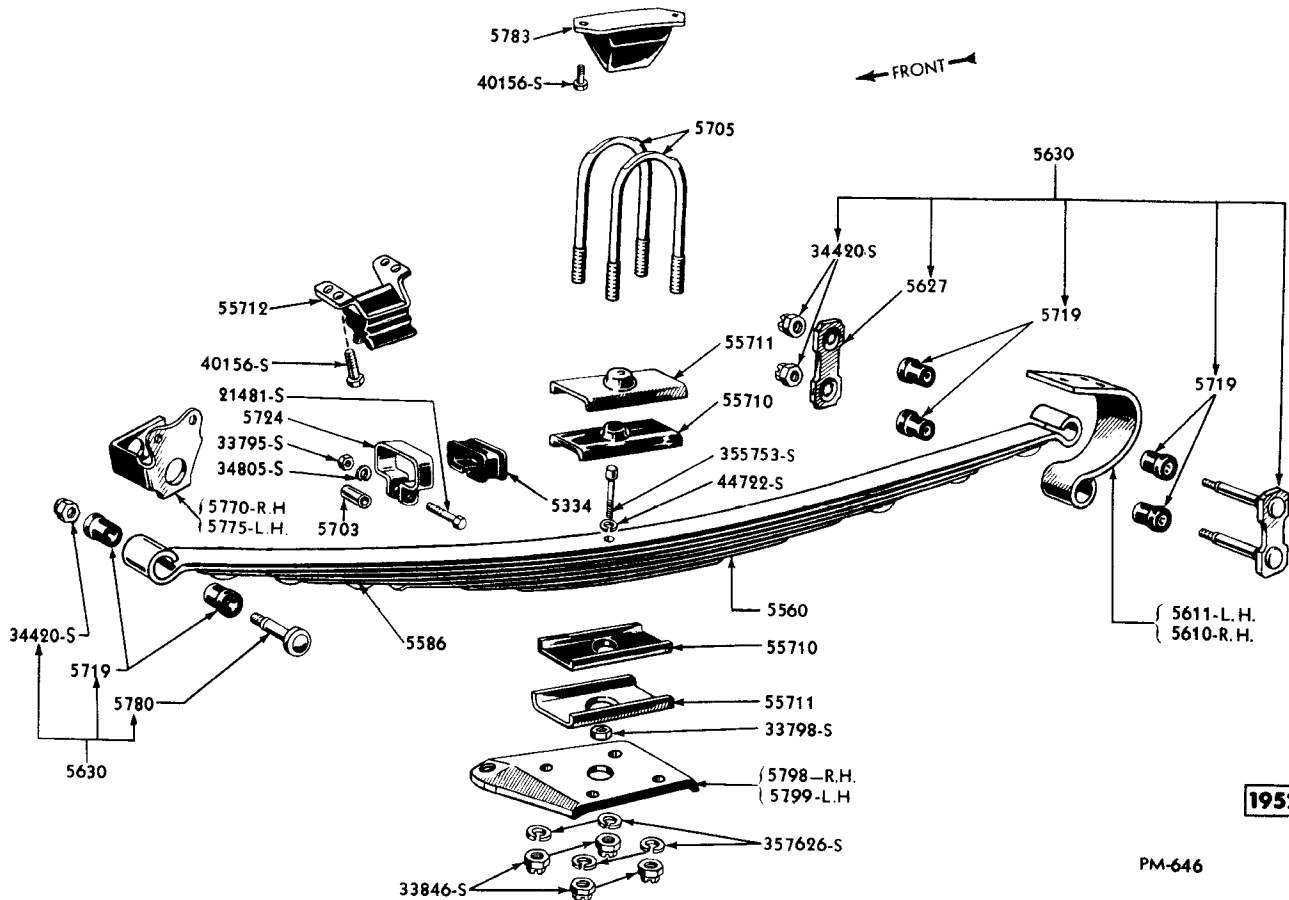
Basic numbers only shown on illustration. Order by Part Numbers shown in list of parts.

PART NUMBER	QTY	PART NAME	NO. REQ'D	MODEL	YEAR 19
*8M 5560-A		Spring assy (rear)-std.-8 leaf-880 lb. load-used on approximately 200 cars-model 9M76	2	9M72-74, 0M72-74, 1M72-74	49-51
*8M 5560-B	NS	Spring assy (rear)-std. 1150 lb. load-replaced by 8M-5560-E	2	9M79	49
*8M 5560-C	NS	Spring assy (rear)-standard-8 leaf-800 lb. load-replaced by 8M-5560-A	2	9M72, 0M72	49
*8M 5560-D		Spring assy (rear)-H/D-9 leaf-880 lb. load	2	9M72-74, 0M72-74, 1M72-74	49-51
*8M 5560-E		Spring assy (rear)-std.-10 leaf-1350 lb. load	2	9M79, 0M79, 1M79	49-51
*8L 5560-A		Spring assy (rear)-standard-8 leaf-940 lb. load	2	9M76, 0M76, 1M76	49-51
*8L 5560-A		Spring assy (rear)-standard-8 leaf-940 lb. load-used on approximately 250 cars	2	9M74	49
*8L 5560-B		Spring assy (rear)-H/D-9 leaf-940 lb. load	2	9M76, 0M76, 1M76	49-51

* Part number stamped on under side of bottom leaf

CHASSIS PARTS CATALOGUE

Rear Springs, Hangers and Clips - Continued



REAR SPRINGS, HANGERS AND CLIPS

Basic numbers only shown on illustration. Order by Part Numbers shown in list of parts.

PART NUMBER	QUANTITY	PART NAME	NO. REQ'D	MODEL	YEAR
*MA 5560-A		Spring assy (rear)-standard-8 leaf-860 lb. load	2	MA60-70-73	52
*MA 5560-B		Spring assy (rear)-standard-10 leaf-1200 lb. load	2	MA79	52
*MA 5560-C		Spring assy (rear)-H/D-8 leaf-920 lb. load	2	MA except 79	52
*MA 5560-D		Spring assy (rear)-9 leaf-960 lb. load	2	MA except 79	52
*MA 5560-E		Spring assy (rear)-standard-8 leaf-900 lb. load	2	MA76	52
MA 5560-F		Spring assy (rear)-standard-8 leaf-800 lb. load	2	MA60-70-73	53
MA 5560-G		Spring assy (rear)-standard-8 leaf-840 lb. load	2	MA76	53
MA 5560-H		Spring assy (rear)-H/D-8 leaf-860 lb. load	2	MA60-70-73	53
MA 5560-J		Spring assy (rear)-H/D-9 leaf-900 lb. load	2	MA76	53
		351656-S2 Bolt (special head)-center-5/16"-24 x 3-1/4"	2	9M,0M,1M, except 79	49-51

* Part number stamped on under side of bottom leaf

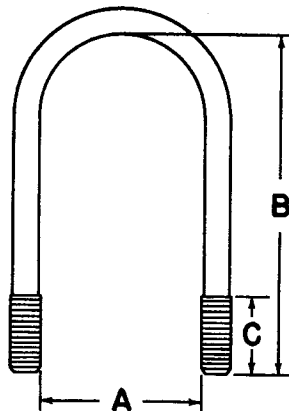
MERCURY

CHASSIS PARTS CATALOGUE

PART NUMBER	PART NAME	NO. REQ'D	MODEL	YEAR
Rear Springs, Hangers and Clips - Continued				
AB 55710-A	Insulator (rear spring center mounting)-Rubber	4	MA	52-53
AB-55711-A	Retainer (rear spring center mounting insulator)-4-63/64" long x 2-19/64" wide	4	MA	52-53
355753-S	Bolt (special head)-center-5/16"-24 x 2-3/4"	2	GM,OM,LM,MA except 79	49-53
350389-S2	Bolt (special head)-5/16"-18 x 2-7/16"-for spring clamp	6	GM,OM,LM	49-51
355789-S	Bolt (rd-hd)-center-5/16"-24 x 2-7/8"	2	MA except 79	52-53
355790-S	Bolt (rd-hd)-center-5/16"-24 x 3-23/64"	2	MA	52-53
355793-S	Bolt (rd-hd)-center-5/16"-24 x 3-7/32"	2	MA	52-53
356700-S	Bolt (special head)-center-5/16"-24 x 3-3/4"	2	GM79,OM79,LM79	49-51
33798-S8	Nut (hex)-5/16"-24-center bolt	2	GM,OM,LM,MA	49-53
33922-S2	Nut (hex check)-5/16"-18-spring clamp	6	GM,OM,LM	49-51
44722-S8	Washer (flat)-5/16"	2	MA	52-53
LAK 5560-A	Kit (rear spring service leaf)-consists of the following (2) OM-5565 Leaf (2) 33798-S8 Nut (2) 355753-S Bolt	1	GM,OM	49-50
GM 5586	Insert assy (rear spring)-packaged 8 pieces to carton-amount necessary for one rear spring	16	GM,OM,LM,MA	49-53
GM 5610	Hanger (rear spring shackle)-rear-R.H.-5-1/2" from top face to center of 1" dia. shackle stud hole	1	GM,OM	49-50
OM 5610	Hanger (rear spring shackle)-rear-R.H.-1/2" from top face to center of 1" dia. shackle stud hole	1	OM,LM	50-51
AB 5610-A	Hanger (rear spring shackle)-rear-R.H.-4-1/2" from top face to center of 55/64" dia. shackle stud hole	1	MA	52-53
GM 5611	Hanger (rear spring shackle)-rear-L.H.-5-1/2" from top face to center of 1" dia. shackle stud hole	1	GM,OM	49-50
OM 5611	Hanger (rear spring shackle)-rear-L.H.-4-1/2" from top face to center of 1" dia. shackle stud hole	1	OM,LM	50-51
AB 5611-A	Hanger (rear spring shackle)-rear-L.H.-4-1/2" from top face to center of 55/64" dia. shackle stud hole	1	MA	52-53
	350018-S2 Bolt (hex-hd)-3/8"-24 x 1"	2or4	GM,OM,LM	49-51
	34807-S2 Lockwasher-3/8"	2or4	GM,OM,LM	49-51
	357629-S7 Lockwasher-3/8"	4	MA	52-53
	33800-S8 Nut (hex)-3/8"-24	2	MA	52-53
	34445-S7-8 Nut (hex)-3/8"-24	2or4	GM,OM,LM	49-51
	65071-S Rivet (rd-hd pointed)-3/8" x 1-3/16"	as reqd	GM,OM,LM,MA	49-53

CHASSIS PARTS CATALOGUE

PART NUMBER	CLASS	PART NAME	NO. REQ'D	MODEL	YEAR 19__
Rear Springs, Hangers and Clips—Continued					
8M 5627-B		Bar (rear spring shackle)-outer-bar has oval ends	2	9M	49
OM 5627-A	NS	Bar (rear spring shackle)-repl. by OM-5630 Kit	2	OM	50
OM 5627-B		Bar (rear spring shackle)-outer	2	OM, 1M	50-51
		34397-S7 Locknut (hex)-7/16"-20	6	9M, OM, 1M	49-51
1A 5627-A		Bar (rear spring shackle)-outer	2	MA	52-53
8M 5630-A		Kit (rear spring rear shackle and front bolt)- consists of the following	2	9M	49
		(1) 8M-5627-A Bar (1) 8M-5713-A Studs & shackle			
		(6) 8M-5719 Bushing (1) 8M-5780 Pin			
		(3) 34397-S7 Locknut			
OM 5630		Kit (rear spring rear shackle and front bolt)- consists of the following	2	OM, 1M	50-51
		(1) OM-5627-B Bar (1) OM-5713-A Studs & shackle			
		(6) 8M-5719 Bushing (1) 8M-5780 Pin			
		(3) 34397-S7 Locknut			
MCK 5630-A		Kit (rear spring rear shackle & front bolt)- consists of the following	2	MA	52-53
		(1) 1A-5627-A Bar (1) MA-5713-A Shackle			
		(6) 8A-5719 Bushing (1) MA-5780-A Stud & Washer			
		(3) 34420-S8 Locknut			
8A 5703		Spacer (spring clamp)-11/32" O.D. x 1" long-slotted- used with OM-5724	as reqd	OM, 1M, MA	50-53



PL-223

REAR SPRING CLIP CHART

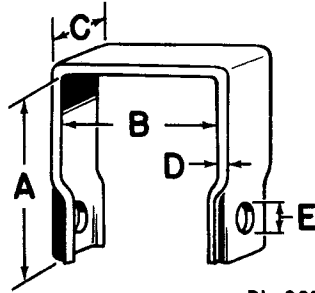
PART NUMBER	CLASS	A	B	C	THREAD SIZE	NO. REQ'D	MODEL	YEAR 19__
*8M 5705-G		2-1/2"	7-5/32"	1-1/4"	1/2"-20	4	9M, OM, 1M, except 79	49-51
*8M 5705-H		2-1/2"	7-25/32"	1-1/4"	1/2"-20	4	9M, OM, 1M, except 79	49-51
*8M 5705-J		2-1/2"	8-3/32"	1-1/4"	1/2"-20	4	9M79, OM79, 1M79	49-51
†MA 5705-A		2-27/32"	7-27/32"	1-1/2"	1/2"-20	4	MA60-70-73	52
MA 5705-E		2-1/2"	8-11/16"	3"	1/2"-20	4	9M, OM, 1M, MA79	49-53
MA 5705-F		2-27/32"	8-13/64"	4"	1/2"-20	4	MA except 79	52-53

* With flat at closed end, inner side

† Used with Heavy Duty Springs

CHASSIS PARTS CATALOGUE

Rear Springs, Hangers and Clips – Continued



PL-922

REAR SPRING INNER CLAMP CHART

PART NUMBER	CLASS	A	B	C	D	E	NO. REQ'D	MODEL	YEAR 19__
8M 5725-A		2-25/32"	2-7/64"	1"	3/32"	11/32"	2	9M,OM,1M, except 79	49-51
*8M 5725-B	NS	2-9/16"	2-7/64"	1"	3/32"	11/32"	2	9M72	49
**8M 5725-C	NS	3-1/16"	2-7/64"	1"	3/32"	11/32"	2	9M72-74-76	49
8H 5725-A		2-25/32"	2-7/64"	1"	3/32"	11/32"	2	9M79,OM79	49-50
8H 5725-B		3-5/32"	2-7/64"	1"	3/32"	11/32"	2	9M,OM	49-50
8M 5725-D		2-11/16"	2-7/64"	1"	3/32"	11/32"	2	9M72,OM72	49-50

PART NUMBER	CLASS	PART NAME	NO. REQ'D	MODEL	YEAR 19__
		21481-S2 Bolt (hex-hd)-1/4"-20 x 1-3/4"-for attaching OM-5724-A,B,C, D and E to spring	4	9M,OM	49-50
		21481-S2 Bolt (hex hd)-1/4"-20 x 1-3/4"-rear clamp to rear spring	6	MA	52-53
		350389-S2 Bolt (special head)-5/16"-18 x 2-7/16"-for spring clip	6	9M,OM,1M	49-51
		34805-S8 Lockwasher-1/4"-used with 21481-S2	4	9M,OM	49-50
		34805-S8 Lockwasher-1/4"	6	MA	52-53
		33795-S7 Nut (hex)-1/4"-20-used with 21481-S2	4	9M,OM,1M	49-51
		33795-S7 Nut (hex)-1/4"-20	6	MA	52-53
		33922-S2 Nut (hex check)-5/16"-18-used with 350389-S2	6	9M,OM,1M	49-51
		OM-5334 Liner (rear spring clamp)-Rubber-cut to length-used with OM-5724-A,B,C,D & E, 8A-5724-C,E	as reqd	9M,OM,1M	49-51
8M 5738		Spacer (rear spring clip clamp)-13/32" O.D. x 1-3/4" long	6	9M,OM	49-50
8M 5740		Shim assy (rear spring seat)-flat, tapered-for elevating differential at forward end	2	9M,OM	49-50
8M 5770		Hanger assy (rear spring)-front-RH	1	9M,OM,1M	49-51
MA 5770-A		Hanger (rear spring)-RH	1	MA	52-53
8M 5775		Hanger assy (rear spring)-front-LH	1	9M,OM,1M	49-51
MA 5775-A		Hanger (rear spring)-LH	1	MA	52-53

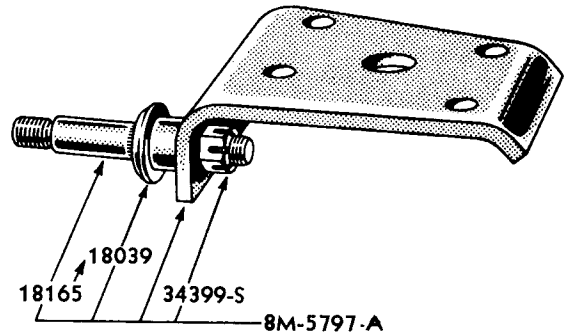
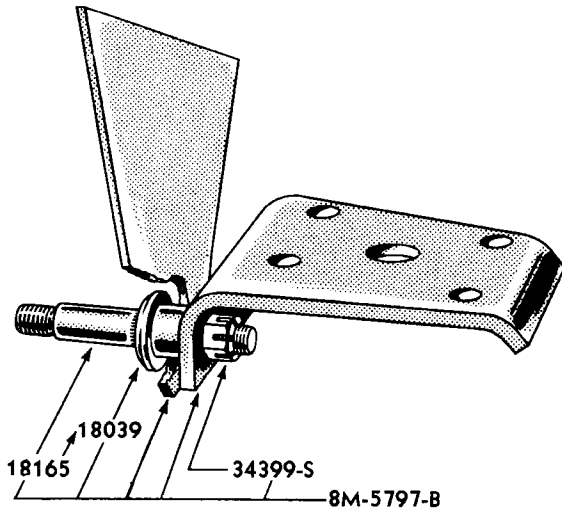
* Replaced by 8M-5725-A

** Replaced by 8H-5725-B

MERCURY

CHASSIS PARTS CATALOGUE

Rear Springs, Hangers and Clips – Continued



PM-581

REAR SPRING CLIP PLATES

Basic numbers only shown on illustration. Order by Part Numbers shown in list of parts.

PART NUMBER	CLASS	PART NAME	NO. REQ'D	MODEL	YEAR 19__
8M 5780-A	NS	Pin assy (rear spring)-front-replaced by 8M-5630-A or OM-5630	2	9M,OM,1M	49-51
		34397-S7 Locknut (hex)-7/16"-20	2	9M,OM,1M	49-51
8M 5783-A		Bumper assy (rear axle)-2-1/4" long-conical	2	9M except 79	49
8M 5783-B		Bumper assy (rear axle)-3-5/32" long-conical	2	9M79,OM79,1M79	49-51
8M 5783-C		Bumper assy (rear axle)-oblong tapered	2	9M,OM,1M, except 79	49-51
8M 5783-C		Bumper assy (floor pan)-oblong tapered	1	9M,OM,1M, except 79	49-51
MA 5783-A		Bumper assy (rear axle)-with 2" long x 1-53/64" wide rubber bumper	2	MA	52-53
		MA-55712-A Bumper assy (rear spring)-with 2" long x 2-19/64" wide rubber bumper	2	MA	52-53
		24327-S7 Bolt (hex head)-5/16"-24 x 5/8"-bumper to frame	4	9M,OM	49-50
		24327-S7 Bolt (hex-hd)-5/16"-24 x 5/8"-bumper to floor pan	2	9M,OM,1M, except 79	49-51
		34806-S7 Lockwasher-5/16"	4	9M,OM,1M	49-51
		40156-S8 Screw (hex-hd)-5/16"-18 x 5/8"-bumper to frame	12	1M,MA	51-53

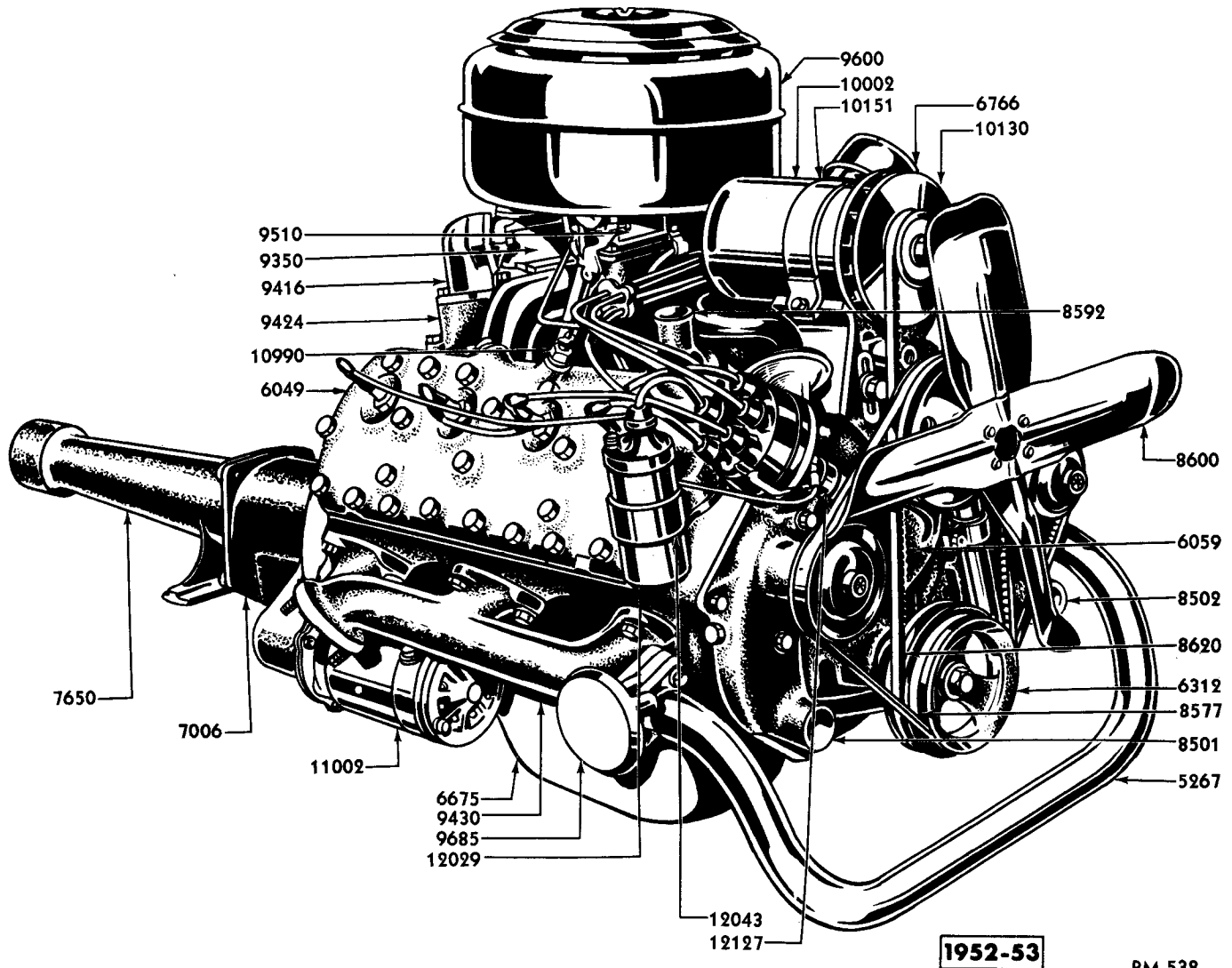
CHASSIS PARTS CATALOGUE

PART NUMBER	PART NAME	NO. REQ'D	MODEL	YEAR 19__
Rear Springs, Hangers and Clips—Continued				
8M 5796-A	Plate assy (rear spring clip)-R.H.-use with standard spring-with 8M-18165-A Stud	1	9M, 0M, 1M	49-51
8M 5796-B	Plate, stone guard & stud assy (rear spring clip)-R.H.-use with heavy duty spring-with 8M-18165-B Stud	1	9M, 0M	49-50
8M 5797-A	Plate assy (rear spring clip)-L.H.-use with standard spring-with 8M-18165-A Stud	1	9M, 0M, 1M	49-51
8M 5797-B	Plate, stone guard & stud assy (rear spring clip)-L.H.-use with heavy duty spring-with 8M-18165-B Stud	1	9M, 0M	49-50
8M-18165-A	Stud & washer assy (rear shock absorber)-upper & lower-use with std. springs-see chart	4	9M, 0M, 1M	49-51
8M-18165-B	Stud & washer assy (rear shock absorber)-lower-use with H/D springs-see chart	2	9M, 0M	49-50
8M-18152	Stud assy (rear shock absorber)-upper-used with H/D springs-see chart	2	9M, 0M, 1M	49-51
34399-88	Locknut (hex)-1/2"-20-stud to plate	2	9M, 0M, 1M	49-51
AB 5798-A	Plate (rear spring U-bolt)-R.H.-4-59/64" wide at small end	1	MA, except 79	52-53
MA 5798-B	Plate (rear spring U-bolt)-R.H.-4-15/64" wide at small end	1	MA79	52-53
AB 5799-A	Plate (rear spring U-bolt)-L.H.-4-59/64" wide at small end	1	MA, except 79	52-53
MA 5799-B	Plate (rear spring U-bolt)-L.H.-4-15/64" wide at small end	1	MA79	52-53
8L 5818	Plate (frame front cross member lower reinf.)-R.H.-35-1/16" long	1	9M76	49
8L 5819	Plate (frame front cross member lower reinf.)-L.H.-35-1/16" long	1	9M76	49
8L 5822	Plate (frame rear cross member lower reinf.)-R.H.	1	9M76	49
8L 5823	Plate (frame rear cross member lower reinf.)-L.H.	1	9M76	49
AB 5832-A	Reinforcement (front cross member) engine support	2	MA	52-53

MERCURY

CHASSIS PARTS CATALOGUE

Cylinder and Engine Supports

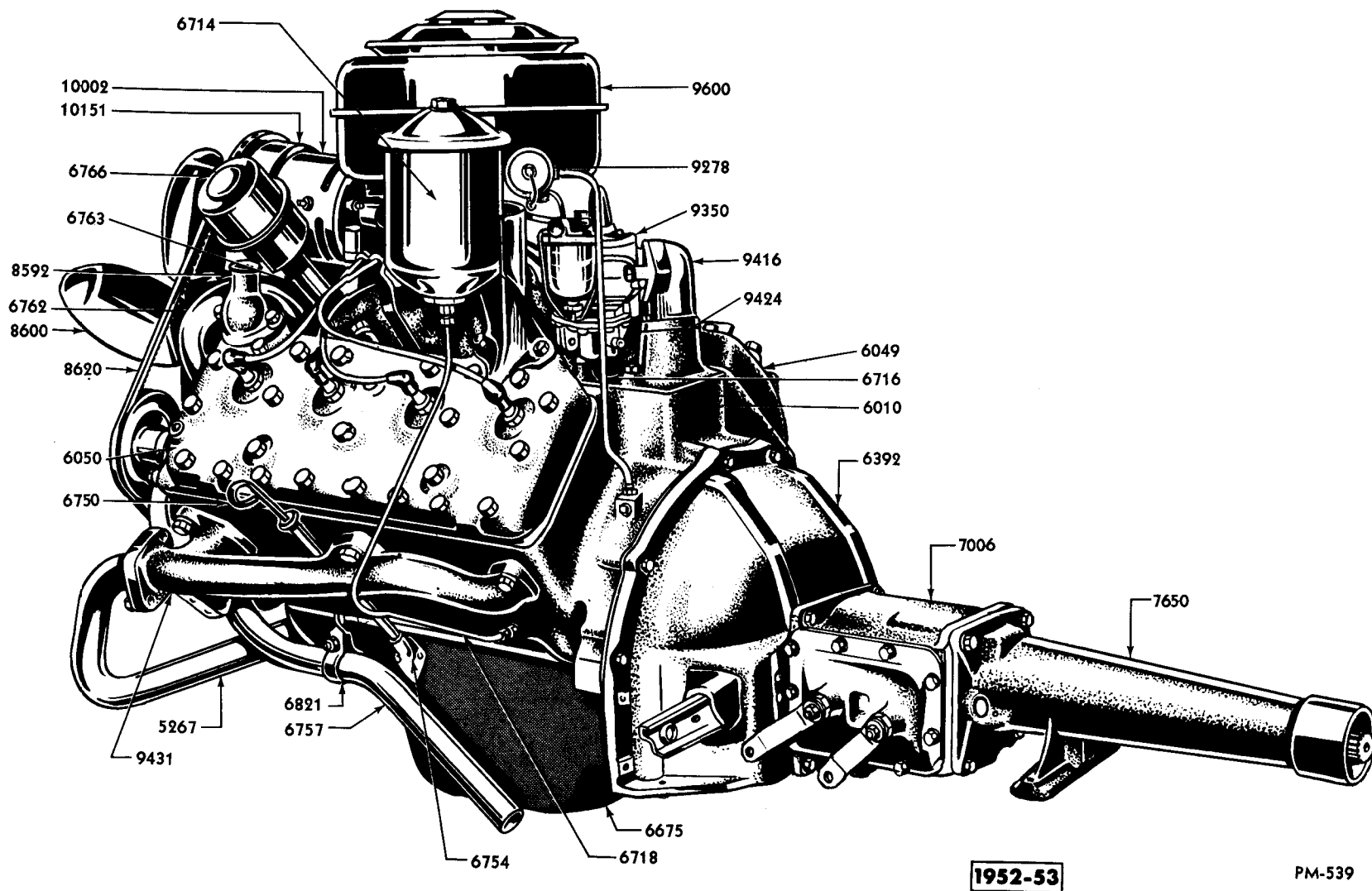


ENGINE (WITH TRANSMISSION)

Basic numbers only shown on illustration. Order by Part Numbers shown in list of parts.

PART NUMBER	UNDPRTD	PART NAME	NO. REQ'D	MODEL	YEAR
MAK 6008-B		Kit (engine overhaul gasket)-consists of the following	1	9M,OM,1M,MA	49-53
		(1) 8BA-6020 Gasket (1) 8CM-6051 Gasket			
		(1) 8CM-6083 Gasket (1) 8BA-6521 Gasket			
		(1) 8BA-6619 Gasket (1) 41A-6626 Gasket			
		(1) 1CM-6659-A Gasket (1) 8BA-6669-A Gasket			
		(1) B-6700-A Packing (1) 1BA-6701-B Seal			
		(1) B-6734 Gasket (1) 86H-6734 Gasket			
		(1) 8BA-6781 Kit (oil pan)			
		(2) 8BA-8255-B Gasket (2) 8BA-8507 Gasket			
		(1) 48-9374 Gasket (1) 7RA-9417 Gasket			
		(1) 1CM-9417 Gasket (1) 8CM-9433 Kit			
		(1) 1CM-9447-A Gasket (1) B-12410 Gasket			

Cylinder and Engine Supports—Continued



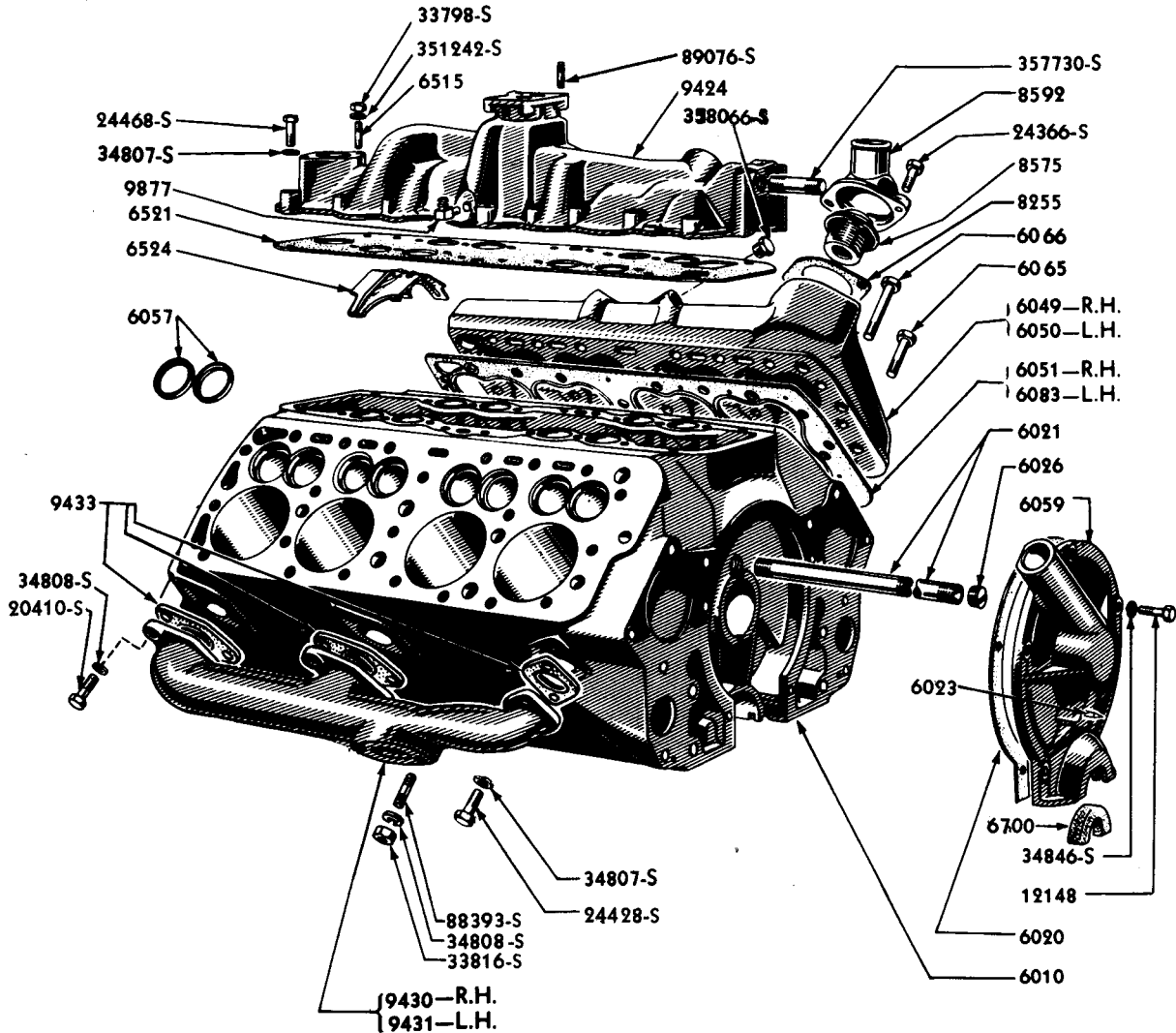
1952-53

PM-539

ENGINE (WITH TRANSMISSION)

Basic numbers only shown on illustration. Order by Part Numbers shown in list of parts.

Cylinder and Engine Supports—Continued



PM-530

CYLINDER BLOCK AND RELATED PARTS

Basic numbers only shown on illustration. Order by Part Numbers shown in list of parts.

PART NUMBER	QTY	PART NAME	NO. REQ'D	MODEL	YEAR
1CM 6009-A		Cylinder assy-with valve inserts	1	9M,OM,1M,MA	49-53
EAC 6009-A	NS	Cylinder assy-part number changed to 1CM-6009-A	1	MA	52
1BA 6010-A	NS	Block assy (cylinder)-replaced by 1CM-6010-A	1	9M,OM,1M,MA	49-52
1CM 6010-A		Block assy (cylinder)-with Blue marked bearing caps	1	9M,OM,1M,MA	49-53
		358064-S7 Plug (pipe)-1/8"-oil filter return line hole-when oil filter is not used	1	9M,OM,1M,MA	49-53
		353055-S7 Plug (extended head pipe)-cyl. block'oil line	1	MA	52-53

● Includes Crankshaft, Camshaft, Pistons, Pins, Rings, Connecting Rods, etc., less Cylinder Heads and Oil Pan-(Flywheel, Clutch Plate, Clutch Housing and Flywheel Housing-not included in basic 6009)

CHASSIS PARTS CATALOGUE

PART NUMBER	NO. REQ'D	PART NAME	MODEL	YEAR
Cylinder and Engine Supports—Continued				
	1	353052-S5 Plug (headless pipe)-1/8" x 3/8"-cyl. block rear oil line	9M,OM,1M,MA	49-53
●8CM 6011-C	1	NS Cyl. assy-uses 8BA-6312-B c/shaft pulley assy-repl. by 1CM-6009-A	9M,OM,1M	49-51
8BA 6020	1	Gasket (cylinder front cover)	9M,OM,1M,MA	49-53
8BA 6021	1	Pipe (cylinder block oil)	9M,OM,1M,MA	49-53
8BA 6023	1	Pointer (timing)-1-9/64" o/all length-used with 8BA-6059	9M,OM,1M,MA	49-53
OBA 6023	1	Pointer (timing)-1-9/16" o/all length-used with OBA-6059-A	9M,OM,1M,MA	49-53
8BA 6025	1	Bushing (fuel pump push rod)	9M,OM,1M,MA	49-53
7HA 6026-A	1	Plug (cylinder block oil line)-3/8"-18-standard pipe thread with slotted head	9M,OM,1M,MA	49-53
1HA 6026-A	1	Plug (cylinder block oil line)-3/8"-18	1M,MA	51-53
8M 6028	1	Bracket assy (engine front support)-R.H.-used with 8M-5019-B front cross member assy-with (2) 1-9/32" diameter holes	9M,OM,1M	49-51
*MAK 6028-A	1	Kit (frame conversion)-engine front supports-consists of the following (1) 8M-2153-A Bracket (1) 8M-6028 Bracket (1) 8M-6029 Bracket (2) 8M-6038-B Insulator (2) 8M-6039 Insulator (1) 24389-S8 Bolt (2) 33983-S7 Nut (1) 34445-S7 Nut (2) 34811-S2 Lockwasher(2) 72017-S Cotter pin (2) 350721-S8 Nut	9M,OM,1M	49-51
8M 6029	1	Bracket assy (engine front support)-L.H.-used with 8M-5019-B front cross member assy-with (2) 1-9/32" diameter holes	9M,OM,1M	49-51
**8M 6038-A	2	Insulator assy (engine front)-used with 8M-5019-A front crossmember assy-with (4) 41/64" dia. holes	9M	49
*8M 6038-B	2	Insulator assy (engine front)-used with 8M-5019-B front crossmember assy-with (2) 19/32" dia. holes	9M,OM,1M	49-51
	2	350530-S8B Bolt (shoulder)-5/8"-18 x 1-1/16"-support to frame-used with 8M-6038-A	9M	49
	2	34811-S2 Lockwasher-5/8"-support to engine	9M,OM,1M	49-51
	2	34811-S2 Lockwasher-5/8"-support to frame-used with 8M-6038-A	9M	49

● Includes Crankshaft,Camshaft,Pistons,Pins,Rings,Connecting Rods,etc.,less Cylinder Heads and Oil Pan.

** Used with Frames 8M-5005-A,B or C also Front Cross Member Assembly 8M-5019-A

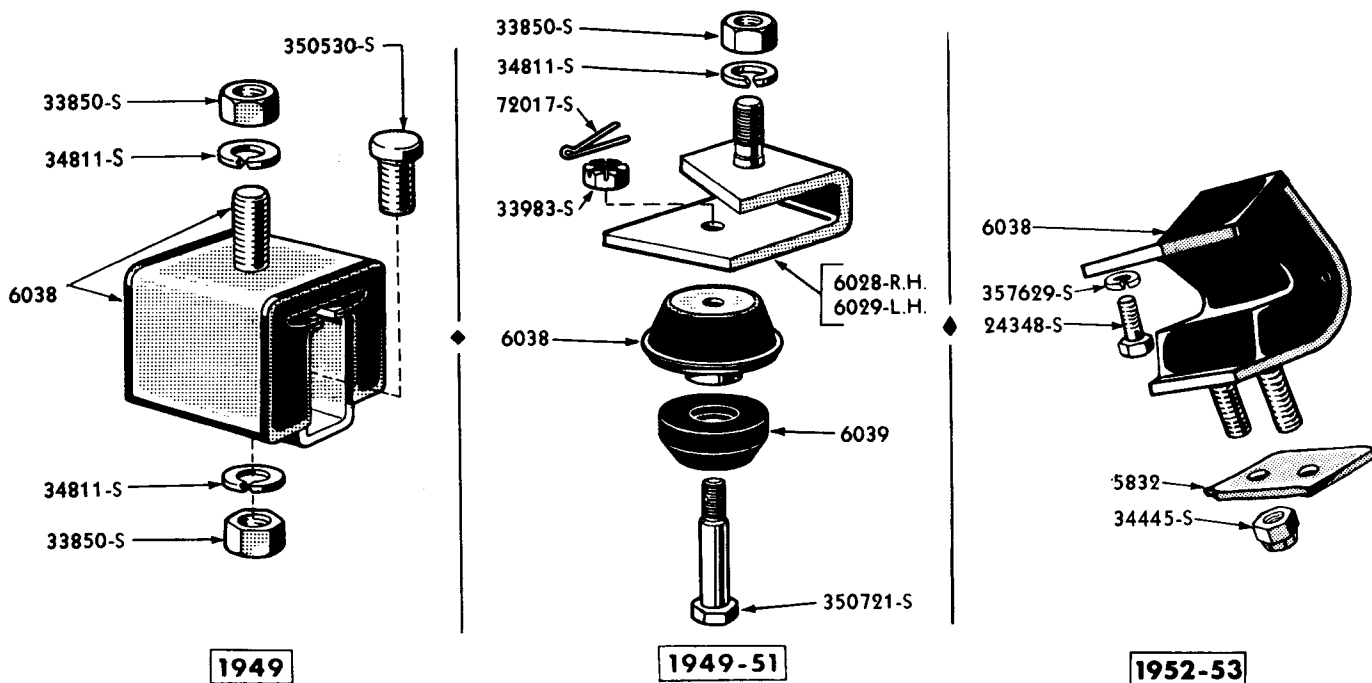
* Used with Frames 8M-5005-D,E or F also 8M-5019-B Front Cross Member Assembly

‡ Used when replacing oblong rubberized type support with tapered puck type rubber support

MERCURY

CHASSIS PARTS CATALOGUE

PART NUMBER	QUANTITY	PART NAME	NO. REQ'D	MODEL	YEAR
Cylinder and Engine Supports—Continued					
		33850-S2 Nut (hex)-5/8"-18-support to engine	2	9M,OM,1M	49-51
		33850-S2 Nut (hex) 5/8"-18-support to frame-used with 8M-6038-A	2	9M	49
		33983-S7 Nut (hex slotted)-1/2"-20-insulator assy to front engine support bracket assy-used with 8M-6038-B	2	9M,OM,1M	49-51



ENGINE FRONT SUPPORTS

PM-552

ENGINE FRONT SUPPORTS

Basic numbers only shown on illustration. Order by Part Numbers shown in list of parts.

PART NUMBER	QUANTITY	PART NAME	NO. REQ'D	MODEL	YEAR
8M 6038-B		Insulator assy (engine rear)-upper-use with OM-6054 and 1M-6054-B	1	OM,1M	50-51
MA 6038-A	NS	Insulator assy (engine front support)-replaced by MA-6038-B	2	MA	52
MA-6038-B		Insulator assy (engine front support)	2	MA	52-53
		24348-S8 Bolt (hex head)-3/8"-16 x 3/4"-MA-6038-B to engine	4	MA	52-53
		34445-S7 Locknut-3/8"-MA-6038-B to frame	4	MA	52-53
		357629-S7 Lockwasher-3/8"-MA-6038-B to engine	4	MA	52-53

§§ Not used with Merc-O-Matic transmission

MERCURY

CHASSIS PARTS CATALOGUE

PART NUMBER	PART NAME	NO. REQ'D	MODEL	YEAR 19__
Cylinder and Engine Supports—Continued				
§§8M 6039	Insulator assy (engine rear)-lower-use with OM-6054 and LM-6054-B	1	OM,LM	50-51
§§OM-6504	Plate assy (engine rear support) -with 7/16" depression depth- used with 8M-6038-B	1	OM	50
OM-66072	Spacer (engine rear insulator) -used with OM-6054 & LM-6054-B	1	OM,LM	50-51
	34424-S7 Locknut (hex)-1/2"-20-use with OM-6054 and LM-6054-B	1	OM,LM	50-51
	356474-S8 Washer (flat)-1/2" I.D. x 1" O.D. x 7/64" thick-use with OM-6054 and LM-6054-B	1	OM,LM	50-51
8M 6039	Insulator assy (engine front mount rebound)-used with 8M-5019-B front cross member assy	2	9M,OM,LM	49-51
	350721-S8 Bolt (hex-hd)-1/2"-20 x 3-1/4"- engine front support to frame -used with 8M-6038-B	2	9M,OM,LM	49-51
	72017-S Cotter pin-1/8" x 3/4"-support to frame bolt-used with 8M-6038-B	2	9M,OM,LM	49-51
8CM 6049-E	Head (cylinder)-R.H.	1	9M,OM,LM	49-51
1CM 6049-A	Head (cylinder)-R.H.	1	9M,OM,LM	49-51
EAC 6049-B	Head (cylinder)-R.H.	1	MA (also 9M, OM, LM-in sets)	52-53
	358066-S8 Plug (tapered pipe thread)-3/8" -for heater connection	1	9M,OM,LM,MA	49-53
8CM 6050-E	Head (cylinder)-L.H.	1	9M	49
8CM 6050-F	Head (cylinder)-L.H. with (3) bosses for mounting OM Oil Filter	1	9M,OM,LM	49-51
1CM 6050-A	Head (cylinder)-L.H.	1	9M,OM,LM	49-51
EAC 6050-B	Head (cylinder)-L.H.	1	MA (also 9M,OM,LM-in sets)	52-53
8CM 6051	Gasket (cylinder head)-R.H.-Steel and Asbestos	1	9M,OM,LM,MA	49-53
	8CM-6083 Gasket (cylinder head)-L.H.-Steel and Asbestos	1	9M,OM,LM,MA	49-53
OM 6054	Plate assy (engine rear support)-39/64" plate height-4-3/16" between center lines of bolt holes	1	OM	50
*LM 6054-A	Retainer (engine rear support)-6-9/32" between cen- ter lines of 41/64" oblong bolt holes	1	OM,LM	50-51
§§LM 6054-B	Plate assy (engine rear support)-1-9/64" plate height-4-3/16" between center lines of bolt holes	1	OM,LM	50-51
MA 6054-A	Retainer (engine rear support)-6-9/32" between cen- ter lines of 7/8" oblong bolt holes	1	MA	52-53
●*MAX 6054-A	Kit (frame conversion)-engine rear supports-consists of the following (1) 8M-6038-B Insulator (1) 8M-6039 Insulator (1) LM-6054-B Plate (1) OM-66072 Spacer (1) 34424-S7 Nut (1) 356474-S8 Washer	1	9M,OM,LM	49-51
	§24388-S8 Bolt (hex head)-3/8"-16 x 1" -LM-6054-A & MA-6054-A to transmission	2	OM,LM,MA	50-53

§§ Not used with Merc·O·Matic transmission

* Used with Merc·O·Matic and LM-7003-C & D, AB-7003-A & D

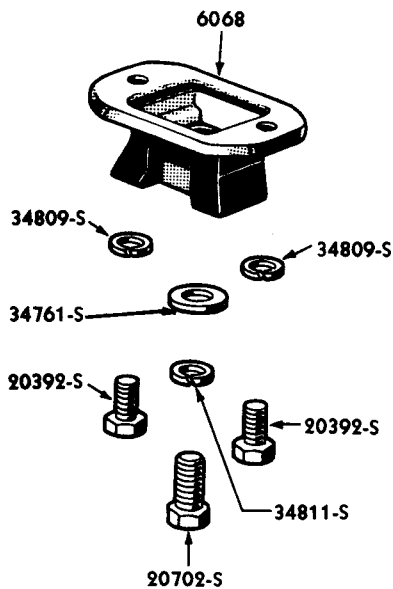
●* Used when replacing (2) hole type rubberized support with tapered puck type rubber support

MERCURY

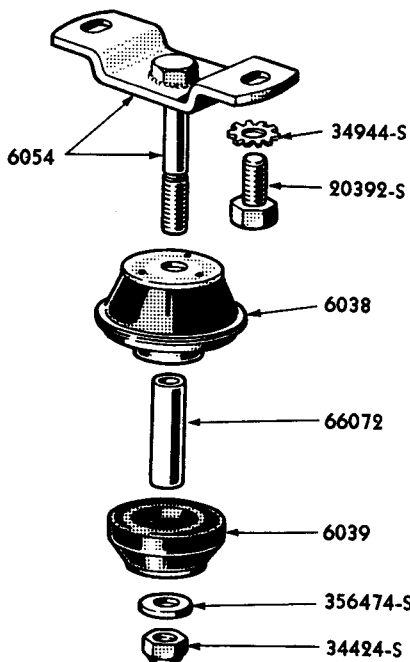
CHASSIS PARTS CATALOGUE

PART NUMBER	PART NAME	NO. REQ'D	MODEL	YEAR
20392-S	Bolt (hex-hd)-1/2"-13 x 1"- OM-6054 & 1M-6054-B to trans.	2	OM,1M	50-51
34807-S8	Lockwasher-3/8"-1M-6054-B & MA- 6054-A to transmission	2	OM,1M,MA	50-53
34944-S2	Lockwasher (external tooth) -1/2"-13 x 1"-OM-6054 and and 1M-6054-B to transmission	2	OM,1M	50-51

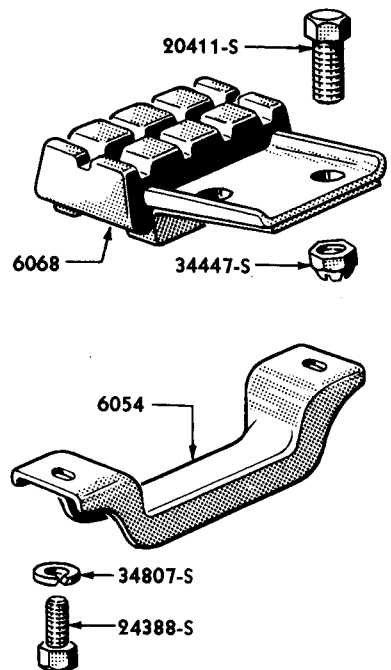
Cylinder and Engine Supports—Continued



1949-50



1950-51



1951-53

ENGINE REAR SUPPORTS

PM-566

ENGINE REAR SUPPORTS

Basic numbers only shown on illustration. Order by Part Numbers shown in list of parts.

PART NUMBER	PART NAME	NO. REQ'D	MODEL	YEAR
40 6057-B	Insert (valve seat)-1.6330"/1.6335" O.D.	8or 16	9M,OM,1M,MA	49-53
8BA 6059	Cover (cyl. front)-cast iron design-used with 7RA-12127-C & D	1	9M,OM,1M,MA	49-53
OBA 6059-A	Cover (cylinder front)-aluminum die cast-used with OCM-12127-A & B-with pilot at end of shaft	1	9M,OM,1M,MA	49-53
8BA-6023	Pointer (timing)-1-9/64" overall length-used with 8BA-6059	1	9M,OM,1M,MA	49-53
OBA-6023	Pointer (timing)-1-9/16" overall length-used with OBA-6059-A	1	9M,OM,1M,MA	49-53

MERCURY

CHASSIS PARTS CATALOGUE

PART NUMBER	QTY	PART NAME	NO. REQ'D	MODEL	YEAR
		B-6700-A Packing (cylinder front cover)	1	9M,OM,1M,MA	49-53
		48-12148 Bolt (cylinder front cover)-5/16"-18 x 29/32"	5	9M,OM,1M,MA	49-53
		34846-S2 Lockwasher-5/16"-cover to cyl. block	5	9M,OM,1M,MA	49-53
8BA 6065-A		Bolt (cylinder head)-7/16"-14 x 1-15/16"	20	9M,OM,1M,MA	49-53
8BA 6066-A		Bolt (cylinder head)-7/16"-14 x 2-5/8"	28	9M,OM,1M,MA	49-53
		350710-S7 Nut (hex hd)-7/16"-20-cylinder head to oil filter to block	3	9M	49
**8M 6068-B	NS	Support assy (engine rear)-replaced by 8M-6038-B	1	9M,OM	49-50
		20392-S Bolt (hex-hd)-1/2"-13 x 1"-rear support assy to transmission	2	9M,OM	49-50
		20702-S Bolt (hex-hd)-5/8"-18 x 1-1/4" rear support assy to frame	1	9M,OM	49-50
		34809-S8 Lockwasher-1/2"-support assy to transmission	2	9M,OM	49-50
		34811-S2 Lockwasher-5/8"-support assy to frame	1	9M,OM	49-50
		34761-S7 Washer (flat)-5/8"-rear support assy to frame	1	9M,OM	49-50
§§1M 6068		Insulator assy (engine rear support)-optional with 1A-6068-A for Standard & O/Drive trans. only	1	1M,MA	51-53
§1A 6068-A		Insulator assy (engine rear support)-with White paint identification spots-optional with 1M-6068 for Standard & O/Drive trans. only	1	OM,1M,MA	50-53
		20411-S7 Bolt (hex-hd)-7/16"-20 x 1-1/8"-1M-6068 & 1A-6068-A to frame	2	OM,1M,MA	50-53
		34447-S2 Lockwasher-7/16"-20-1M-6068 & 1A-6068-A to frame	2	OM,1M,MA	50-53
8CM 6073-A		Tee (oil pressure gauge indicator)-for 1/4" flared tube and 1/4" pipe thread	1	9M,OM,1M	49-51
1BA 6073		Tee (oil filter to inlet tube)-1-7/16" long	1	MA	52-53
8CM 6079		Kit (cylinder head gasket)-consists of the following (1) 8CM-6051 Gasket (1) 8CM-6083 Gasket (1) 8BA-6521 Gasket	1	9M,OM,1M,MA	49-53
8CM 6083		Gasket (cylinder head)-L.H.-Steel and Asbestos	1	9M,OM,1M,MA	49-53
		8CM-6051 Gasket (cylinder head)-R.H.	1	9M,OM,1M,MA	49-53

Piston and Connecting Rod

EAC 6108-F		Piston, pin and retainer set-Standard	8	8M,OM,1M,MA	49-53
EAC 6108-H		Piston, pin and retainer set-.020" O/S	8	8M,OM,1M,MA	49-53
EAC 6108-J		Piston, pin and retainer set-.030" O/S	8	8M,OM,1M,MA	49-53
EAC 6108-K		Piston, pin and retainer set-.040" O/S	8	8M,OM,1M,MA	49-53
8CM 6110-A	NS	Piston-Standard-replaced by EAC-6108-F	8	9M,OM,1M,MA	49-52
8CM 6110-B	NS	Piston-.0025" O/S-replaced by EAC-6108-F	8	9M,OM,1M,MA	49-52
8CM 6110-C	NS	Piston-.020" O/S-replaced by EAC-6108-H	8	9M,OM,1M,MA	49-52
8CM 6110-D	NS	Piston-.030" O/S-replaced by EAC-6108-J	8	9M,OM,1M,MA	49-52
8CM 6110-E	NS	Piston-.040" O/S-replaced by EAC-6108-K	8	9M,OM,1M,MA	49-52

** When replacing 8M-6068-B with the puck type mount it is necessary to use MAK-6054-A Kit and also to enlarge mount hole in 8M-5059 Bracket assy to 1-9/32" diameter

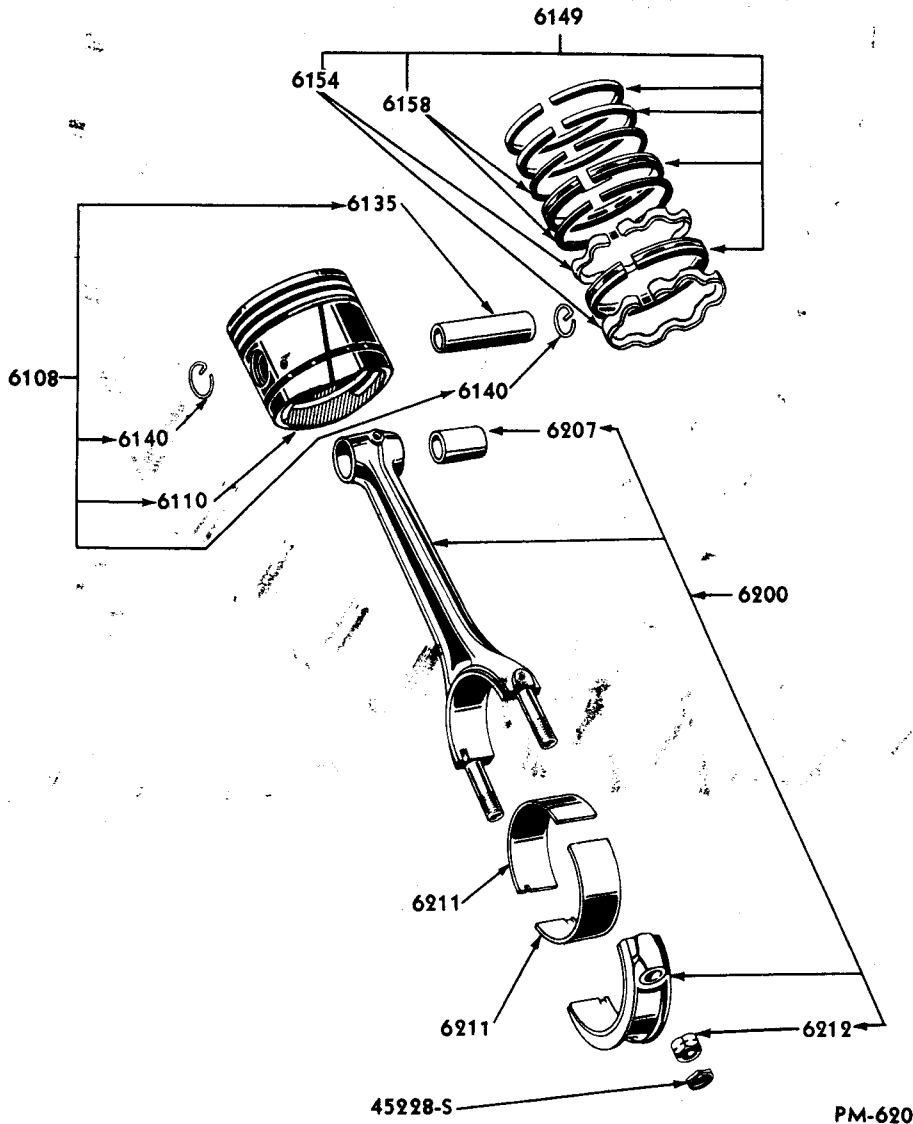
§§ Not used with Merc-O-Matic transmission

§ Used with Merc-O-Matic transmission

MERCURY

CHASSIS PARTS CATALOGUE

Piston and Connecting Rod—Continued



PISTON AND CONNECTING ROD

Basic numbers only shown on illustration. Order by Part Numbers shown in list of parts.

PART NUMBER	QTY	PART NAME	NO. REQ'D	MODEL	YEAR
49T 6135-A		Pin (piston)-Standard	8	9M,OM,1M,MA	49-53
49T 6135-B		Pin (piston)-.002" O/S	8	9M,OM,1M,MA	49-53
49T 6135-D		Pin (piston)-.001" O/S	8	9M,OM,1M,MA	49-53
78 6140		Retainer (piston pin)	16	9M,OM,1M,MA	49-53
*8CM 6149-E	NS	Ring set (piston)-Standard-replaced by 8CMS-6149-A	1	9M,OM,1M	49-51
*8CM 6149-F	NS	Ring set (piston)-.020" O/S-replaced by 8CMS-6149-B	1	9M,OM,1M	49-51
*8CM 6149-G	NS	Ring set (piston)-.030" O/S-replaced by 8CMS-6149-C	1	9M,OM,1M	49-51
*8CM 6149-H	NS	Ring set (piston)-.040" O/S-replaced by 8CMS-6149-D	1	9M,OM,1M	49-51
*8CMS 6149-A		Ring set (piston)-Standard-steel expander & segment type 37/16	1	9M,OM,1M,MA	49-53
*8CMS 6149-B		Ring set (piston)-.020" O/S-steel expander & segment type	1	9M,OM,1M,MA	49-53

* Basic number 6149 contains the necessary compression and oil control rings to re-ring one engine

MERCURY

CHASSIS PARTS CATALOGUE

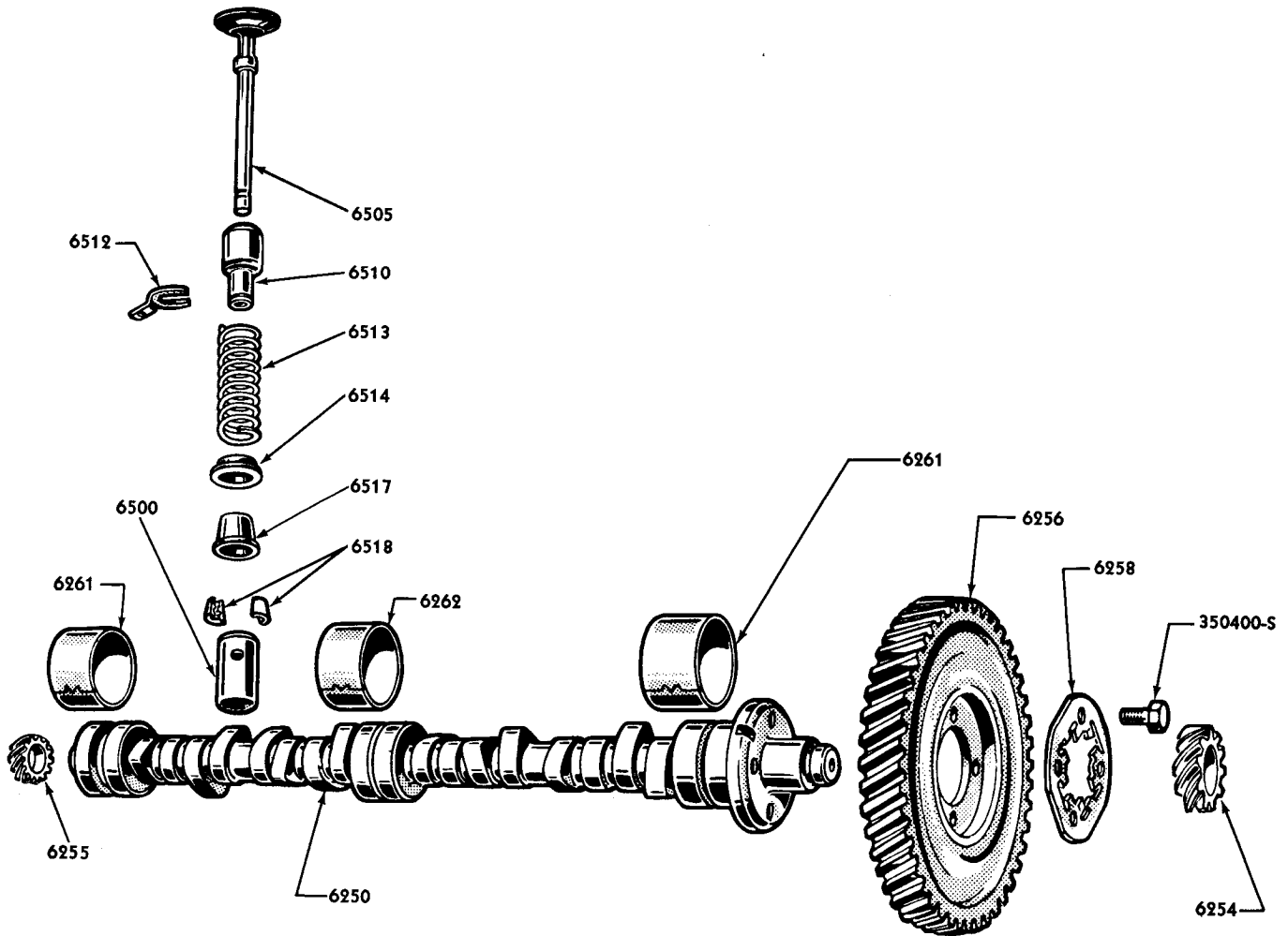
PART NUMBER	PART NAME	NO. REQ'D	MODEL	YEAR
Piston and Connecting Rod—Continued				
*8CMS 6149-C	Ring set (piston)-.030" O/S-steel expander & segment type	1	GM,OM,LM,MA	49-53
*8CMS 6149-D	Ring set (piston)-.040" O/S-steel expander & segment type	1	GM,OM,LM,MA	49-53
OBA 6200	Rod assy (connecting)	8	GM,OM,LM,MA	49-53
21A 6207-B	Bushing (piston pin)-.729" I.D. x 1.36" long-.006" U/S	8	GM,OM,LM,MA	49-53
OBA 6211-A	Bearing (connecting rod)-Standard-with squirt hole	16	GM,OM,LM,MA	49-53
OBA 6211-B	Bearing (connecting rod)-.002" U/S-with squirt hole	16	GM,OM,LM,MA	49-53
OBA 6211-C	Bearing (connecting rod)-.010" U/S-with squirt hole	16	GM,OM,LM,MA	49-53
OBA 6211-D	Bearing (connecting rod)-.020" U/S-with squirt hole	16	GM,OM,LM,MA	49-53
OBA 6211-E	Bearing (connecting rod)-.030" U/S-with squirt hole	16	GM,OM,LM,MA	49-53
OBA 6211-F	Bearing (connecting rod)-.040" U/S-with squirt hole	16	GM,OM,LM,MA	49-53
Camshaft and Crankshaft				
7HA 6212	Nut (hex)-3/8"-24-connecting rod 45218-S8 Nut (hex-stamped)-3/8"-24	16	GM,OM,LM,MA	49-53
8CM 6250-B	Camshaft	1	GM,OM	49-50
1CM 6250-A	Camshaft	1	LM,MA	51-53
18 6254-B	Gear (oil pump drive)-12 teeth-on rear end of camshaft	1	GM,OM,LM,MA	49-53
7RA 6255	Gear (distributor drive)-11 teeth-on front end of camshaft	1	GM,OM,LM,MA	49-53
7RA 6256-A	Gear (camshaft)-Standard-44 R.H. helical teeth-use with 48-6306-A	1	GM	49
7RA 6256-B	Gear (camshaft)-.006" O/S-44 R.H. helical teeth-use with 48-6306-A	1	GM	49
7RA 6256-C	Gear (camshaft)-.012" O/S-44 R.H. helical teeth-use with 48-6306-A	1	GM	49
8BA 6256-D	Gear (camshaft)-Standard-Fibre-44 L.H. helical teeth-use with 8BA-6306-A	1	GM,OM,LM,MA	49-53
8BA 6256-E	Gear (camshaft)-.006" O/S-Fibre-44 L.H. helical teeth-use with 8BA-6306-A	1	GM,OM,LM,MA	49-53
8BA 6256-F	Gear (camshaft)-.012" O/S-Fibre-44 L.H. helical teeth-use with 8BA-6306-A	1	GM,OM,LM,MA	49-53
	350400-S Bolt (hex-head)-5/16"-24-camshaft gear to camshaft	4	GM,OM,LM,MA	49-53
91A 6258	Ring (camshaft gear locking)-2-1/2" square-rounded corners-with 4 lugs	1	GM,OM,LM,MA	49-53
01A 6261-C	Bearing (camshaft front and rear)-Standard-1.928" O.D.-1.7985" I.D.	2	GM,OM,LM,MA	49-53
01A 6261-D	NS Bearing (camshaft front and rear)-.010" U/S-2.014" O.D.-1.801" I.D. rough finish-broach to 1.788" I.D. finished-not replaced	2	GM,OM,LM,MA	49-53
01A 6261-E	Bearing (camshaft front and rear)-.015" U/S-1.928" O.D.-1.769" I.D. rough finish-broach to 1.783" I.D. finished	2	GM,OM,LM,MA	49-53
01A 6262-C	Bearing (camshaft center)-Standard-1.928" O.D.-1.7985" I.D.	1	GM,OM,LM,MA	49-53
01A 6262-D	Bearing (camshaft center)-.010" U/S-2.014" O.D.-1.801" I.D. rough finish-broach to 1.788" I.D. finished	1	GM,OM,LM,MA	49-53
01A 6262-E	Bearing (camshaft center)-.015" U/S-1.928" O.D.-1.769" I.D. rough finish-broach to 1.783" I.D. finished	1	GM,OM,LM,MA	49-53

* Basic number 6149 contains the necessary compression and oil control rings to re-ring one engine

MERCURY

CHASSIS PARTS CATALOGUE

Camshaft and Crankshaft—Continued



PM-528

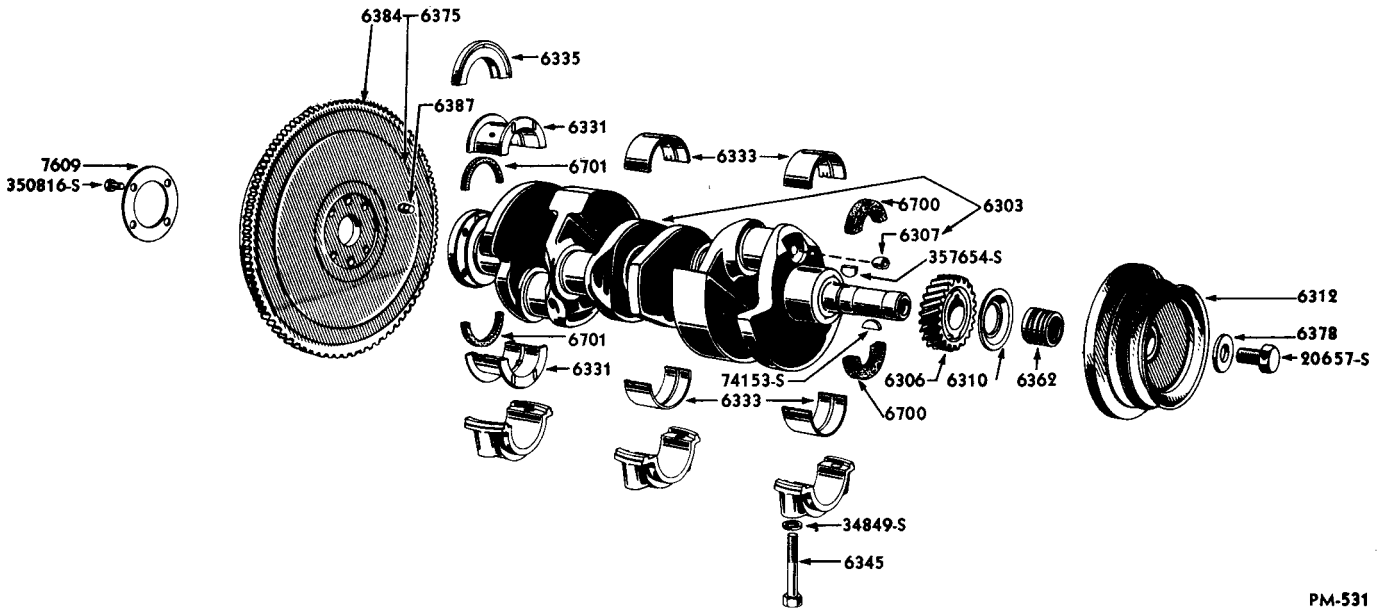
CAMSHAFT AND RELATED PARTS

Basic numbers only shown on illustration. Order by Part Numbers shown in list of parts.

PART NUMBER	QUANTITY	PART NAME	NO. REQ'D	MODEL	YEAR
1CM 6303		Crankshaft and plug assy-with 1-1/4" diameter hole at flanged end	1	9M,OM,1M,MA	19 49-53
48 6306-A		Gear (crankshaft)-22 L.H. helical teeth-use with 7RA-6256-A-B or C	1	9M	49
8BA 6306-A		Gear (crankshaft)-22 R.H. helical teeth-use with 8BA-6256-D,E or F	1	9M,OM,1M,MA	49-53
		357654-S Key (woodruff)-1/4" x 3/4"-gear to crankshaft	1	9M,OM,1M,MA	49-53

CHASSIS PARTS CATALOGUE

Camshaft and Crankshaft—Continued



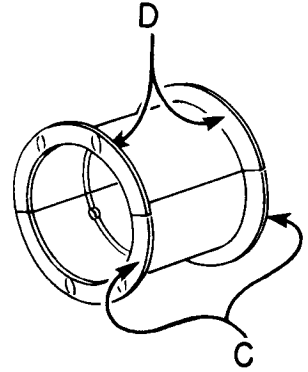
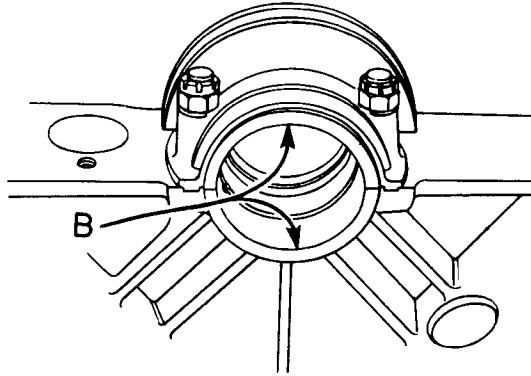
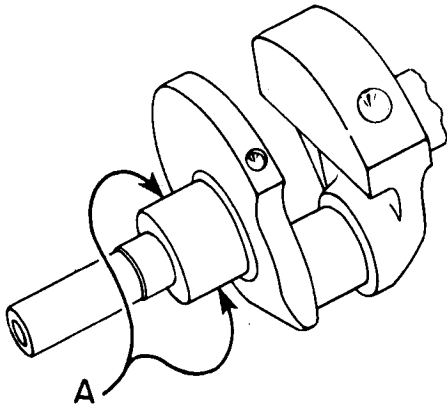
PM-531

CRANKSHAFT, FLYWHEEL AND RELATED PARTS

Basic numbers only shown on illustration. Order by Part Numbers shown in list of parts.

PART NUMBER	QTY	PART NAME	NO. REQ'D	MODEL	YEAR
8CM 6307		Plug (crankshaft)-41/64" O.D. at open end x 11/16" long	4	9M,OM,1M,MA	49-53
81A 6310		Slinger (crankshaft oil)	1	9M,OM,1M,MA	49-53
8BA 6312-A	NS	Pulley assy (crankshaft)-4-13/16" overall length-wide type belt used with this pulley-replaced by 8BA-6312-B and 8BA-6362	1	9M	49
8BA 6312-B		Pulley assy (crankshaft)-3-11/16" overall length-wide type belt used with this pulley	1	9M	49
8BA 6312-C2		Pulley assy (crankshaft)-3-3/32" overall length-narrow type belt used with this pulley	1	OM,1M,MA	50-53
8EL-6378		Washer (plain special)-1.520" x .66" x .209"-pulley assy to crankshaft	1	9M,OM,1M,MA	49-53
20657-S		Bolt (hex-hd)-5/8"-18 x 1-1/8"-pulley to crankshaft	1	9M,OM,1M,MA	49-53
74153-S		Key (woodruff)-1/4" x 1"-pulley to crankshaft-optional with 356658-S	1	9M,OM,1M,MA	49-53
356658-S		Key (woodruff)-1/4" x 1"-optional with 74153-S	1	9M,OM,1M,MA	49-53

Camshaft and Crankshaft—Continued



PM-147

REAR MAIN BEARING LINER CHART

PART NUMBER	UNSP/CLC	A CRANKSHAFT DIAMETER	B CYLINDER BLOCK MAIN BEARING BORE	C OVERALL LENGTH	D LENGTH BETWEEN FLANGES	NO. REQ'D
8BA 6331-A		2.498"/2.499" (Std)	2.670"/2.671" (Std)	2.249"/2.251" (Std)	2.065"/2.067" (Std)	2
8BA 6331-C	NS	.010" U/S replaced by LBA-6331-B	2.670"/2.671" (Std)	2.249"/2.251" (Std)	2.065"/2.067" (Std)	2
8BA 6331-J		.020" U/S	2.670"/2.671" (Std)	2.249"/2.251" (Std)	2.065"/2.067" (Std)	2
8BA 6331-L		.002" U/S	2.670"/2.671" (Std)	2.249"/2.251" (Std)	2.065"/2.067" (Std)	2
8BA 6331-N		.030" U/S	2.670"/2.671" (Std)	2.249"/2.251" (Std)	2.065"/2.067" (Std)	2
●1CM 6331-A		2.498"/2.499" (Std)	2.6705"/2.671" (Std)	2.249"/2.251" (Std)	2.065"/2.067" (Std)	2
1BA 6331-B		.010" U/S	2.670"/2.671" (Std)	2.249"/2.251" (Std)	2.065"/2.067" (Std)	2
1BA 6331-E		.020" U/S	2.670"/2.671" (Std)	2.249"/2.251" (Std)	2.065"/2.067" (Std)	2
1BA 6331-G		.030" U/S	2.670"/2.671" (Std)	2.249"/2.251" (Std)	2.065"/2.067" (Std)	2

FRONT AND CENTER MAIN BEARING LINER CHART

PART NUMBER	UNSP/CLC	A CRANKSHAFT DIAMETER	B CYLINDER BLOCK MAIN BEARING BORE	C OVERALL LENGTH	NO. REQ'D
81A 6333-A		2.498"/2.499" (Std)	2.670"/2.671" (Std)	1.49"/1.506" (Std)	4
81A 6333-C		.010" U/S	2.670"/2.671" (Std)	1.49"/1.506" (Std)	4
81A 6333-F		.020" U/S	2.670"/2.671" (Std)	1.49"/1.506" (Std)	4
81A 6333-L		.002" U/S	2.670"/2.671" (Std)	1.49"/1.506" (Std)	4
81A 6333-N		.030" U/S	2.670"/2.671" (Std)	1.49"/1.506" (Std)	4
●1CM 6333-A		2.498"/2.499" (Std)	2.6705"/2.6710" (Std)	1.49"/1.506" (Std)	4

PART NUMBER	UNSP/CLC	PART NAME	NO. REQ'D	MODEL	YEAR 19__
8BA 6335		Retainer (crankshaft rear bearing oil seal)-upper	1	9M,OM,1M,MA	49-53
7RA 6345-A		Bolt (crankshaft main bearing cap)-hex-hd-1/2"-13 x 3-1/8"-alternate with 7HA-6345	4or6	9M,OM,1M,MA	49-53
7HA 6345		Bolt (crankshaft main bearing cap)-alternate with 7RA-6345-A	4or6	9M,OM,1M,MA	49-53
		34849-S2 Lockwasher-1/2"-crankshaft bearing cap to cylinder block	4or6	9M,OM,1M,MA	49-53
91A 6347		Packing (crankshaft)-rear	2	9M,OM,1M,MA	49-53
8BA 6362		Spacer (crankshaft)-1-5/16" I.D. x 1-5/8" O.D. x 1-3/32" long	1	9M,OM,1M,MA	49-53

● Used with 1CM-6009-A & 1CM-6010-A block

MERCURY

CHASSIS PARTS CATALOGUE

PART NUMBER	QUANTITY	PART NAME	NO. REQ'D	MODEL	YEAR 19__
Flywheel and Valves					
8CM 6366-B	NS	Cover assy (flywheel housing)-replaced by (1) each of 8CM-6366-C and 8CM-6825	1	9M	49
§§8CM 6366-C		Cover assy (flywheel housing)	1	9M,OM,1M	49-51
		24347-S8 Bolt (hex head)-5/16"-24 x 3/4" -cover to flywheel housing	4	9M,OM,1M	49-51
		355429-S Bolt (hex head shoulder)- 5/16"-18 x 49/64"-cover to flywheel housing	2	9M,OM,1M	49-51
		34806-S7 Lockwasher-5/16"-cover to flywheel housing	6	9M,OM,1M	49-51
		33798-S8 Nut (hex)-5/16"-24-cover to flywheel housing	4	9M,OM,1M	49-51
		33797-S7 Nut (hex)-5/16"-18-cover to flywheel housing	2	9M,OM,1M	49-51
§§1CM 6366		Cover assy (flywheel housing)	1	1M	51
		20310-S8 Bolt (hex-hd)-5/16"-18 x 1/2"- cover to flywheel housing	3	1M	51
		34806-S7 Lockwasher-5/16" cover to flywheel housing	3	1M	51
§§EAB 6366-A		Cover assy (flywheel housing)-same as 1CM-6366 except has (1) 27/64" dia. bolt hole at left upper corner of cover	1	1M,MA	51-53
		20326-S7 Bolt (hex-hd)-5/16"-18 x 5/8"- cover to flywheel housing	3	MA	52-53
		355476-S2 Bolt (shoulder)-5/16"-18 x 1"- cover to flywheel housing	2	1M,MA	51-53
		34806-S7 Lockwasher-5/16"-cover to flywheel housing	5	1M,MA	51-53
		33797-S7 Nut (hex-hd)-5/16"-18-cover to flywheel housing	lor2	1M,MA	51-53
§§8CM 6375-A		Flywheel assy	1	9M,OM,1M,MA	49-53
		§§7RA-7609 Retainer (flywheel dowel)-2-3/8" I.D. x 4-1/8" O.D.	1	9M,OM,1M,MA	49-53
		§§350816-S Bolt (hex-hd)-7/16-20 x 57/64" -flywheel to crankshaft	4	9M,OM,1M,MA	49-53
8EL 6378		Washer (plain special)-1-33/64" x 21/32" x 13/64"- vibration dampner to crankshaft	1	9M,OM,1M,MA	49-53
8BA 6384-A		Gear (flywheel starting)-112 teeth	1	9M,OM,1M,MA	49-53
§1CM 6386		Plate (crackshaft to converter drive locking)	1	OM,1M,MA	50-53
		350684-S Bolt (hex-hd)-7/16"-20 x 5/8" attaches 1CM-6406, 1CM-6408 & 1CM-6386 to crankshaft	4	OM,1M,MA	50-53
§§B 6387-A	NS	Dowel (flywheel to crankshaft)-replaced by 1CM-6387-A or B	2	9M,OM,1M	49-51
1CM 6387-A		Dowel (crankshaft to converter drive plate)- .4375/.4390 O.D. x 1/2" long	2	9M,OM,1M,MA	49-53
1CM 6387-B		Dowel (crankshaft to converter drive plate)- .4395"/.4415" O.D. x 1/2" long	2	9M,OM,1M,MA	49-53

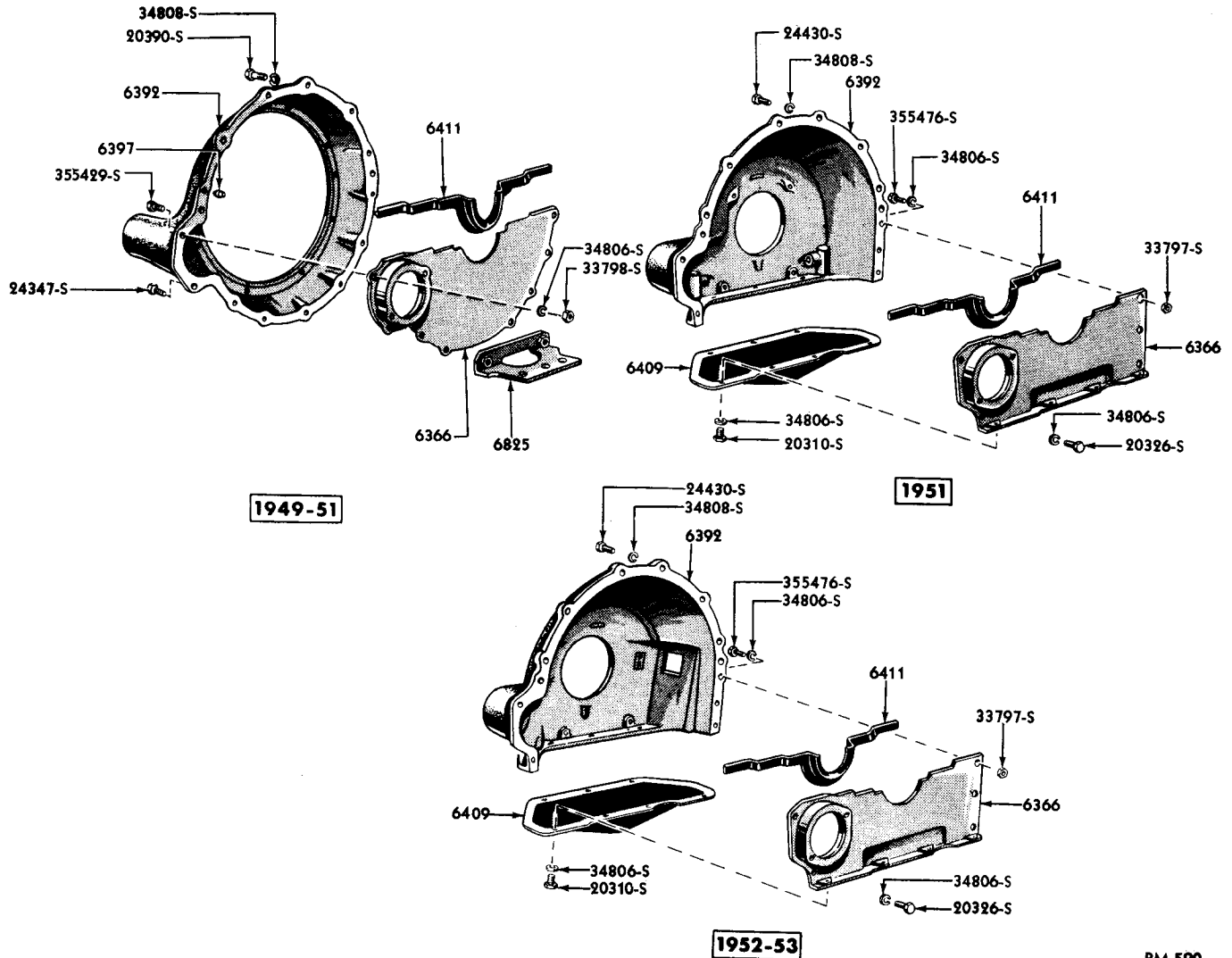
§ Used with Merc-O-Matic transmission

§§ Not used with Merc-O-Matic transmission

MERCURY

CHASSIS PARTS CATALOGUE

Flywheel and Valves—Continued



PM-590

FLYWHEEL HOUSING AND RELATED PARTS

Basic numbers only shown on illustration. Order by Part Numbers shown in list of parts.

PART NUMBER	QUANTITY	PART NAME	NO. REQ'D	MODEL	YEAR
§§8CM 6392		Housing assy (flywheel)-stamping-used with bell housing type trans. case	1	GM, OM, LM	19 49-51
		20390-S2 Bolt (hex-hd)-7/16"-14 x 1"-flywheel hsg. to cyl. block	6	GM, OM, LM	49-51
		72038-S Cotter pin-7/32" x 1"-flywheel housing drain	1	GM, OM, LM	49-51
		34808-S8 Lockwasher-7/16"-flywheel housing to cylinder block	6	GM, OM, LM	49-51

MERCURY

CHASSIS PARTS CATALOGUE

PART NUMBER	UNIT	PART NAME	NO. REQ'D	MODEL	YEAR 19__
Flywheel and Valves—Continued					
§§1CM 6392		Housing and bushing assy (flywheel)-Cast Iron-used with trans. case w/o bell housing	1	1M	51
		24430-S8 Bolt (hex-hd)-7/16"-14 x 1-1/4" -flywheel hsg. to cyl. block	4	1M,MA	51-53
		34808-S8 Lockwasher-7/16"-flywheel hsg. to cylinder block	6	1M,MA	51-53
		353027-AS7 Fitting (lubricator)-1/8"-check valve type	2	1M	51
§§AC 6392-D		Housing assy (flywheel)	1	MA	52-53
		20470-S8 Bolt (hex-hd)-7/16"-14 x 1-1/2" -flywheel hsg. to cyl. block	4	MA	52-53
		34808-S8 Lockwasher-7/16"	4	MA	52-53
18 6397		Dowel (flywheel housing to transmission case)-3/8" diameter at ends x 11/16" long	2	9M,OM,1M,MA	49-53
§1CM 6406		Plate (converter drive)	1	OM,1M,MA	50-53
§1CM 6408		Plate (converter pilot mounting)	1	OM,1M,MA	50-53
§§1CM 6409		Cover (flywheel housing)-bottom	1	1M,MA	51-53
		20310-S8 Bolt (hex-hd)-5/16"-18 x 1/2"-bottom cover to flywheel hsg. & flywheel hsg. cover	9	1M,MA	51-53
		34806-S7 Lockwasher-5/16"	9	1M,MA	51-53
§§8BA 6411-B		Seal (flywheel housing cover)-Rubber	1	9M,OM,1M,MA	49-53
8CM 6500-B		Rod assy (valve push)-Standard	16	9M,OM,1M,MA	49-53
8BA 6505-A		Valve (exhaust)-key seat with 3/64" radius end	8	9M,OM,1M	49-51
*1BA 6505-A		Valve (exhaust)-key seat with 30° chamfered end	8	1M	51
*1CM 6505-A		Valve (exhaust)-with 5/16" long relief 1" from head	8	1M,MA	51-53
8BA 6507-A	NS	Valve (intake)-use 8BA-6505-A for service	8	9M,OM	49-50
1BA 6507-A	NS	Valve (intake)-use 1BA-6505-A or 1CM-6505-A for service	8	1M,MA	51-53
8BA 6510-B		Bushing (valve guide)-intake and exhaust	16	9M,OM,1M,MA	49-53
		8BA-6571 Seal (intake valve guide bushing)-Rubber	8	9M,OM,1M,MA	49-53
40 6512		Retainer (valve guide bushing)	16	9M,OM,1M,MA	49-53
OBA 6513-A		Spring (valve)-1" O.D. x 2-1/2" free length -10-1/8 coils	16	9M,OM,1M	49-51
1BA 6513-A		Spring (valve)-1" O.D. x 2-13/64" free length -9-1/8 coils-used with 1BA-6505-A or 1CM-6505-A	16	1M,MA	51-53

* When using 1BA-6505-A or 1CM-6505-A must also use 1BA-6513-A,1BA-6514-A and 1BA-6517-A

§ Used with Merc.O.Matic transmission

§§ Not used with Merc.O.Matic transmission

MERCURY

CHASSIS PARTS CATALOGUE

PART NUMBER	QTY	PART NAME	NO. REQ'D	MODEL	YEAR
Flywheel and Valves—Continued					
8BA 6514		Retainer (valve spring)-1" O.D. x 27/64" long-with tapered inner surface	16	9M,OM,1M	49-51
LBA 6514-A	NS	Retainer (valve spring)-1" O.D. x 5/16" long x .559"/.569" cupped dia.-with parallel inner surface-used with LBA-6505-A or 1CM-6505-A-replaced by CPA-6534-A Kit	16	1M,MA	51-53
LBA-6514-C	NS	Retainer (valve spring)-1" O.D. x 5/16" long x .539"/.549" cupped dia.-replaced by CPA-6534-A Kit	16	1M,MA	51-53
18 6515		Stud (intake manifold to fuel pump adapter)	2	9M,OM,1M	49-51
LBA 6517-A	NS	Sleeve (valve spring retainer)-23/32" max. O.D. x 15/32" O.D. at tapered end x 17/32" long-uniform outside taper-used with LBA-6505-A or 1CM-6505-A-replaced by CPA-6534-A Kit	16	1M,MA	51-53
LBA 6517-C	NS	Sleeve (valve spring retainer)-23/32" max. O.D. x 15/32" O.D. at tapered end x 17/32" long-double outside taper-replaced by CPA-6534-A Kit	16	1M,MA	51-53
7HA 6518		Key (valve spring retainer)-conical shaped	32	9M,OM,1M,MA	49-53
*8BA 6521		Gasket (intake manifold)-Asbestos	1	9M,OM,1M,MA	49-53
*48 6524		Baffle assy (intake manifold oil)	2	9M,OM,1M,MA	49-53
*CPA 6534-A		Kit (valve retainer and sleeve)-for semi-rotating valves-consists of the following (1) LBA-6514-C Retainer (1) LBA-6517-C Sleeve	16	9M,OM,1M,MA	49-53
*8BA 6571		Seal (intake valve guide bushing)-Rubber	8	9M,OM,1M,MA	49-53

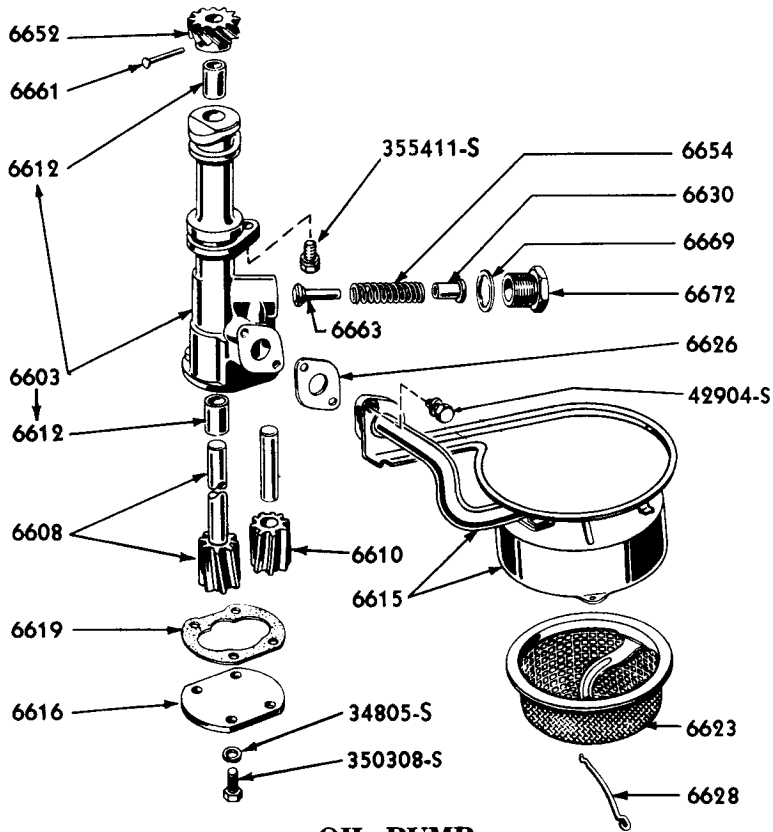
* Necessary to use complete set CPA-6534-A when used to replace either LBA-6514-A or LBA-6517-A

* Refer to Intake Manifold Group, basic number 9424

MERCURY

CHASSIS PARTS CATALOGUE

Oil Pump



OIL PUMP

PM-516

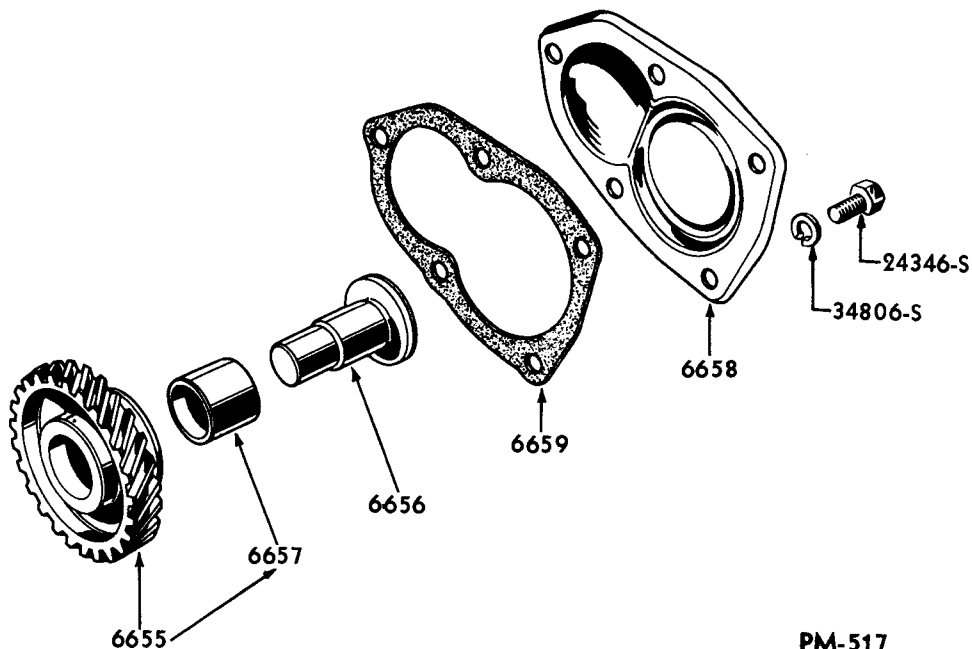
Basic numbers only shown on illustration. Order by Part Numbers shown in list of parts.

PART NUMBER	UO>PCT	PART NAME	NO. REQ'D	MODEL	YEAR
8CM 6600-A		Pump assy (oil)-Spur gear	1	GM	49
8CM 6600-B		Pump assy (oil)-Helical gear	1	GM,OM,LM	49-51
8BA 6600-A2	NS	Pump assy (oil)-Helical gear-service details	1	MA	52-53
		355411-S2 Screw and lockwasher assy (hex head)-5/16"-18 x 3/4"-oil pump to cylinder block	1	GM,OM,LM,MA	49-53

MERCURY

CHASSIS PARTS CATALOGUE

Oil Pump—Continued



PM-517

OIL PUMP DRIVE COVER AND RELATED PARTS

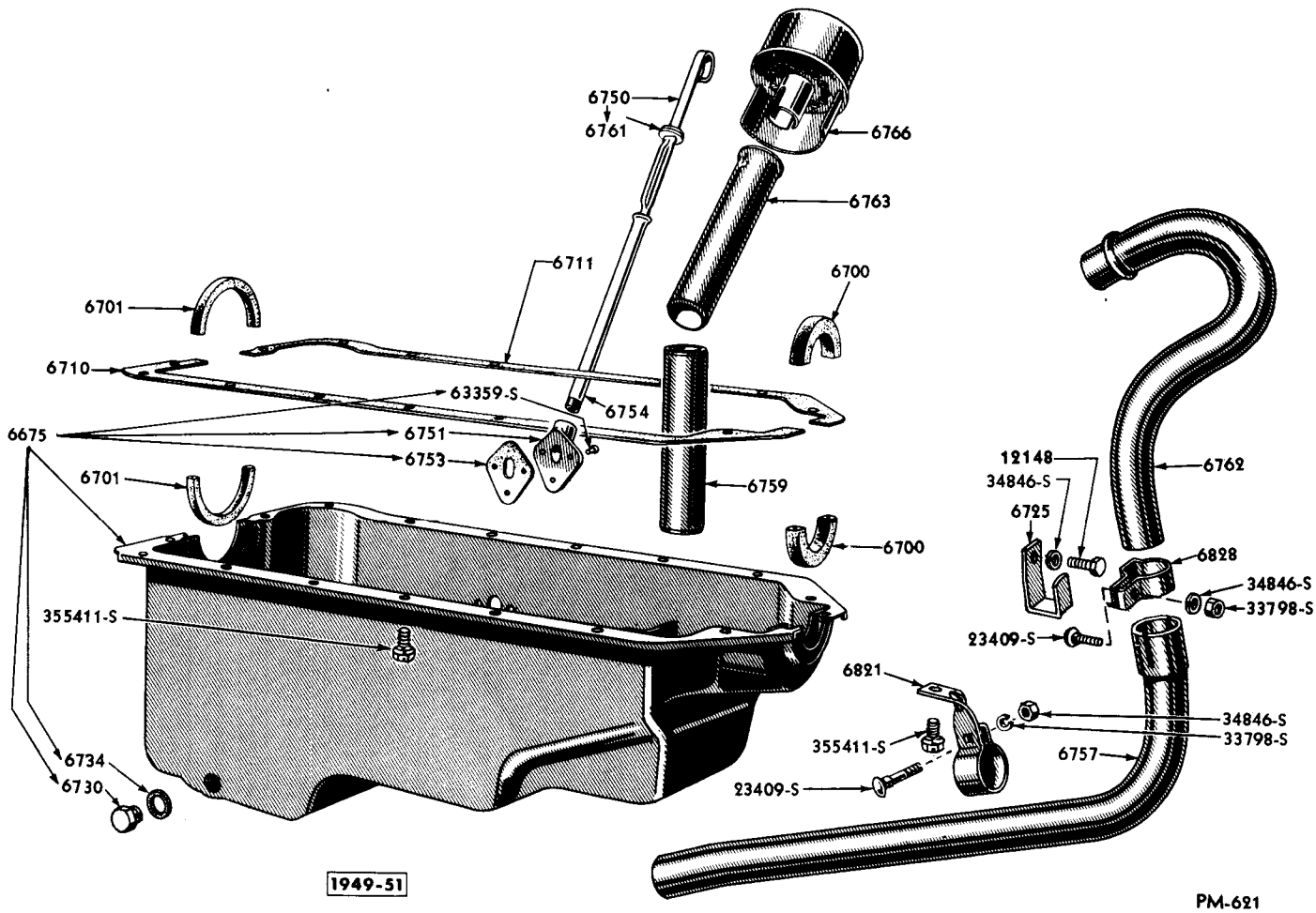
Basic numbers only shown on illustration. Order by Part Numbers shown in list of parts.

PART NUMBER	QTY	PART NAME	NO. REQ'D	MODEL	YEAR 19__
18 6655-A		Gear assy (oil pump drive idler)-25 teeth	1	GM,OM,LM,MA	49-53
8BA 6656-B		Shaft (oil pump drive idler)	1	GM,OM,LM,MA	49-53
18 6657-A		Bushing (oil pump drive idler)-3/4" I.D. x 7/8" O.D. x 13/16" long	1	GM,OM,LM,MA	49-53
8BA 6658		Cover (oil pump drive)-Steel	1	GM,OM,LM	49-51
LCM 6658-B		Cover (oil pump drive)-Cast Iron	1	LM,MA	51-53
		24346-S Bolt (hex-hd)-5/16"-18 x 3/4"- drive cover to cyl. block	5	GM,OM,LM,MA	49-53
		34806-S Lockwasher-5/16"-drive cover to cylinder block	5	GM,OM,LM,MA	49-53
8BA 6659		Gasket (oil pump drive cover)	1	GM,OM	49-50
LCM 6659-A		Gasket (oil pump drive cover)	1	GM,OM,LM,MA	49-53
18 6661		Pin (oil pump shaft upper gear)-1/8" diameter x 1-1/16" long	1	GM,OM,LM,MA	49-53
7HA 6663		Plunger (oil pump oil relief valve)-1-11/64" overall length-use with 8BA-6600-A	1	GM	49
8BA 6663		Plunger (oil pump oil relief valve)-1" overall length-use with 8BA-6600-B	1	GM,OM,LM,MA	49-53
8BA 6669-A		Gasket (oil pump oil relief valve nut)-optional with B-12410-Brass or Copper with Asbestos filler	1	GM,OM,LM,MA	49-53
8BA 6672-A		Nut (oil pump relief valve)-7/16"-14 thread x 7/8" overall length	1	GM,OM,LM,MA	49-53

MERCURY

CHASSIS PARTS CATALOGUE

Oil Pan



OIL PAN AND RELATED PARTS

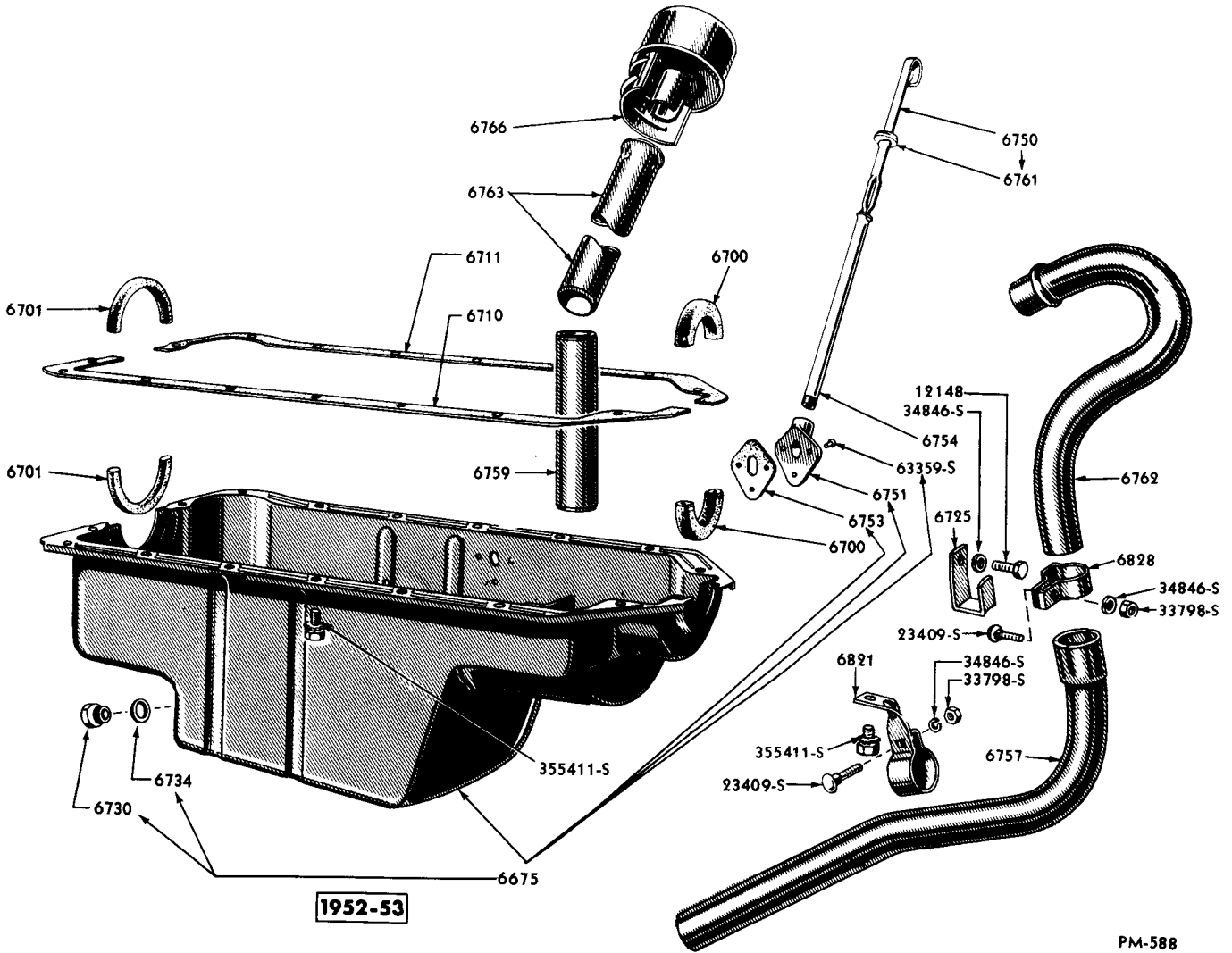
Basic numbers only shown on illustration. Order by Part Numbers shown in list of parts.

PART NUMBER	UNIT	PART NAME	NO. REQ'D	MODEL	YEAR
8CM 6675-C	NS	Pan assy (oil)-with stud reinforcement at bottom of pan-replaced by 8CM-6675-D	1	9M,OM,1M	49-51
8CM 6675-D		Pan assy (oil)-with stud reinforcement at bottom of pan and reinforced at upper flange of pan	1	9M,OM,1M	49-51
1CM 6675-A		Pan assy (oil)-without stud reinforcement at bottom of pan	1	1M	51
1CM 6675-B		Pan assy (oil)-without stud reinforcement at bottom of pan and reinforced at upper flange of pan	1	1M	51
		34807-88 Lockwasher-3/8"-oil pan to bracket assy	3	9M,OM,1M	49-51
		33925-87 Nut (hex)-3/8"-24-oil pan to bracket assy	3	9M,OM,1M	49-51

MERCURY

CHASSIS PARTS CATALOGUE

Oil Pan-Continued



OIL PAN AND RELATED PARTS

Basic numbers only shown on illustration. Order by Part Numbers shown in list of parts.

PART NUMBER	C L I P S	PART NAME	N O. R E Q' D	M O D E L	Y E A R
LBA 6675-C		Pan assy (oil)	1	MA	52
LBA 6675-D		Pan assy (oil)-with embossed sides	1	MA	52-53
		355411-S Bolt and lockwasher assy (hex head)-5/16"-18 x 3/4"-oil pan to cylinder block	as reqd	OM, OM, LM, MA	49-53

MERCURY

CHASSIS PARTS CATALOGUE

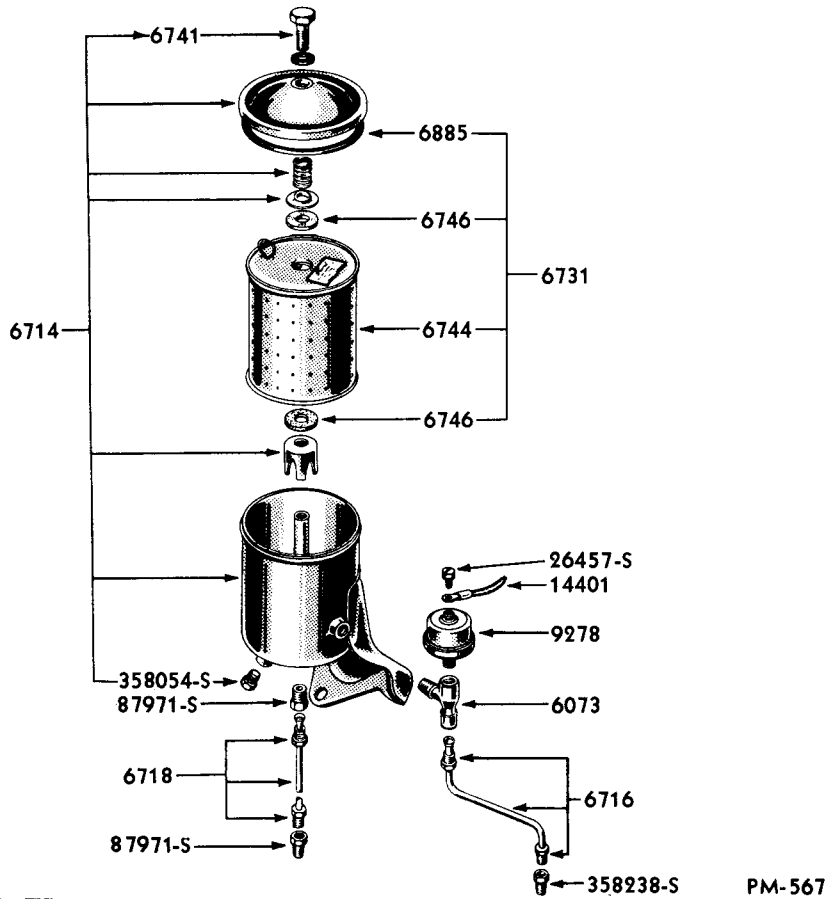
PART NUMBER	PART NAME	NO. REQ'D	MODEL	YEAR 19__
Oil Pan—Continued				
B-6730	Plug (oil pan drain)-3/4"-24	1	9M,OM,1M	49-51
8HA-6730	Plug (oil pan drain)-7/8"-16	1	MA	52-53
B-6734	Gasket (oil pan drain plug)	1	9M,OM,1M	49-51
1CM-6734-A	Gasket (oil pan drain plug)	1	1M	51
86H-6734	Gasket (oil pan drain plug)	1	MA	52-53
B 6700-A	Packing (oil pan and cylinder front cover)	2	9M,OM,1M,MA	49-53
1BA 6701-B	Seal (crankshaft rear oil)	2	9M,OM,1M,MA	49-53
	9LA-6347 Packing (crankshaft)-rear	2	9M,OM,1M,MA	49-53
	8CM-6781 Kit (oil pan gasket)-consists of the following (1) B-6700-A Packing (1) 1BA-6701-B Packing (1) 8BA-6710-B Gasket (1) 8BA-6711-B Gasket (1) 1CM-6734-A Gasket	1	9M,OM,1M	49-51
	8BA-6781 Kit (oil pan gasket)-consists of the following (1) B-6700-A Packing (1) 1BA-6701-B Packing (1) 8BA-6710-B Gasket (1) 8BA-6711-B Gasket (1) 86H-6734 Gasket	1	MA	52-53
8BA 6710-B	Gasket (oil pan)-R.H.-Cork-serviced in 6781 Kits	1	9M,OM,1M,MA	49-53
8BA 6711-B	Gasket (oil pan)-L.H.-Cork-serviced in 6781 Kits	1	9M,OM,1M,MA	49-53

Oil Filter

	8CM-6731-A Kit (oil filter element replacement)-consists of the following (1) 7HA-6744-A Element (2) 01A-6746 Gasket (1) 01A-6885 Gasket	1	9M,OM,1M,MA	49-53
8CM 6714-A	Filter assy (oil)	1	9M	49
OCM 6714-A	Filter assy (oil)	1	OM,1M	50-51
8RT 6714-A	Filter assy (oil)	1	MA	52-53
	01A-6741-B Screw (oil filter cover)	1	9M,OM,1M,MA	49-53
	01A-6746 Gasket (oil filter element)-cork	1	9M,OM,1M,MA	49-53
	358058-S8 Plug (pipe)-1/8"-oil filter drain	1	9M	49
	358064-S7 Plug (special pipe)-1/8"-used on std. engine w/o oil filter	1	9M,OM,1M	49-51
	24348-S8 Bolt (hex head)-3/8"-16 x 3/4"-filter to cylinder head	3	MA	52-53
	34807-S8 Lockwasher-3/8"	3	MA	52-53
8CM 6716	Tube assy (oil filter inlet)-1/4" O.D. x approx. 6-5/16" overall length-formed-Steel	1	9M	49
OCM 6716	Tube assy (oil filter inlet)-1/4" O.D. x approx. 11-29/32" overall length-formed-Steel	1	OM,1M	50-51
EAB 6716-A	Tube assy (oil filter inlet)-1/4" O.D. x approx. 12-7/16" overall length-formed-Steel	1	MA	52-53
	358238-S Connector-7/16"-24 female and 1/4"-18 male-oil filter inlet tube to cylinder block	1	9M,OM,1M,MA	49-53
	8CM-6073-A Tee (oil pressure gage indicator)-for 1/4" flared tube and 1/4" pipe thread	1	9M,OM,1M	49-51
	1BA 6073 Tee (oil filter to inlet tube)-1-7/16" long	1	MA	52-53
	41A-9278 Gauge (oil pressure)-engine unit	1	9M,OM,1M,MA	49-53

CHASSIS PARTS CATALOGUE

Oil Filter—Continued



OIL FILTER AND RELATED PARTS (8CM-6714-A)

Basic numbers only shown on illustration. Order by Part Numbers shown in list of parts.

PART NUMBER	PART NAME	NO. REQ'D	MODEL	YEAR
8BA 6718-A	Tube assy (oil filter outlet)-1/4" O.D. x approx. 11-1/4" overall length-formed-Steel	1	9M	49
OCM 6718	Tube assy (oil filter outlet)-1/4" O.D. x approx. 14-9/32" overall length-formed-Steel	1	OM, 1M	50-51
EAB 6718-A	Tube assy (oil filter outlet)-1/4" O.D. x approx. 14" overall length-formed-Steel	1	MA	52-53
EAB-66721-A	Bracket (oil filter return tube)- attaches filter outlet tube to exhaust manifold	1	MA	52-53
87971-S	Connector (oil filter tube)-1/8" pipe male thread & 7/16"-24 female thread-filter outlet connector to cylinder block	1	9M, OM, 1M, MA	49-53

MERCURY

CHASSIS PARTS CATALOGUE

PART NUMBER	PART NAME	NO. REQ'D	MODEL	YEAR 19__
Oil Filler and Crankcase Ventilation				
8BA 6725	Bracket (crankcase ventilation tube)	1	9M,OM,1M,MA	49-53
	48-12148 Bolt (cylinder front cover)-5/16"-18 x 5/16"-brkt. to cyl. block	1	9M,OM,1M,MA	49-53
	34846-S2 Lockwasher-5/16"-bracket to cylinder block	1	9M,OM,1M,MA	49-53
	34806-S7 Lockwasher-5/16"-spacer between vent tube brkt. & oil pan	1	9M,OM,1M,MA	49-53
B 6730	Plug (oil pan drain)-3/4"-24	1	9M,OM,1M	49-51
8BA 6730	Plug (oil pan drain)-7/8"-16	1	MA	52-53
8CM 6731-A	Kit (oil filter element replacement)-refer to Oil Filter Group for details	1	9M,OM,1M,MA	49-53
B 6734	Gasket (oil pan drain plug)-Brass with Asbestos filler-61/64" O.D. x 3/4" I.D. x 1/16" thick	1	9M,OM,1M	49-51
1CM 6734-A	Gasket (oil pan drain plug)-Nylon-61/64" O.D. x 1/16" thick	1	1M	51
86H 6734	Gasket (oil pan drain plug)-Copper with Asbestos-1-1/8" O.D. x 7/8" I.D. x 5/64" thick	1	MA	52-53
01A 6741-B	Bolt (oil filter cover)	1	9M,OM,1M,MA	49-53
01A 6746	Gasket (oil filter element)-Cork	2	9M,OM,1M,MA	49-53
8CM 6750-B	Indicator assy (oil level)-19-5/8" long	1	9M,OM,1M	49-51
8BA 6750-A	Indicator assy (oil level)-18-15/32" long	1	MA	52
EAB 6750-A	Indicator assy (oil level)-19-1/4" long	1	MA	52-53
8BA 6751-A	Boss (oil level indicator)	1	9M,OM,1M,MA	49-53
	63359-S7 Rivet (oval head tubular)-3/16" x 1/2"-oil level indicator boss to pan	3	9M,OM,1M,MA	49-53
8BA 6753	Gasket (oil level indicator boss)-Cork and Rubber Composition	1	9M,OM,1M,MA	49-53
48 6754-B	Tube (oil level indicator)	1	MA	52-53
8CM 6754	Tube (oil level indicator)	1	9M,OM,1M	49-51
8CM 6757	Tube (crankcase ventilation)-lower	1	9M,OM,1M	49-51
EAB 6757-A	Tube (crankcase ventilation)-lower	1	MA	52-53
8BA 6759	Tube (crankcase ventilation)-front	1	9M,OM,1M,MA	49-53
48 6761	Felt (oil level indicator gasket)	1	9M,OM,1M,MA	49-53
8BA 6762	Elbow (crankcase ventilation tube)	1	9M,OM,1M,MA	49-53

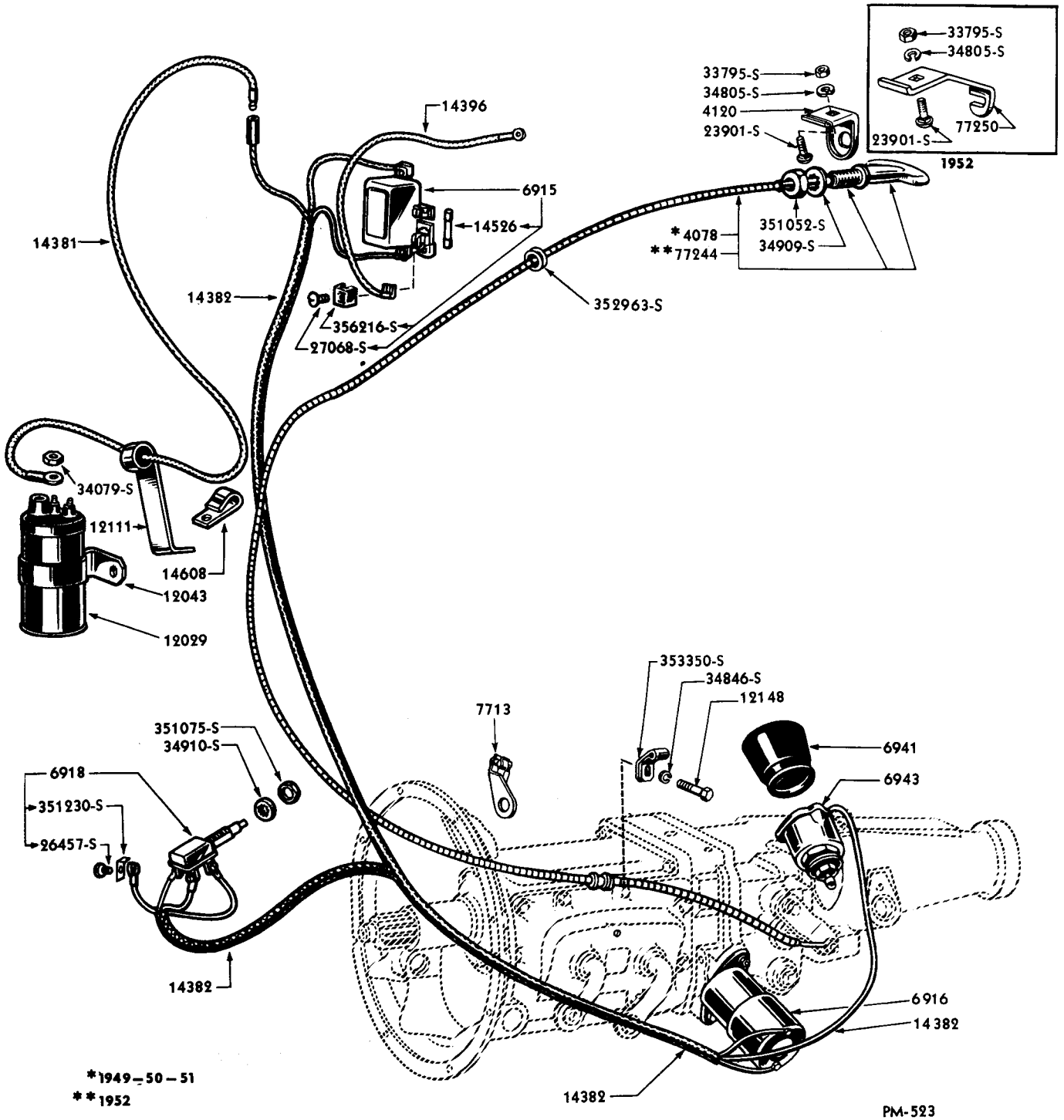
MERCURY

CHASSIS PARTS CATALOGUE

PART NUMBER	PART NAME	NO. REQ'D	MODEL	YEAR
Oil Filler and Crankcase Ventilation—Continued				
8BA 6763	Pipe (oil filler)	1	9M, OM, 1M, MA	49-53
8BA 6766	Cap assy (oil filler)	1	9M, OM, 1M, MA	49-53
8M 6780	Anti squeak (left & right hand shield assys)-Webbing	4	9M, OM, 1M	49-51
8CM 6781	Kit (oil pan gasket)-refer to Oil Pan Group for details	1	9M, OM, 1M	49-51
8BA 6781	Kit (oil pan gasket)-refer to Oil Pan Group for details	1	MA	52-53
8CM 6821	Clamp (crankcase ventilation tube)-lower	1	9M, OM, 1M	49-51
8BA 6821	Clamp (crankcase ventilation tube)-lower	1	MA	52-53
	23409-S7 Bolt (carriage)-5/16"-24 x 1"-crankcase vent tube lower clamp	1	9M, OM, 1M, MA	49-53
	355411-S2 Bolt & lockwasher assy (hex head)-5/16"-18 x 3/4"-crankcase vent tube lower clamp to crankcase	1	9M, OM, 1M, MA	49-53
	24346-S7 Bolt (hex-hd)-5/16"-18 x 3/4"	1	9M, OM, 1M, MA	49-53
	34806-S7 Lockwasher-5/16"-spacer between clamp and oil pan	1	MA	52-53
	34846-S2 Lockwasher-5/16"-lower vent tube clamp	1	9M, OM, 1M, MA	49-53
	33798-S8 Nut (hex)-5/16"-24 lower vent tube clamp	1	9M, OM, 1M, MA	49-53
§§8CM 6825	Bracket assy (oil pan)-rear	1	9M, OM, 1M	49-51
	§§24347-S8 Bolt (hex-hd)-5/16"-24 x 3/4"-brkt. to flywheel housing cover assy	2	9M, OM, 1M	49-51
8BA 6828	Clamp (crankcase ventilation tube)-upper	1	9M, OM, 1M, MA	49-53
	23409-S7 Bolt (carriage)-5/16"-24 x 1"-crankcase vent tube upper clamp	1	9M, OM, 1M, MA	49-53
	34846-S2 Lockwasher-5/16"-upper vent tube clamp	1	9M, OM, 1M, MA	49-53
	33798-S8 Nut (hex)-5/16"-24-upper vent tube clamp	1	9M, OM, 1M, MA	49-53
8CM 6842	NS Bracket & cap assy (oil line to cylinder head)-make or buy locally	1	9M, OM	49-50
01A 6885	Gasket (oil filter cover)	1	9M, OM, 1M	49-51
	24348-S8 Bolt (hex-hd)-3/8"-16 x 3/4"-oil filter to left cyl. head	3	OM, 1M, MA	50-53
	34807-S8 Lockwasher-3/8"-oil filter to left cyl. head	3	OM, 1M, MA	50-53

§§ Not used with Merc-O-Matic transmission

Transmission Overdrive



TRANSMISSION OVERDRIVE CONTROLS AND RELATED PARTS

Basic numbers only shown on illustration. Order by Part Numbers shown in list of parts.

CHASSIS PARTS CATALOGUE

Transmission Overdrive—Continued

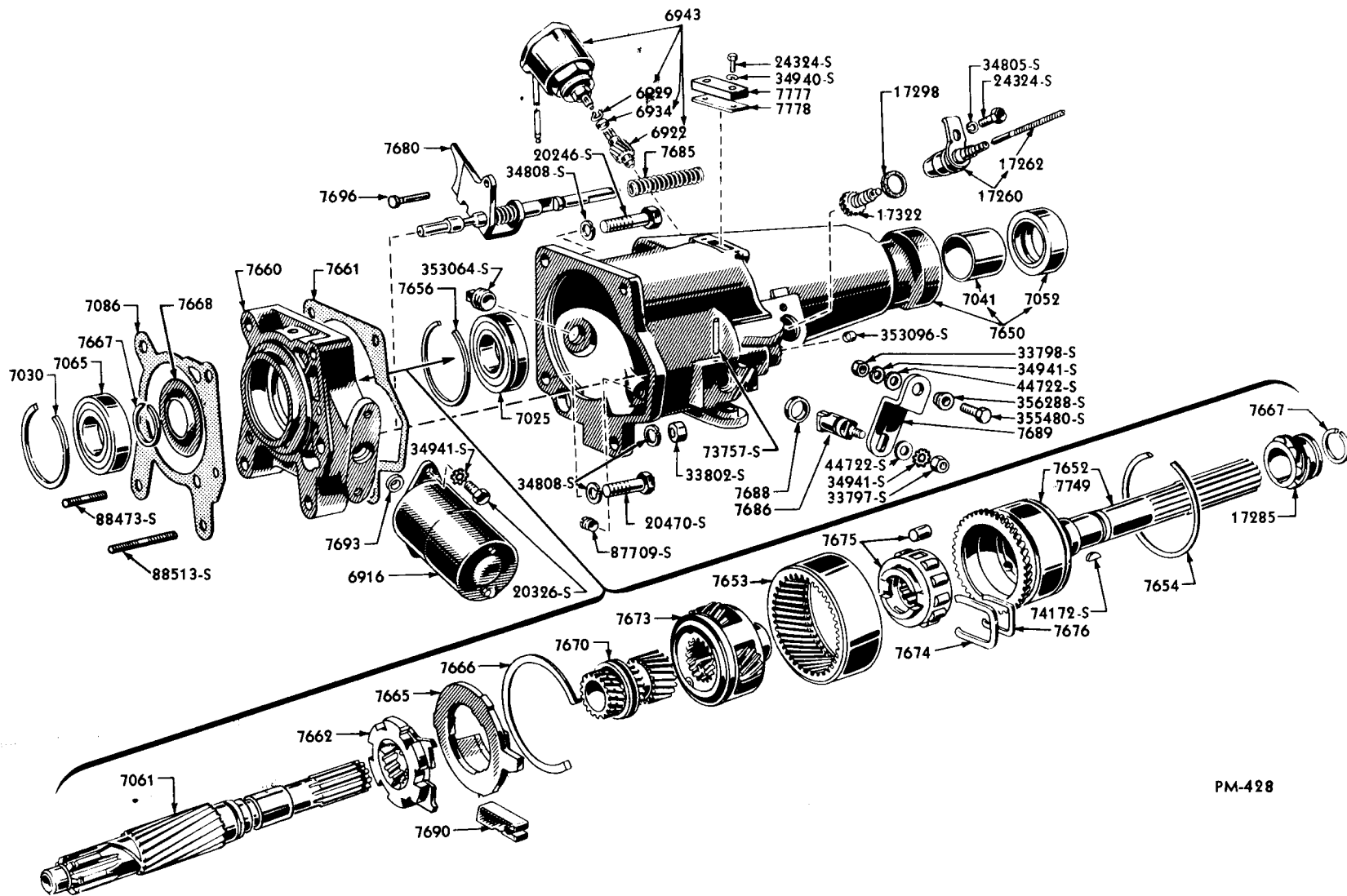
TRANSMISSION OVERDRIVE CHART

PART NUMBER	CLASS	PART NAME	TRANSMISSION OVERDRIVE						
			8M-7000-B	1M-7003-D	AB-7003-B	AB-7003-E			
			NUMBER REQUIRED						
		8M-4078 Control assy (trans. overdrive)-with "OVERDRIVE" on handle	1						
		OM-4078 Control assy (trans. overdrive)-without "OVERDRIVE" on handle-approx. 46" long	1						
		1M-4078-A Control assy (trans. overdrive)-approx. 54-33/64" long		1					
		FAA-77244-A Control assy (trans. O/Drive)-approx. 48-1/4" long			1	1			
		353350-S7-8 Clip to attach O/Drive control assy to trans. housing		1	1	1			
		352963-S Grommet (O/Drive cable thru dash)-Rubber	1	1					
		34805-S8 Lockwasher-1/4"-brkt. to instr. panel			1	1			
		34909-S7 Lockwasher (internal tooth)-1/2"-O/Drive control to instr. panel bracket	1	1	1	1			
		33795-S7 Nut (hex)-1/4"-20-brkt. to instr. panel			1	1			
		351052-S8 Nut (hex)-1/2"-20-O/Drive control to instr. panel bracket	1	1	1	1			
		44719-S8 Washer (flat)-1/4"-brkt. to instr. panel			1	1			
		44734-S8 Washer (flat)-1/2"-control assy to brkt.			1	1			
		8M-4120-A Bracket (instr. panel O/Drive control)-Mercury Texture Chrome Gray Metallic Finish	1						
		8M-4120-B Bracket (instr. water thermostatic control)	1						
		OM-4120 Bracket (trans. O/Drive control to instr. board)-Chrome Finish	1	1					
		23901-S4 Bolt (carriage)-1/4"-20 x 5/8"	1	1					
		34805-S8 Lockwasher-1/4"	1	1					
		33795-S7 Nut (hex)-1/4"-20	1	1					
		FAA-77250-A Bracket (trans. O/Drive control mounting)			1	1			
		23901-S4 Bolt (rd-hd carriage)-1/4"-20 x 5/8"-brkt. to instr. panel			1	1			
		23376-S Bolt (rd-hd carriage)-1/4"-20 x 3/4"-brkt. to instr. panel			1	1			
		8M-4296 Clip (overdrive control cable)	1						
		34805-S8 Lockwasher-1/4"-O/Drive control cable to trans. gear shift housing	1						
		33796-S7 Nut (hex)-1/4"-28-O/Drive control cable to trans. gear shift housing	1						
		88380-S7 Stud-1/4"-20 & 1/4"-28 x 1-3/8"-O/Drive control cable to trans. gear shift housing	1						
8M 6905		Gear & case assy (trans. O/Drive)-less electrical controls	1						
1A 6905-A	NS	Gear & extension assy (trans. O/Drive)-service detail parts		1					
AB 6905-A		Gear & case assy (trans. O/Drive)-less electrical controls			1	1			
8M 6915		Relay assy (transmission overdrive)	1	1					
1M 6915-A		Relay assy (transmission overdrive)	1	1	1	1			
		31527-S7 Screw (hex washer head self tapping)-No. 14-14 x 1/2"-O/Drive relay to dash panel	2	2	2	2			

MERCURY

CHASSIS PARTS CATALOGUE

Transmission Overdrive—Continued



PM-428

TRANSMISSION OVERDRIVE

Basic numbers only shown on illustration. Order by Part Numbers shown in list of parts.

MERCURY

CHASSIS PARTS CATALOGUE

Transmission Overdrive—Continued

TRANSMISSION OVERDRIVE CHART—CONTINUED

PART NUMBER	CLASS	PART NAME	TRANSMISSION OVERDRIVE						
			8M-7000-B	1M-7003-D	AB-7003-B	AB-7003-E			
			NUMBER REQUIRED						
*8M 6916-A1		Solenoid assy (trans. 0/Drive gear shift)-4-27/64" long case-not to be used with 1M76	1	1					
*8M 6916-A2		Solenoid assy (trans. 0/Drive gear shift)-3-3/8" long case	1	1					
*1M 6916-A	NS	Solenoid assy (trans. 0/Drive gear shift)-replaced by FAA-6916-A	1	1					
*FAA 6916-A		Solenoid assy (trans. 0/Drive gear shift)			1	1			
		*20326-S7 Bolt (hex-hd)-5/16"-18 x 5/8"-solenoid to overdrive housing	2	2	2	2			
		*24346-S7 Bolt (hex-hd)-5/16"-18 x 3/4"-solenoid to overdrive housing			2	2			
		356640-S2 Clip (wiring to mounting bolt)-21/64" dia. hole x 1-3/8" long x 9/16" wide			1	1			
		*34941-S7 Lockwasher (external tooth)-5/16"-solenoid to overdrive	2	2	2	2			
8M 6917-A	NS	Switch assy (overdrive rail)-without wiring-not replaced	1						
8M 6917-B	NS	Switch assy (overdrive rail)-with two wires attached-not replaced	1						
		353075-S Ball-3/8" dia.-Steel-lockout switch operating	1						
		34803-S7 Lockwasher-No. 10-lockout switch to trans. case	2						
		350002-S8 Screw (slotted hex-hd)-No. 10-24 x 7/16"-lockout switch to transmission	2						
8A 6918-B		Switch assy (accel. kickdown transmission overdrive)	1	1					
FAA 6918-A		Switch assy (accel. kickdown transmission overdrive)			1	1			
		351075-S Locknut-9/16"-kickdown switch to floor board	2	2	2	2			
		34910-S2 Lockwasher-9/16"-kickdown switch to floor board	2	2	2	2			
8M 6922		Gear (transmission overdrive governor driven)	1	1					
16H 6929		Ring (trans. 0/Drive governor driven gear retaining)	1	1					
16H 6930		Grommet (male clinch)-used with trans. overdrive	1						
16H 6931		Grommet (female clinch)-used with trans. overdrive	1						
56H 6932		Gasket (transmission overdrive rail switch)	1						
16H 6934		Sleeve (trans. governor gear pinion)-17/32" O.D. x 1/4" long	1	1					
MAK 6937-A		Kit (trans. 0/Drive governor switch)-consists of the following (1) 8M-6937-A Switch (1) 8M-6938-A Gasket	1	1	1	1			
8M 6938-A		Gasket (trans. 0/Drive governor switch)	1	1	1	1			
8M 6941		Boot (transmission overdrive governor)-Rubber	1	1	1	1			
1M 6942-A		Clamp assy (trans. overdrive governor cover)		1	1	1			
*8M 6943		Governor and governor gear assy (trans. overdrive)	1	1	1	1			
		51A-7025 Bearing assy (ball)-trans. main drive gear	1						
		8A-7025 Bearing assy (ball)-trans. main drive gear		1	1	1			
		8M-7030-A Snap ring (trans. main shaft rear bearing)-.086"-.088"-thin	as reqd	as reqd	as reqd	as reqd			
		8M-7030-B Snap ring (trans. main shaft rear bearing)-.089"-.091"-medium	as reqd	as reqd	as reqd	as reqd			
		8M-7030-C Snap ring (trans. main shaft rear bearing)-.092"-.094"-thick	as reqd	as reqd	as reqd	as reqd			
		8M-7030-D Snap ring (trans. main shaft rear brg.)-.095"	as reqd	as reqd	as reqd	as reqd			

* Used with but not a part of 7000 or 7003 assy

MERCURY

CHASSIS PARTS CATALOGUE

Transmission Overdrive—Continued

TRANSMISSION OVERDRIVE CHART—CONTINUED

PART NUMBER	CLASS	PART NAME	TRANSMISSION OVERDRIVE					
			8M-7000-B	1M-7003-D	AB-7003-B	AB-7003-E		
			NUMBER REQUIRED					
		8M-7041-B Bearing (O/Drive case)-rear-sleeve type	1	1	1	1		
		21C-7052-A Seal (trans. O/Drive hsg. or trans. extension rear oil)	1	1	1	1		
		56H-7061 Shaft (trans. main)-14-1/4" overall length	1					
		1A-7061-B Shaft (trans. main)-13-23/24" overall length		1	1	1		
		51A-7065 Bearing (trans. main shaft)-rear-2-53/64" O.D. x 1-3/16" I.D. x 3/4" thick	1					
		51A-7065 Bearing (trans. O/Drive main shaft & ring assy)	1					
		8A-7065 Bearing (trans. O/Drive main shaft)-2-53/64" O.D. x 1-33/64" I.D. x 21/32" thick		1	1	1		
		56H-7086 Gasket (trans. to adapter)	1					
		8A-7086 Gasket (trans. to adapter)		1				
		AB-7086-A Gasket (trans. to adapter)			1	1		
		8M-7650-B Extension assy (trans. O/Drive)	1					
		1A-7650-B Extension assy (trans. O/Drive)		1				
		20246-S8 Bolt (hex-hd)-7/16"-14 x 2-1/2"-extension assy to transmission case		2	2	2		
		33802-S8 Nut (hex)-7/16"-20-extension assy to trans. case		2	2	2		
		87709-S Plug (socket head pipe)-1/4"-18-extension assy drain plug		1				
		353096-S Plug (cup)-3/8"-to plug fork & rail assy hole in extension assy		1	1	1		
		AB-7650-B Extension assy (trans. overdrive)			1	1		
		20470-S8 Bolt (hex-hd)-7/16"-14 x 1-1/2" extension assy to transmission case	2	2				
		20246-S8 Bolt (hex-hd)-7/16"-14 x 2-1/2"-extension assy to transmission case	2	2	2	2		
		34808-S8 Lockwasher-7/16"-extension assy to trans. case	4	4	4	4		
		353064-S Plug (extended head pipe)-1/2"-for extension assy	2					
		353064-S Plug (extended head pipe)-1/2"-filler		1	1	1		
		357249-S Stud-7/16"-20 x 7/16"-14 x 1-11/16" extension assy to trans. case		2	2	2		
		8A-7652 Shaft & ring gear assy (trans. O/Drive main)-12-3/4" long		1				
		74172-S Key (woodruff)-No. 3-speedometer driving	1	1	1	1		
		16H-7653 Gear (trans. O/Drive ring)-42 teeth-4-17/64" O.D.	1	1	1	1		
		16H-7654 Snap ring (trans. O/Drive ring gear)-3-29/32" O.D.	1	1	1	1		
		8M-7656 Snap ring (trans. O/Drive main shaft bearing)-2-15/16" O.D. x .073" thick	1	1	1	1		
		8M-7660 Adapter (trans. O/Drive)	1					
		8A-7660 Adapter (trans. O/Drive)		1				
		20216-S2 Bolt (hex-hd)-7/16"-14 x 1-7/8"-adapter to transmission case	2					
		353096-S Plug (cup)-3/8"-for trans. O/Drive adapter	2					
		356183-S Washer (flat)-13/16" O.D. x 15/32" I.D. x 3/64"-adapter to trans. case	2					

CHASSIS PARTS CATALOGUE

Transmission Overdrive—Continued

TRANSMISSION OVERDRIVE CHART—CONTINUED

PART NUMBER	CLASS	PART NAME	TRANSMISSION OVERDRIVE							
			8M-7000-B	1M-7003-D	AB-7003-B	AB-7003-E				
			NUMBER REQUIRED							
		AB-7660-A Adapter (trans. O/Drive)			1	1				
		88473-S Stud (screw)-7/16"-14 & 7/16"-20 x 2-1/2"-trans. case to adapter		1	1	1				
		88513-S Stud (screw)-7/16"-14 & 7/16"-20 x 3" trans. case to extension assy		1	1	1				
		8M-7661 Gasket (trans. overdrive hsg. adapter)	1							
		8A-7661 Gasket (trans. overdrive hsg. adapter)		1						
		AB-7661-A Gasket (trans. overdrive hsg. adapter)			1	1				
		56H-7662 Ring & gear plate assy (trans. O/Drive balk)	1	1	1	1				
		8M-7665 Plate & trough assy (trans. O/Drive cover)-with Yellow identification spot	1							
		8A-7665 Plate & trough assy (trans. O/Drive cover)-with Green identification spot		1						
		AB-7665-A Plate & trough assy (trans. O/Drive cover)			1	1				
		16H-7666-A Snap ring (trans. O/Drive cover plate)-.062" thick	as reqd	as reqd	as reqd	as reqd				
		16H-7666-B Snap ring (trans. O/Drive cover plate)-.070" thick	as reqd	as reqd	as reqd	as reqd				
		16H-7666-C Snap ring (trans. O/Drive cover plate)-.066" thick	as reqd	as reqd	as reqd	as reqd				
		8A-7667-A Snap ring (trans. main shaft)-.090" thick		as reqd	as reqd	as reqd				
		8A-7667-B Snap ring (trans. main shaft)-.093" thick		as reqd	as reqd	as reqd				
		8A-7667-C Snap ring (trans. main shaft)-.096" thick		as reqd	as reqd	as reqd				
		16H-7667-A Snap ring (trans. main shaft rear bearing)-.087" thick	as reqd	as reqd						
		16H-7667-B Snap ring (trans. main shaft rear bearing)-.090" thick	as reqd	as reqd						
		16H-7667-C Snap ring (trans. main shaft rear bearing)-.093" thick	as reqd	as reqd						
		16H-7667-D Snap ring (trans. main shaft rear bearing)-.096" thick	as reqd	as reqd						
		16H-7668 Baffle (trans. main shaft oil)	1							
		8A-7668 Baffle (trans. main shaft oil)		1	1	1				
		56H-7670 Gear assy (trans. overdrive sun)	1	1	1	1				
		56H-7673 Cage assy (trans. overdrive pinion)	1	1	1	1				
		16H-7674 Retainer (trans. overdrive free wheel cage)	1	1	1	1				
		16H-7675 Cam, roller & cage assy (trans. O/Drive free wheel)	1	1	1	1				
		16H-7676 Retainer (trans. O/Drive free wheel cam)	1	1	1	1				
		56H-7680 Fork & rail assy (trans. O/Drive shift)	1							
		1A-7680-A Fork & rail assy (trans. O/Drive shift)		1	1	1				
	NS	8L-7683 Ring (trans. O/Drive shift snap ring)-serviced in assy			1	1				
		16H-7685 Spring (trans. O/Drive retractor)-17/32" O.D. x 2-3/4" overall free length-15 coils	1	1	1	1				
		56H-7686 Shaft (trans. O/Drive control)-2-5/16" long	1							
		8L-7686 Shaft (trans. O/Drive control)-2-21/32" long		1	1	1				
		73757-S Pin (taper)-5/32" x 1-1/4"-O/Drive control shaft to O/Drive case	1	1	1	1				

MERCURY

CHASSIS PARTS CATALOGUE

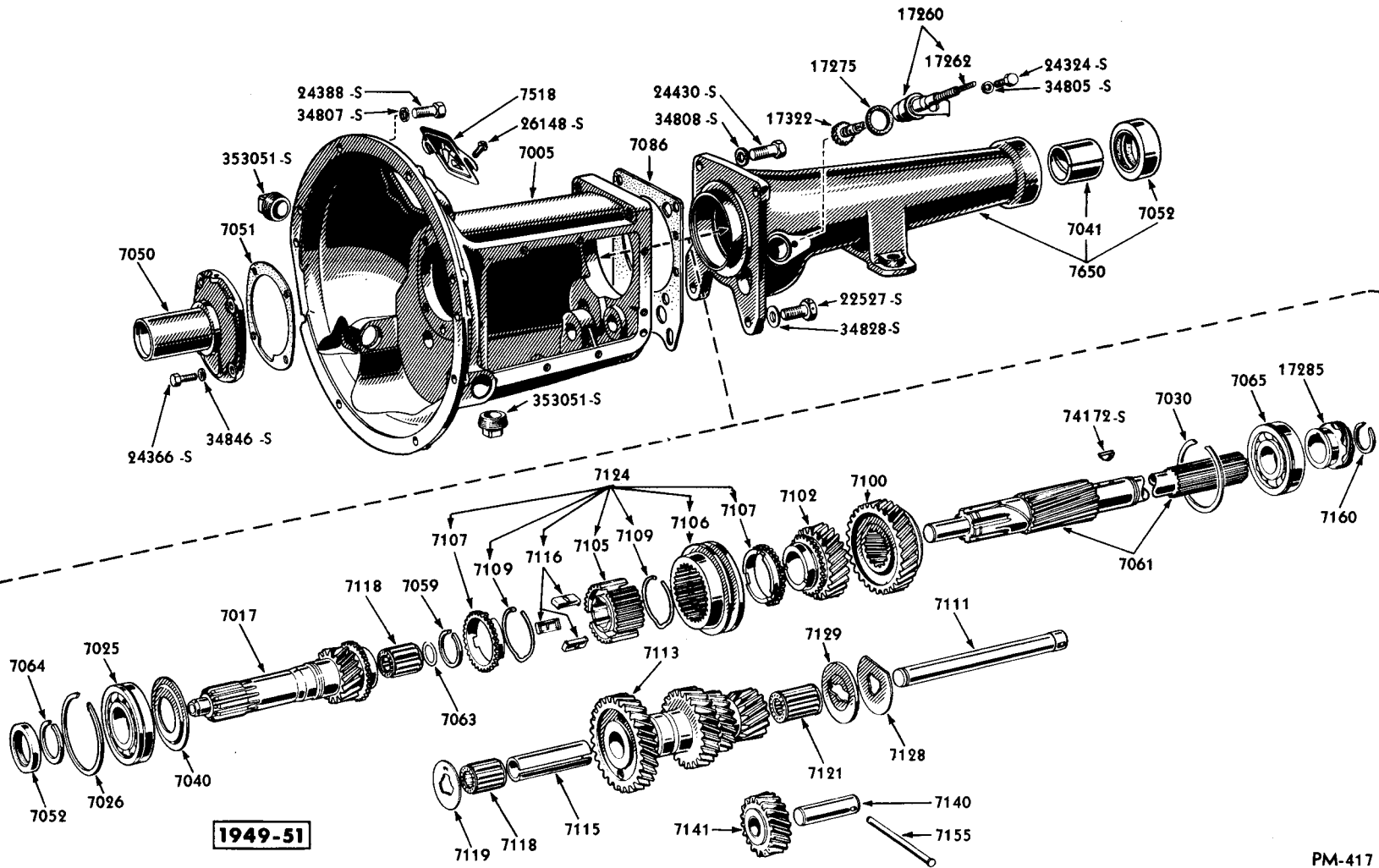
Transmission Overdrive—Continued

TRANSMISSION OVERDRIVE CHART—CONTINUED

PART NUMBER	CLASS	PART NAME	TRANSMISSION OVERDRIVE					
			8M-7000-B	1M-7003-D	AB-7003-B	AB-7003-E		
			NUMBER REQUIRED					
	56H-7688	Seal assy (trans. O/Drive shifter shaft)- 15/16" O.D. x 3/16" wide-lined with Rubber	1	1	1	1		
	8M-7689	Lever (trans. O/Drive control)-2-15/16" long	1					
	8A-7689	Lever (trans. O/Drive control)-3-3/16" long		1	1	1		
	355480-S8	Bolt (hex-hd)-5/16"-24 x 7/8"-O/Drive control to O/Drive control lever	1	1	1	1		
	34941-S7	Lockwasher (external tooth)-5/16"-O/Drive control lever to O/Drive control shaft	1	1	1	1		
	34941-S7	Lockwasher (external tooth)-5/16"-O/Drive control to O/Drive control lever	1	1	1	1		
	33797-S7	Nut (hex)-5/16"-18-O/Drive control lever to O/Drive control shaft	1	1	1	1		
	33798-S8	Nut (hex)-5/16"-24-O/Drive control to O/Drive control lever	1	1	1	1		
	356288-S8	Spacer (O/Drive control to O/Drive control lever)-21/64" I.D. x 11/16" O.D. x 19/64" thick	1	1	1	1		
	44722-S8	Washer (flat)-5/16"-O/Drive control to O/Drive control lever	1	1	1	1		
	44722-S8	Washer (flat)-5/16"-O/Drive control lever to O/Drive control shaft	1	1	1	1		
	8M-7690	Pawl (trans. O/Drive stationery gear)-with "V" shaped slot	1					
	8A-7690	Pawl (trans. O/Drive stationery gear)-with circular shaped slot		1				
	AB-7690-A	Pawl (trans. O/Drive stationery gear)			1	1		
	16H-7691-C	Plunger (trans. O/Drive interlock)-1.082" long- 2 grooves	1					
	16H-7691-E	Plunger (trans. O/Drive interlock)-1.065" long- 4 grooves	1					
	26H-7693	Seal (trans. O/Drive pawl operating rod oil)- 5/8" O.D. x 13/64" thick-lined with Rubber	1	1				
	8L-7696	Guide (trans. O/Drive shift rail)		1				
	*8CM-7713	Clip (trans. O/Drive control cable)-to engine- straight edge near 15/32" dia. hole	1					
	*8OM-7713	Clip (trans. O/Drive control cable support)-at engine-rounded edge near 15/32" dia. hole	1	1	1	1		
	8M-7749	Shaft & ring assy (trans. O/Drive main)-10-3/4" long & ring gear	1					
	AB-7749-A	Shaft & ring gear assy (trans. O/Drive main)- 16-1/32" long			1	1		
	8M-7777	Cover (trans. O/Drive main shaft bearing)	1	1	1	1		
	24324-S7	Bolt (hex-hd)-1/4"-20 x 5/8"-main shaft bearing cover	2	2	2	2		
	34940-S2	Lockwasher (external tooth)-1/4"-main shaft bearing cover	2	2	2	2		
	8M-7778	Gasket (trans. O/Drive main shaft bearing cover)	1	1	1	1		

* Used with but not a part of 7000 or 7003 assy

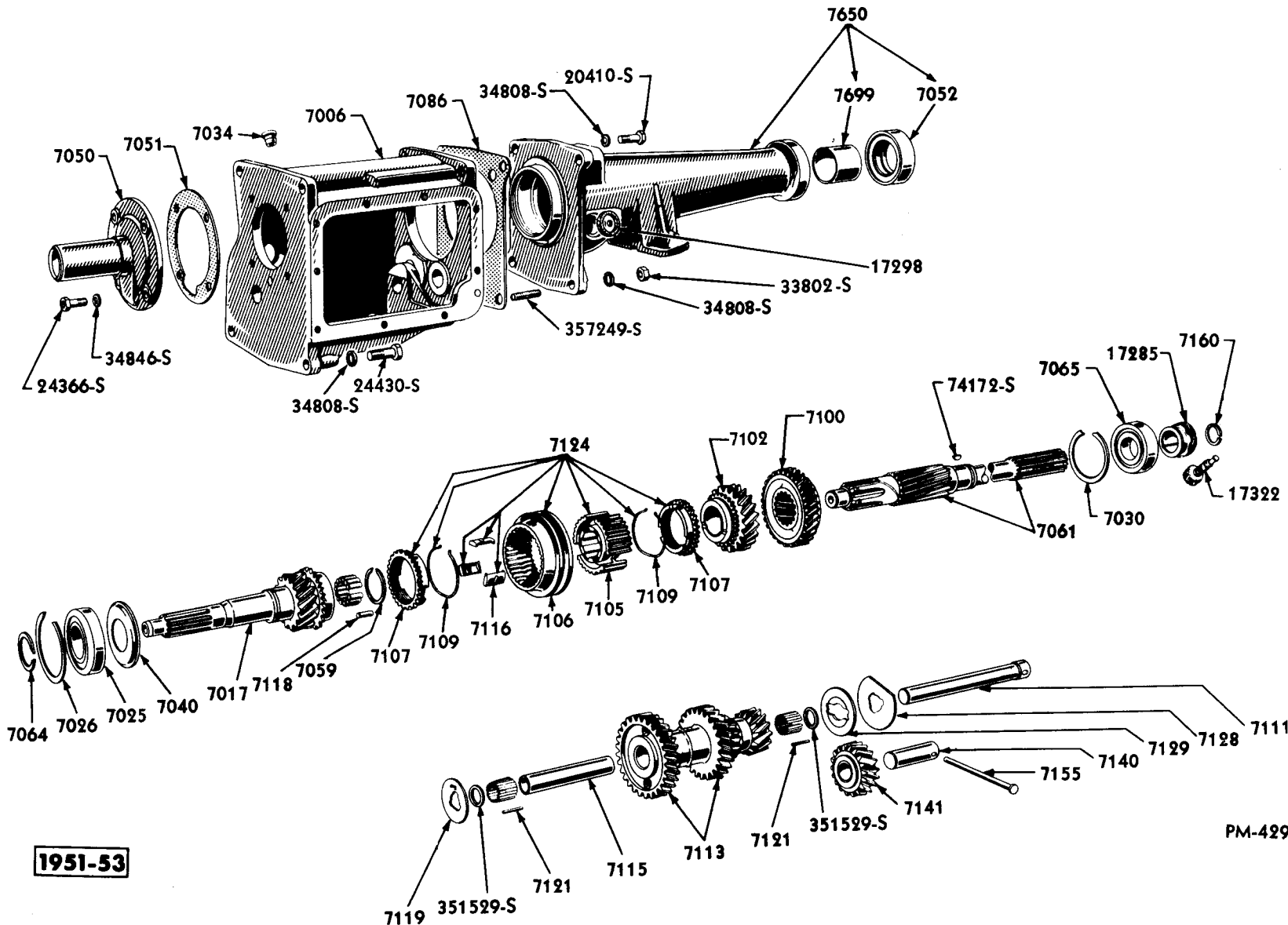
Transmission



1949-51

PM-417

TRANSMISSION EXTENSION AND RELATED PARTS
Basic numbers only shown on illustration. Order by Part Numbers shown in list of parts.



1951-53

PM-429

TRANSMISSION EXTENSION AND RELATED PARTS

Basic numbers only shown on illustration. Order by Part Numbers shown in list of parts.

MERCURY

CHASSIS PARTS CATALOGUE

PART NUMBER	CLASS	PART NAME	NO. REQ'D	MODEL	YEAR 19__
Transmission—Continued					
8M 7000-A		Trans. & ext. assy-without O/Drive-with bell hsg.	1	9M,OM,1M	49-51
8M 7000-B		Trans. & O/Drive assy-with bell housing	1	9M,OM,1M	49-51
\$1P 7000-Arc		Trans. & converter assy-reconditioned-optional with 1P-7000-Brc	1	OM,1M	50-51
\$1P 7000-Brc		Trans. & converter assy-reconditioned-optional with 1P-7000-Arc	1	OM,1M	50-51
\$1P 7000-C		Trans. & converter assy-opt. with 1P-7000-D	1	MA	52
\$1P 7000-D		Trans. & converter assy-opt. with 1P-7000-C	1	MA	52
\$1P 7000-N		Trans. & converter assy-under hood filler	1	MA	53
1M 7003-C		Trans. & ext. assy-without O/Drive & W/o bell hsg.	1	1M	51
1M 7003-D		Transmission & O/Drive assy & without bell hsg.	1	1M	51
\$1P 7003-A		Trans. assy-less converter	1	OM,1M	50-51
\$1P 7003-C		Trans. assy-less converter-optional with 1P-7003-D	1	OM,1M,MA	50-52
\$1P 7003-D		Trans. assy-less converter-optional with 1P-7003-C	1	OM,1M,MA	50-52
\$1P 7003-E		Transmission assy-less converter-under floor filler	1	OM,1M,MA	50-52
\$1P 7003-J		Transmission assy-less converter-under hood filler	1	MA	53
AB 7003-A		Transmission & ext. assy-w/o O/Drive & w/o bell hsg.	1	MA	52
AB 7003-B	NS	Trans. & O/Drive assy & w/o bell hsg.-service details	1	MA	52
AB 7003-D		Trans. & ext. assy-w/o O/Drive & w/o bell hsg.	1	MA	52-53
AB 7003-E	NS	Trans. & O/Drive assy-w/o bell hsg.-service details	1	MA	52-53

TRANSMISSION CHART

PART NUMBER	CLASS	PART NAME	TRANSMISSION									
			8M-7000-A	8M-7000-B	1M-7003-C	1M-7003-D	AB-7003-A	AB-7003-B	AB-7003-D	AB-7003-E		
			NUMBER REQUIRED									
8M 7005-A	NS	Case & bushing assy (trans.)-has ventilation hole-replaced by (1) each 8M-7005-B Case, 8M-7050 Retainer	1	1								
8M 7005-B		Case & bushing assy (trans.)-has no ventilation hole	1	1								
		24388-S8 Bolt (hex-hd)-3/8"-16 x 1"-trans. to flywheel housing	8	8								
		34807-S8 Lockwasher-3/8"-trans. to flywheel housing	8	8								
		353051-S Plug (extended head pipe)-3/4"-drain & filler	2	2								
\$1P 7005-A		Case assy (transmission)	Refer to Merc-O-Matic Trans. Chart									
\$1P 7005-C		Case assy (transmission)	Refer to Merc-O-Matic Trans. Chart									
1A 7006-A		Case (transmission)			1		1		1			
1A 7006-B		Case (transmission overdrive)				1			1		1	
		24430-S8 Bolt (hex-hd)-7/16"-14 x 1-1/4"-trans. case to flywheel hsg. assy			4	4	4	4	4	4	4	4
		34808-S8 Lockwasher-7/16"-trans. to flywheel housing assy			4	4	4	4	4	4	4	4
		358048-S Plug (pipe-countersunk)-3/4"-drain and filler			2	2	2	2	2	2	2	2

§ Used with Merc-O-Matic transmission

MERCURY

CHASSIS PARTS CATALOGUE

Transmission—Continued

TRANSMISSION CHART—CONTINUED

PART NUMBER	CLASS	PART NAME	TRANSMISSION									
			8M-7000-A	8M-7000-B	1M-7003-C	1M-7003-D	AB-7003-A	AB-7003-B	AB-7003-D	AB-7003-E		
			NUMBER REQUIRED									
1A 7017-A		Gear (trans. main drive)-16 teeth x 6-33/64" o/all length			1	1	1	1	1	1	1	
8M 7017		Gear (trans. main drive)-16 teeth x 8-1/4" o/all length	1	1								
\$1P 7015-A	NS	Shaft assy (transmission input)	Refer to Merc-O-Matic Trans. Chart									
\$1P 7015-B		Shaft assy (transmission input)	Refer to Merc-O-Matic Trans. Chart									
\$1P 7019-A		Washer (trans. input shaft thrust)	Refer to Merc-O-Matic Trans. Chart									
51A 7025		Bearing assy (ball)-trans. main drive gear-1-37/64" I.D. x 3-5/32" O.D. x 23/32" thick	1	1								
8A 7025		Bearing assy (ball)-trans. main drive gear-1-3/8" I.D. x 2-53/64" O.D. x 43/64" thick			1	1	1	1	1	1	1	
51A 7026		Snap ring (trans. main drive gear bearing retainer)-3-3/8" O.D. x .073" thick	1	1								
8A 7026		Snap ring (trans. main drive gear bearing retainer)-3-1/16" O.D. x .073" thick			1	1	1	1	1	1	1	
8M 7030-A		Snap ring (trans. main shaft rear bearing)-.086"-.088"-thin	as reqd	as reqd	as reqd	as reqd	as reqd	as reqd	as reqd	as reqd	as reqd	as reqd
8M 7030-B		Snap ring (trans. main shaft rear bearing)-.089"-.091"-medium	as reqd	as reqd	as reqd	as reqd	as reqd	as reqd	as reqd	as reqd	as reqd	as reqd
8M 7030-C		Snap ring (trans. main shaft rear bearing)-.092"-.094"-thick	as reqd	as reqd	as reqd	as reqd	as reqd	as reqd	as reqd	as reqd	as reqd	as reqd
8M 7030-D		Snap ring (trans. main shaft rear bearing)-.095"-.097"-extra thick	as reqd	as reqd	as reqd	as reqd	as reqd	as reqd	as reqd	as reqd	as reqd	as reqd
01A 7034		Vent assy (transmission case)-not used with 8M-7005-B	1	1	1	1	1	1	1	1	1	1
\$1P 7034-A		Vent assy (transmission case)	Refer to Merc-O-Matic Trans. Chart									
\$1P 7034-B		Vent assy (transmission case)	Refer to Merc-O-Matic Trans. Chart									
8M 7039		Kit (universal joint)-rear end-consists of the following (2) 8M-4678 or 1M-4678 Bearing (2) 8M-4693 Plate (2) 8M-7074 or 1M-7074 Bearing (4) 8M-7078 Packing (1) 8M-7084 Spider (2) 8M-7096 Snap ring (4) 355208-S8 Bolt	Refer to Drive Shaft & Univ/Jt. Group									
1M 7039-A		Kit (universal joint)-rear-consists of the following (2) 8M-4678 or 1M-4678 Bearing (2) 8M-4693 Plate (2) 8M-7074 or 1M-7074 Bearing (1) 1M-7078-A Packing (1) 1M-7084-A Spider (2) 8M-7096 Snap ring (4) 355208-S8 Bolt	Refer to Drive Shaft & Univ/Jt. Group									

§ Used with Merc-O-Matic transmission

CHASSIS PARTS CATALOGUE

Transmission—Continued

TRANSMISSION CHART—CONTINUED

PART NUMBER	CLASS	PART NAME	TRANSMISSION									
			8M-7000-A	8M-7000-B	1M-7003-C	1M-7003-D	AB-7003-A	AB-7003-B	AB-7003-D	AB-7003-E		
			NUMBER REQUIRED									
01A 7106		Sleeve (trans. intermediate & high clutch hub)	1	1	1	1	1	1	1	1		
81A 7107-C		Ring (trans. synchronizer blocking)	2	2	2	2	2	2	2	2	2	
51A 7109-A2		Spring (trans. main shaft intermediate & high clutch hub)	2	2	2	2	2	2	2	2	2	
8A 7111-B		Countershaft (transmission)	1	1	1	1	1	1	1	1	1	
8M 7113		Gear (trans. countershaft)	1	1								
1A 7113-A		Gear (transmission countershaft)			1	1	1	1	1	1	1	
B 7115		Spacer (trans. countershaft gear bearing)-3/4" I.D. x 3-3/8" long	1	1								
8A 7115		Spacer (trans. countershaft gear bearing)-3-5/32" I.D. x 4-19/32" long			1	1	1	1	1	1	1	
51A 7116		Insert (trans. main shaft intermediate & high clutch hub)	3	3	3	3	3	3	3	3	3	
B 7118-A		Bearing (trans. countershaft)-front-1-7/16" long -12 rollers	1	1								
B 7118-A		Bearing (trans. mainshaft pilot)-1-7/16" long-12 rollers	1	1								
8A 7118		Bearing assy (trans. main drive gear roller)-7/32" O.D. x 17/32" long			15	15	15	15	15	15	15	
B 7119-A		Washer (trans. countershaft gear thrust)-2-1/16" O.D. x 1/16" thick	1	1	1	1	1	1	1	1	1	
§1P 7120-B		Bushing (trans. input shaft)	Refer to Merc-O-Matic Trans. Chart									
B 7121-A		Bearing assy (trans. countershaft gear roller)-rear-1-11/16" long-12 rollers	1	1								
8A 7121		Bearing assy (trans. countershaft gear roller)-1/8" O.D. x 57/64" long			44	44	44	44	44	44	44	
		351529-S Washer (trans. countershaft gear pilot bearing roller)			2	2	2	2	2	2	2	
8M 7124		Synchronizer assy (transmission)	1	1	1	1	1	1	1	1	1	
8M 7128-A		Washer (trans. countershaft gear thrust)-rear-Steel 2-7/16" O.D. x 3/64" thick-used with 8M-7129-A	1	1	1	1	1	1	1	1	1	
8M 7128-B		Washer (trans. countershaft gear thrust)-rear-2-5/16" O.D. x 1/16" thick	1	1	1	1	1	1	1	1	1	
8M 7129-A		Washer (trans. countershaft gear thrust)-rear-2-7/16" O.D. x 9/64" thick-lined with Babbitt on one side-used with 8M-7128-A	1	1	1	1	1	1	1	1	1	
B 7140-A		Shaft (transmission reverse idler)	1	1	1	1	1	1	1	1	1	
68 7141		Gear & bushing assy (trans. reverse idler)-18 Helical teeth	1	1								
1A 7141-A		Gear & bushing assy (trans. reverse idler)-17 Helical teeth			1	1	1	1	1	1	1	

§ Used with Merc-O-Matic transmission

MERCURY

CHASSIS PARTS CATALOGUE

Transmission—Continued

TRANSMISSION CHART—CONTINUED

PART NUMBER	CLASS	PART NAME	TRANSMISSION										
			8M-7000-A	8M-7000-B	1M-7003-C	1M-7003-D	AB-7003-A	AB-7003-B	AB-7003-D	AB-7003-E			
			NUMBER REQUIRED										
8M 7153-A		Kit (trans. and extension gasket)-consists of the following (1) 78-7051 Gasket (1) 56H-7086 Gasket (1) 01A-7223 Gasket (1) 8M-17275 Gasket	1	1									
8M 7153-B	NS	Kit (trans. & O/Drive gasket)-consists of the following-service details (1) 56H-6932 Gasket (1) 78-7051 Gasket (1) 56H-7086 Gasket (1) 01A-7223 Gasket (1) 8M-7661 Gasket (1) 8M-7778 Gasket (1) 8M-17275 Gasket		1									
BPA 7153-A		Kit (transmission and extension gasket)-consists of the following (1) 8A-7051 Gasket (1) 1A-7086-A Gasket (1) 8A-7223 Gasket			1		1			1			
§BPA 7153-B	NS	Kit (transmission and extension gasket)	Refer to Merc·O·Matic Trans. Chart										
8A 7153-B		Kit (transmission and O/Drive gasket)-consists of the following (1) 56H-6932 Gasket (1) 8A-7051 Gasket (1) 8A-7086-B Gasket (1) 8A-7223 Gasket (1) 8A-7661 Gasket (1) 8M-7778 Gasket				1							
CPA 7153-C		Kit (trans. & O/Drive gasket)-consists of the following (1) 8A-7051 Gasket (1) AB-7086-A Gasket (1) 8A-7223 Gasket (1) AB-7661-A Gasket (1) 8M-7778 Gasket								1		1	
16H 7155		Pin (trans. countershaft & reverse idler shaft retaining)-1/4" O.D. x 4-1/4" long	1	1									
8A 7155		Pin (trans. countershaft & reverse idler shaft retaining)-5/16" O.D. x 4-55/64" long			1	1	1	1	1	1	1		
8M 7160-A		Snap ring (trans. main shaft)-.090" thick	as reqd		as reqd		as reqd		as reqd		as reqd		
8M 7160-B		Snap ring (trans. main shaft)-.093" thick	as reqd		as reqd		as reqd		as reqd		as reqd		
8M 7160-C		Snap ring (trans. main shaft)-.096" thick	as reqd		as reqd		as reqd		as reqd		as reqd		
8M 7160-D		Snap ring (trans. main shaft)-.100" thick	as reqd		as reqd		as reqd		as reqd		as reqd		
		48-7518 Cover (trans. inspection hole)	1	1									
		26148-S Bolt (rd hd)-5/16"-18 x 3/8"	2	2									

§ Used with Merc·O·Matic Transmission

CHASSIS PARTS CATALOGUE

Transmission—Continued

TRANSMISSION CHART—CONTINUED

PART NUMBER	CLASS	PART NAME	TRANSMISSION										
			8M-7000-A	8M-7000-B	1M-7003-C	1M-7003-D	AB-7003-A	AB-7003-B	AB-7003-D	AB-7003-E			
			NUMBER REQUIRED										
		8M-7650-A Extension assy (transmission)	1										
		1A-7650-A Extension assy (transmission)			1								
		AB-7650-A Extension assy (transmission)					1			1			
		20410-S8 Bolt (hex-hd)-7/16"-14 x 1-1/8"-extension assy to trans. case			4		4			4			
		22527-S2 Bolt (hex hd drilled)-7/16"-14 x 1-1/8"-extension assy to trans. case	2										
		24430-S8 Bolt (hex hd)-7/16"-14 x 1-1/4"-extension assy to trans. case	2										
		34808-S8 Lockwasher-7/16"	2		4		4			4			
		34828-S7 Lockwasher-7/16"	2										
		33802-S8 Nut (hex)-7/16"-20			2		2			2			
		357249-S Stud-7/16"-20 & 7/16"-14 x 1-11/16"-ext. assy to trans. case			2								
		34943-S7 Washer (external tooth)-7/16"					2			2			
		8A-7699-B Bearing (trans. ext.)-1-5/8" O.D. x 1-1/4" long			1		1			1			
		8M-17285 Gear (speedometer driving)-7 teeth	1	1	1	1	1	1	1	1	1	1	1
		74172-S Key (woodruff)-No. 3-speedometer driving	1	1	1	1	1	1	1	1	1	1	1
		AB-77652-A Shield (trans. extension dust)					1			1			

Merc-O-Matic Transmission

PART NUMBER	CLASS	PART NAME	NO. REQ'D	MODEL	YEAR 19__
●1P-7000-Arc		Trans. & converter assy-reconditioned-opt. with 1P-7000-BRC	1	OM, 1M	50-51
●1P-7000-Brc		Trans. & converter assy-reconditioned-opt. with 1P-7000-ARC	1	OM, 1M	50-51
●1P-7000-C		Trans. & converter assy-opt. with 1P-7000-D	1	MA	50-52
●1P-7000-D		Trans. & converter assy-opt. with 1P-7000-C	1	MA	50-52
●1P-7000-N		Trans. & converter assy	1	MA	53

● When replacing basic numbers 7000, 7003 or 7650 it is also necessary to replace 1M-77652 Shield

MERCURY

CHASSIS PARTS CATALOGUE

Merc-O-Matic Transmission—Continued

MERC-O-MATIC CHART

PART NUMBER	CLASS	PART NAME	MERC-O-MATIC TRANSMISSION									
			IP-7000-ARC & BRC	IP-7000-C&D	IP-7000-N							
						NUMBER REQUIRED						
		●1P-7003-A	Trans. assy-less converter-opt. with 1P-7003-B	1								
		●1P-7003-B	Trans. assy-less converter-opt. with 1P-7003-A	1								
		●1P-7003-C	Trans. assy-less converter-opt. with 1P-7003-D		1							
		●1P-7003-D	Trans. assy-less converter-opt. with 1P-7003-C		1							
		●1P-7003-E	Trans. assy-less converter-under floor filler	1	1							
		●1P-7003-J	Trans. assy-less converter-under hood filler			1						
		●1P-7005-A	Case assy (transmission)	1	1							
		●1P-7005-C	Case assy (transmission)	1	1	1						
		20470-S8	Bolt (hex-hd)-7/16"-14 x 1-1/2"-converter hsg. to trans. case	4	4	4						
		34848-S8	Lockwasher-7/16"-converter hsg. to trans. case	4	4	4						
		357916-S	Plug (dry seal pipe thread)-1/8"-27 to plug mfg. holes in trans. case	2	2	2						
		357916-S	Plug (pipe)-1/8"-27-to plug holes in trans. case	2	2	2						
		92031-S13	Screw (metal drive)-No. 2 x 3/16"-to attach nameplate to trans. case	2	2	2						
NS		1P-7015-A	Shaft assy (trans. input)-replaced by 1P-7015-B	1	1							
		1P-7015-B	Shaft assy (trans. input)	1	1	1						
		1P-7019-A	Washer (trans. input shaft thrust)	1	1	1						
		1P-7034-A	Vent assy (trans. case)	1	1							
		1P-7034-B	Vent assy (trans. case)	1	1	1						
		8M-7041-B	Bearing (trans. ext.)-use with 1P-7650-B & C	1	1	1						
NS		BPA-7052-A	Kit (primary sun gear oil seal)-consists of the following-service details (2) 1P-77542-A Oil seal (2) 1P-77543-A Oil seal (2) 1P-77547-A Oil seal (4) 1P-77883-A Oil seal	1	1							
NS		BPA-7052-B	Kit (servo, clutch and pump oil seal)-consists of the following-service details (1) 1P-7657-A Oil seal (1) 1P-77265-B Oil seal (1) 1P-77288-A Oil seal (1) 1P-77361-A Oil seal (1) 1P-77362-A Oil seal (1) 1P-77365-A Oil seal (1) 1P-77414-A Oil seal (1) 1P-77512-A Oil seal (1) 1P-77513-A Oil seal (1) 1P-77557-A Oil seal (1) 1P-77558-A Oil seal (1) 1P-77837-A Oil seal (1) 1P-77868-A Oil seal (1) 1P-77873-A Oil seal	1	1							
		81A-7059	Snap ring (trans. main shaft)-1-11/32" O.D. x .087" thick	1	1	1						
		1P-7086-A	Gasket (trans. ext.)-Rubber Coated Hard Fibre-6-1/32" I.D. x 1/64" thick	1	1	1						
		1P-7120-B	Bushing (trans. input shaft)	1	1	1						

● When replacing basic numbers 7000, 7003, or 7650 it is also necessary to replace 1M-77652 Shield

MERCURY

CHASSIS PARTS CATALOGUE

Merc-O-Matic Transmission—Continued

MERC-O-MATIC CHART—CONTINUED

PART NUMBER	CLASS	PART NAME	MERC-O-MATIC TRANSMISSION								
			IP-700-ARC & BRC	IP-700-C & D	IP-700-N						
						NUMBER REQUIRED					
	NS	BPA-7153-B Kit (transmission gasket)-consists of the following-service details (1) 1P-7086-A Gasket (1) 1P-77139-A Gasket (1) 1P-77139-B Gasket (1) 1P-77486-A Gasket (1) 1P-77836-A Gasket (1) 1P-77862-A Gasket	1	1	1						
		●1P-7650-A Extension assy (trans.)-opt. with 1P-7650-B	1								
		●1P-7650-B Extension assy (trans.)-optional with 1P-7650-A	1								
		●1P-7650-C Extension assy (transmission)		1	1						
		24448-S8 Bolt (hex-hd)-3/8"-16 x 1-3/8"-ext. to trans. case	4	4	4						
		356750-S Bolt (hex-hd)-3/8"-16 x 3-5/8"-attach ext. to trans. case	1	1	1						
		351487-S Washer (external tooth)-3/8"-ext. to trans. case	5	5	5						
		1P-7657-A Oil seal assy (trans. ext.)-2-3/8" O.D. x 3/4" wide	1	1	1						
		1M-7692 Shield (trans. ext. rear oil seal)-3-3/32" O.D. x 2" long	Refer to Drive Shaft & Univ. Jt. Group								
		351682-S32 Nut (spring)-for 1-9/16" dia. shaft	Refer to Drive Shaft & Univ. Jt. Group								
		1M-7771-A Pan (trans. control linkage splash)	1								
		MA-7771-A Pan (trans. control linkage splash)		1	1						
	NS	1P-7908-A Impeller assy (converter)-uses Paper gasket-replaced by 1P-7908-B	1	1							
		1P-7908-B Impeller assy (converter)-uses Paper gasket-has (34) bolt holes	1	1							
		1P-7908-C Impeller assy (converter)-with (34) bolt holes uses 1P-7915-B Hub and Rubber gasket 1P-7963-B	1	1							
		1P-7908-D Impeller assy (converter)-uses 1P-7915-C hub and Rubber gasket 1P-7963-B		1	1						
	NS	1P-7915-A Hub (converter impeller)-replaced by 1P-7915-B	1	1							
		1P-7915-B Hub (converter impeller)-2-51/64" overall length-used with 1P-7908-A,B & C and 1P-77820-A,B & C	1	1							
		1P-7915-C Hub (converter impeller)-2-11/32" overall length-used with 1P-7908-D and 1P-77820-D		1	1						
		356748-S Bolt (hex-hd)-1/4"-20 x 5/8"-impeller hub to impeller hsg.	8	8	8						
		34805-S8 Lockwasher-1/4"-impeller hub to impeller hsg.	8	8	8						
		1P-7916-A Gasket (converter impeller hub)-Synthetic Rubber-4-1/4" O.D. x 3-15/16" I.D. x 9/64" thick	1	1	1						

● When replacing basic numbers 7000, 7003 or 7650 it is also necessary to replace 1M-77652 Shield

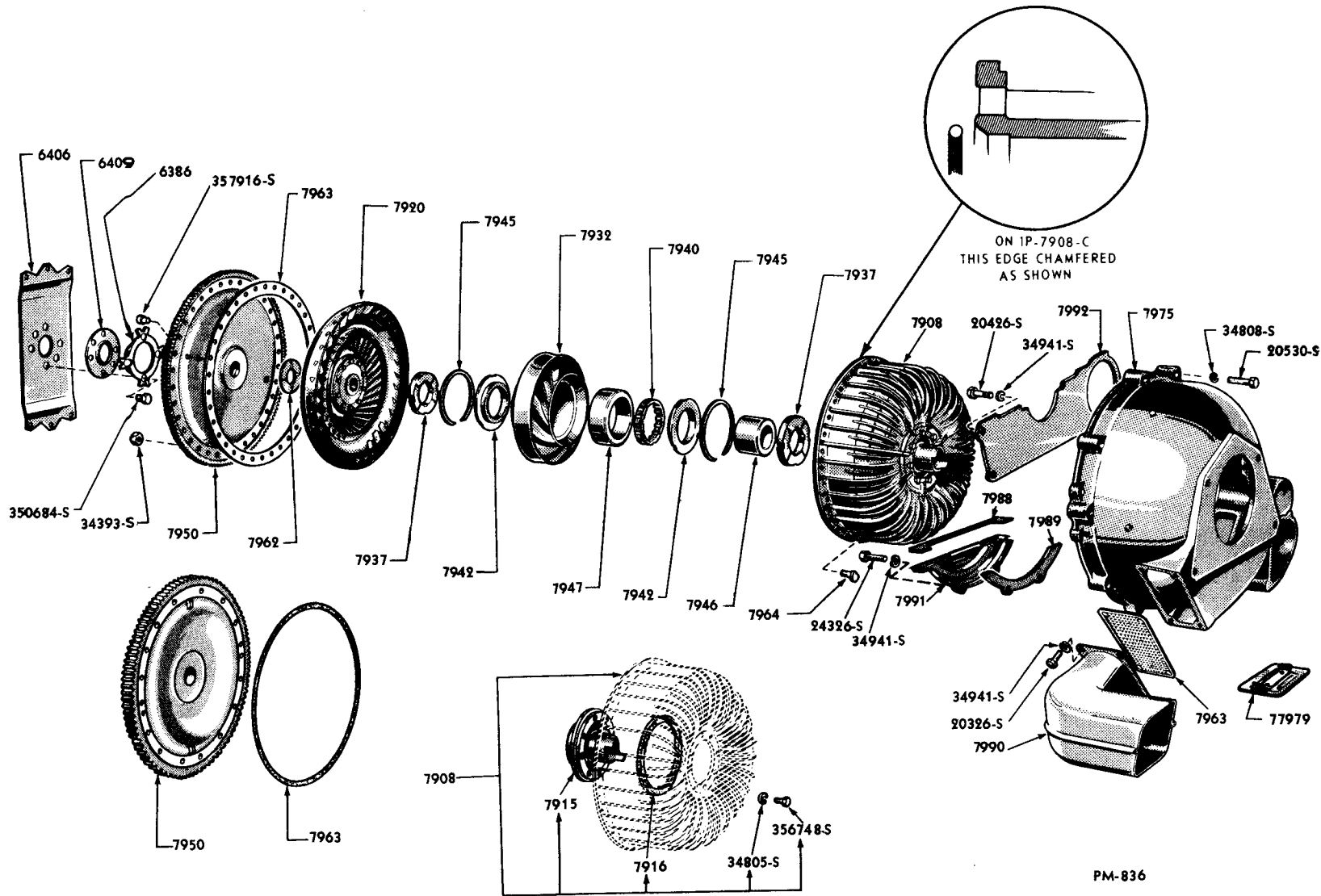
MERCURY

CHASSIS PARTS CATALOGUE

Merc-O-Matic Transmission—Continued

MERC-O-MATIC CHART—CONTINUED

PART NUMBER	CLASS	PART NAME	MERC-O-MATIC TRANSMISSION							
			IP-7000-ARC & BRC	IP-7000-C & D	IP-7000-N					
									NUMBER REQUIRED	
		1P-7920-A Turbine assy (converter)	1	1	1					
		1P-7932-A Stator assy (converter)	1	1	1					
		1P-7937-A Washer (converter stator thrust)-Aluminum-1-19/32" I.D. x 2-15/16" O.D. x 13/32" thick	2	2	2					
		1P-7940-B Clutch assy (converter stator)	1	1	1					
		1P-7942-B Retainer assy (converter stator clutch)	2	2	2					
		1P-7945-A Snap ring (converter stator clutch retainer)-3-1/2" I.D. x 1/16" thick	2	2	2					
		1P-7946-A Race (converter stator clutch)-inner-19 teeth	1	1	1					
		1P-7947-B Race (converter stator clutch)-outer-3 external slots	1	1	1					
		1P-7950-A Cover assy (converter)-with (34) bolt holes-uses Paper gasket-also used with 1P-7908-B	1	1						
		1P-7950-C Cover assy (converter)-with (18) bolt holes-uses Rubber gasket		1	1					
		357916-S Plug (hex hd pipe)-1/8"-27-in converter cover to drain converter	2	2	2					
		1CM-6386 Plate (crankshaft to converter drive locking)	1	1	1					
		1CM-6387 Dowel (crankshaft to converter drive plate)-7/16" x 15/32" O.D. x 1/2" long	2	2	2					
		1CM-6406 Plate (converter drive)	1	1	1					
		1CM-6408 Plate (converter pilot mounting)	1	1	1					
		350684-S Bolt (hex-hd)-7/16"-20 x 5/8"-attaches 1CM-6406, 1CM-6408 & 1CM-6386 to crankshaft	4	4	4					
		1P-7962-A Washer (counter thrust)-1-1/4" I.D. x 2-7/16" O.D. x 1/16" thick	1	1	1					
NS		1P-7963-A Gasket (converter cover)-13-29/32" O.D. x 13-1/16" I.D.-replaced by 1P-7963-C	1	1						
		1P-7963-B Gasket (converter cover)-Rubber, round section-used with 1P-7908-C & D		1	1					
		1P-7963-C Gasket (converter cover)-Vulcanized Fibre	1	1						
NS		1P-7964-A Bolt (converter cover to impeller hsg.)-flat side head-5/16"-24 x 61/64"-repl. by 1P-7964-B	34							
		1P-7964-B Bolt (converter cover to impeller hsg.)-flat sided head-5/16"-24 x 1-1/64"	34	34						
		1P-7964-D Bolt (converter cover to impeller hsg.)-flat sided head-5/16"-24 x 1-1/64"-also concaved under side of head	34	18 or 34	18					
		357919-S Locknut (hex)-5/16"-24-attach impeller assy to converter cover assy	34	18 or 34	18					



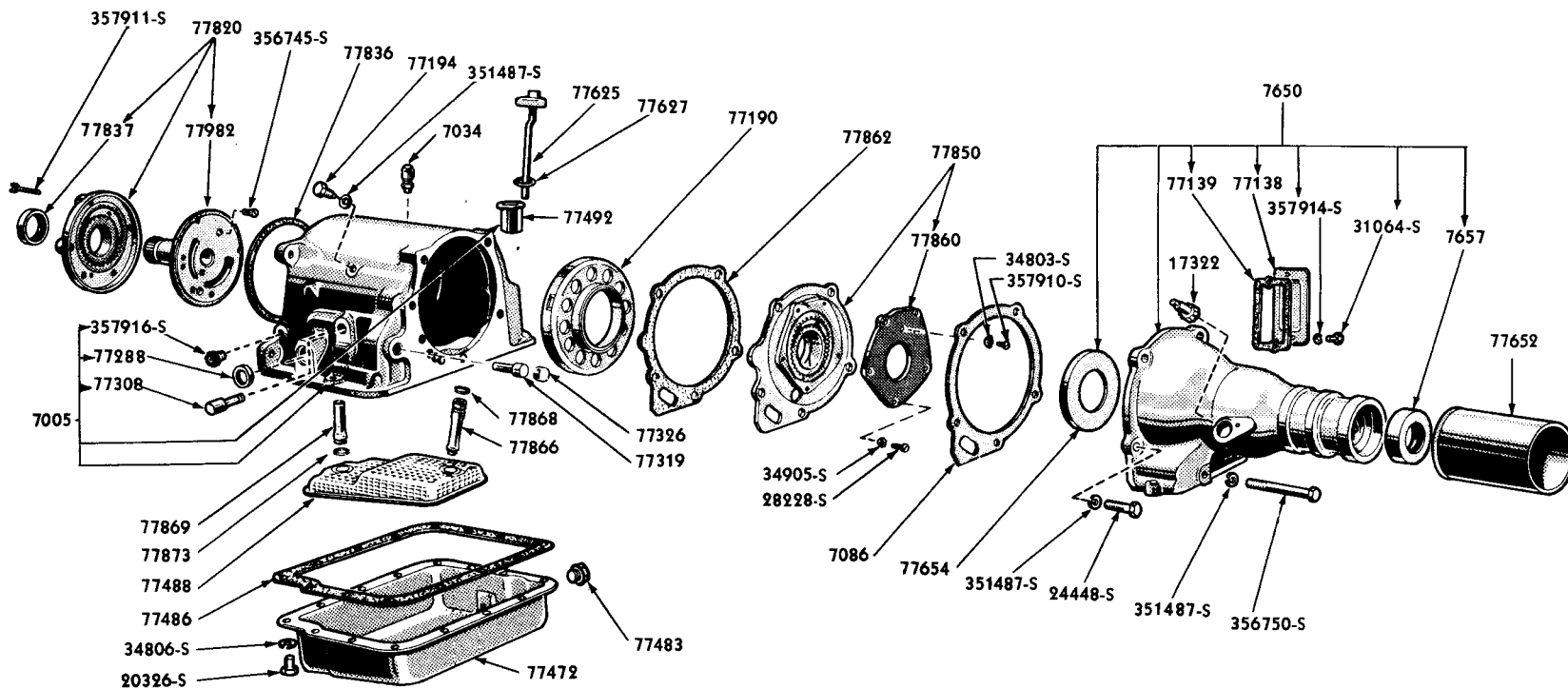
CONVERTER AND RELATED PARTS

Basic numbers only shown on illustration. Order by Part Numbers shown in list of parts.

MERCURY

CHASSIS PARTS CATALOGUE

Merc-O-Matic Transmission — Continued



PM-569

TRANSMISSION CASE AND RELATED PARTS

Basic numbers only shown on illustration. Order by Part Numbers shown in list of parts.

MERCURY

CHASSIS PARTS CATALOGUE

Merc-O-Matic Transmission—Continued

MERC-O-MATIC CHART—CONTINUED

PART NUMBER	CLASS	PART NAME	MERC-O-MATIC TRANSMISSION							
			IP-7000-ARC & BRC	IP-7000-C & D	IP-7000-N					
									NUMBER REQUIRED	
1P-7975-A		Housing assy (converter)-uses 1M-7991-A & 1M-77979-A	1							
1P-7975-C		Housing assy (converter)-uses 1M-7991-B & 1M-77979-B		1	1					
20446-S8		Bolt (hex-hd)-5/16"-18 x 1-3/8"-converter hsg. to starter motor	1	1						
20450-S		Bolt (hex-hd)-7/16"-14 x 1-3/8"-converter housing to trans.	4	4	4					
34848-S		Lockwasher-7/16"-converter hsg. to trans.	4	4	4					
20530-S		Bolt (hex-hd)-7/16"-14 x 2-1/8"-converter hsg. to cylinder block	6	6	6					
34806-S7		Lockwasher-5/16"-converter hsg. to starter motor	1	1	1					
34808-S8		Lockwasher-7/16"-converter hsg. to cyl. block	6	6	6					
1M-7988		Gasket (converter hsg. lower cover to upper cover)-41/64" max. width x 13-1/4" long	1	1	1					
1M-7989		Gasket (converter hsg. lower cover)-quarter circle-7" between center lines of the two bolt holes	1	1	1					
1M-7990-B		Duct assy (converter air)-with approx. square opening	1							
AB-7990-A		Duct assy (converter air)-with oblong opening		1	1					
1M-7991-A		Cover assy (converter hsg.)-lower-less gaskets-used with 1P-7975-A	1							
1M-7991-B		Cover assy (converter hsg.)-lower-less gaskets -with clinch nut-used with 1P-7975-C		1	1					
24466-S7		Bolt (hex)-5/16"-18 x 1-1/2"-used with 1M-7991-B		1	1					
20326-S7		Bolt (hex-hd)-5/16"-18 x 5/8"	2	2	2					
34806-S7		Lockwasher-5/16"	2	2	2					
1M-7992		Cover (converter housing)-upper	1	1	1					
20326-S7		Bolt (hex-hd)-5/16"-18 x 5/8"-1M-7992 to converter housing	3	3	3					
34941-S7		Lockwasher-5/16"-1M-7992 to converter hsg.	3	1	1					
34806-S7		Lockwasher-5/16"		2	2					
1M-7993-B		Screen assy (converter hsg. to air duct)	1	1	1					
20326-S7		Bolt (hex-hd)-5/16"-18 x 5/8"	4	4	4					
34941-S7		Lockwasher-5/16"	4	4	4					
1P-17285-A		Gear (speedometer driving)-7 teeth	1							
1P-17285-B		Gear (speedometer driving)-8 teeth		1	1					
353078-S		Ball (steel)-1/4" dia.-to key speedometer gear to output shaft	1	1	1					

MERCURY

CHASSIS PARTS CATALOGUE

Merc-O-Matic Transmission—Continued

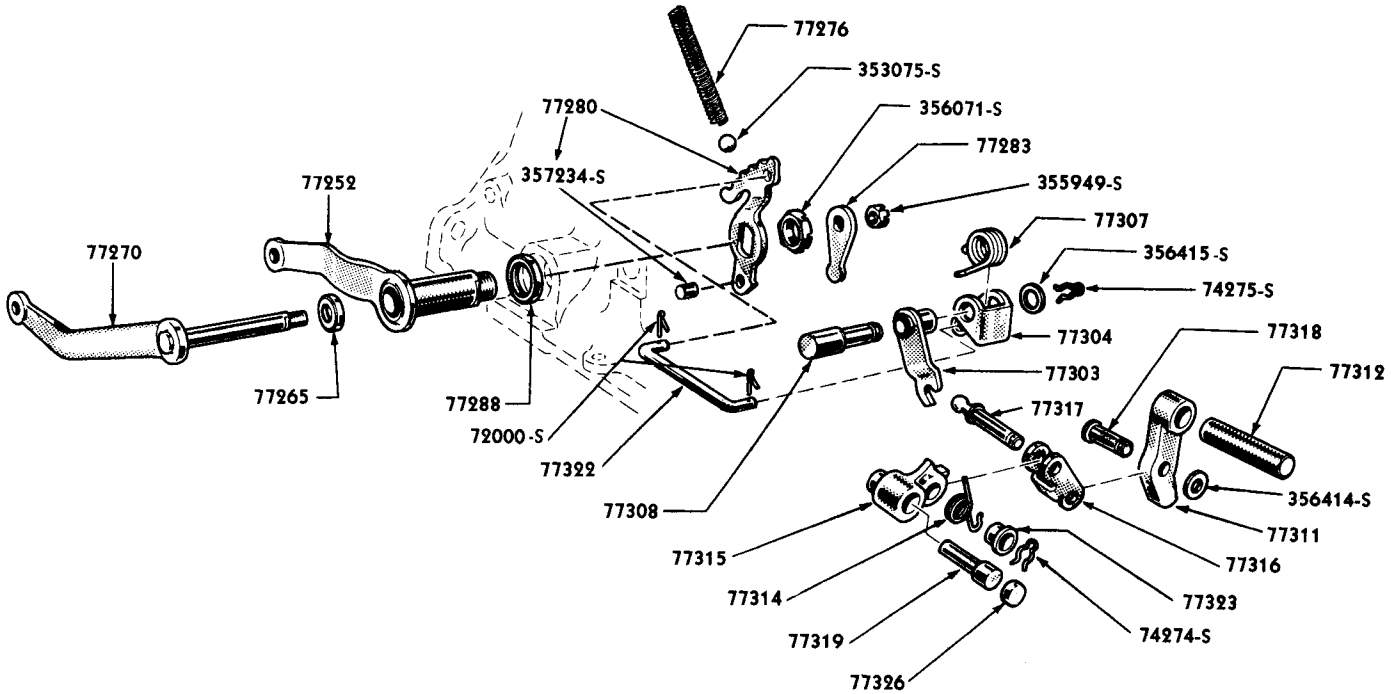
MERC-O-MATIC CHART—CONTINUED

PART NUMBER	CLASS	PART NAME	MERC-O-MATIC TRANSMISSION						
			IP-7000-ARC & BRC	IP-7000-C & D	IP-7000-N				
			NUMBER REQUIRED						
		AB-77020-A Tube assy (trans. oil filler)			1				
		MA-77021-A Clamp (trans. oil filler tube)			1				
		24428-S8 Bolt (hex-hd)-3/8"-16 x 1-1/4"			1				
		34807-S8 Lockwasher-3/8"			1				
NS		1P-77059-A Shaft & ring gear assy (output)-14-15/16" overall length-replaced by 1P-77059-C	1						
NS		1P-77059-B Shaft & ring gear assy (output)-19-31/32" overall length-replaced by 1P-77059-D		1					
NS		1P-77059-C Shaft & ring gear assy (output)-14-15/16" overall length-replaced by 1P-77059-E	1						
		1P-77059-D Shaft & ring gear assy (output)-19-31/32" overall length-replaced by 1P-77059-F		1					
		1P-77059-E Shaft & ring gear assy (output)-14-15/16" overall length	1						
		1P-77059-F Shaft & ring gear assy (output)-19-31/32" overall length		1	1				
		74144-S Key (woodruff)-No. 5-rear pump driving gear to output shaft	1	1	1				
		1P-77062-B Bushing (trans. output shaft)-1-1/2" I.D. x 1-5/8" O.D. x 3/4" long-friction type	1	1					
		1P-77062-C Bushing (trans. output shaft)			1				
		1P-77066-A Washer (trans. output shaft thrust)-rear-3" O.D. x 2-7/32" I.D. x 1/16" thick-with (4) slotted lips-use with 1P-77850-A Pump only	1	1	1				
		1P-77066-C Washer (trans. output shaft thrust)-rear-3" O.D. x 2-7/32" I.D. x 1/16" thick-with two tabs- use with 1P-77850-C Pump only	1	1	1				
		1P-77067-A Washer (trans. output shaft thrust)-front- .061"/.063" thick	as reqd	as reqd	as reqd				
		1P-77067-B Washer (trans. output shaft thrust)-front- .067"/.069" thick	as reqd	as reqd	as reqd				
		1P-77067-C Washer (trans. output shaft thrust)-front- .074"/.076" thick	as reqd	as reqd	as reqd				
		1P-77067-D Washer (trans. output shaft thrust)-front- .081"/.083" thick	as reqd	as reqd	as reqd				
		1P-77130-A Governor assy (transmission)	1	1	1				
		353078-S Ball (steel)-1/4" dia.-to key governor assy to output shaft	1	1	1				
		1P-77131-A Body assy (trans. governor)-less counterweight	1	1	1				
		34805-S8 Lockwasher-1/4"-attach governor body to governor counterweight	2	2	2				
		31128-S Screw (fillister head)-1/4"-20 x 1"-attach governor body to governor counterweight	2	2	2				
		1P-77135-A Cover (trans. governor valve body)	1	1	1				
		357846-S Screw (flat head)-No. 10-24 x 3/8"-attach governor body cover to governor body	2	2	2				
		1P-77136-A Snap ring (trans. governor retaining)-1-5/8" I.D. x 3/64" thick	1	1	1				

MERCURY

CHASSIS PARTS CATALOGUE

Merc-O-Matic Transmission—Continued



PM-446

THROTTLE AND MANUAL CONTROL LEVERS

Basic numbers only shown on illustration. Order by Part Numbers shown in list of parts.

MERC-O-MATIC CHART—CONTINUED

PART NUMBER	CLASS	PART NAME	MERC-O-MATIC TRANSMISSION					
			IP-7000-ARC & BRC	IP-7000-C & D	IP-7000-N			
						NUMBER REQUIRED		
1P-77283-A		Lever (trans. throttle control)-inner	1	1	1			
355949-S		Locknut (hex)-5/16"-24-to attach lever to throttle control shaft	1	1	1			
1P-77288-A		Oil seal assy (trans. manual control lever)-lined with Rubber-1-1/16" O.D. x 3/16" wide	1	1	1			
1P-77303-A		Lever assy (trans. parking pawl toggle operating)	1	1	1			
74275-S		Retainer (spring)-for 5/16" grooved dia.-to retain parking pawl toggle lift lever	1	1	1			
1P-77304-A		Lever (trans. parking pawl torsion spring)	1	1	1			
1P-77307-A		Spring (trans. parking pawl torsion)-.1185"/.1225" diameter replaced by 1P-77307-B	1					

MERCURY

CHASSIS PARTS CATALOGUE

Merc-O-Matic Transmission—Continued

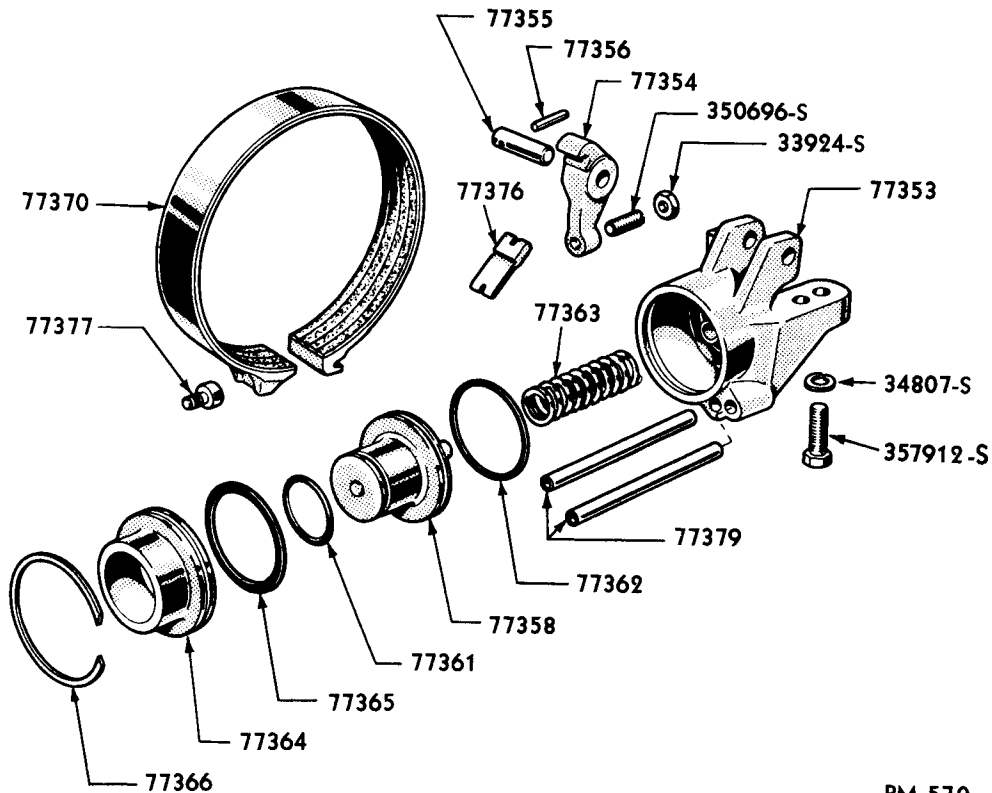
MERC-O-MATIC CHART—CONTINUED

PART NUMBER	CLASS	PART NAME	MERC-O-MATIC TRANSMISSION							
			IP-7000-ARC & BRC	IP-7000-C & D	IP-7000-N					
									NUMBER REQUIRED	
		1P-77307-B Spring (trans. parking pawl torsion)-.111"/.115" diameter	1	1	1					
		1P-77308-A Pin (trans. parking pawl torsion lever support)-9/16" max. dia. x 2-1/2" o/all length-grooved at end	1	1	1					
		356415-S Washer (flat)-25/64" dia.-used with parking pawl toggle lever pin	1	1	1					
		1P-77311-A Pawl (transmission parking)	1	1	1					
		1P-77312-A Pin (trans. parking pawl support)-.461"/.462" O.D. x 2-1/32" long	1	1	1					
		1P-77314-A Spring (trans. parking pawl toggle return)-approx. 3 coils-hooked type ends	1	1	1					
		1P-77315-A Lever (trans. parking pawl toggle)	1	1	1					
		1P-77316-A Link (trans. parking pawl toggle)	1	1	1					
		1P-77317-A Pin (trans. parking pawl toggle lever)-5/16" O.D. x 1-39/64" o/all length-spherical at one end	1	1	1					
		74274-S Retainer (spring)-for 1/4" grooved dia.-to retain parking pawl toggle pin	1	1	1					
		1P-77318-A Pin (trans. parking pawl toggle link)-5/16" O.D. x 1" long-grooved at end	1	1	1					
		356414-S Washer (flat)-21/64" dia.-used with parking pawl toggle lever pin	1	1	1					
		1P-77319-A Pin (trans. parking pawl toggle lever support)-3/8" x 1-3/4" o/all length-special head	1	1	1					
		1P-77322-A Rod (trans. parking pawl torsion lever)-1/4" dia. x 2-15/16" o/all length-cotter pin hole at each end	1	1	1					
		72000-S7 Cotter pin-1/16" x 3/8"-to retain parking pawl link rod	2	2	2					
		1P-77323-A Retainer (trans. parking pawl toggle return spring)-5/16" I.D. x 27/64" O.D. x 5/16" long	1	1	1					
		1P-77326-A Retainer (trans. parking pawl toggle lever support pin)-9/16" O.D. x 1/4" wide	1	1	1					
NS		1P-77350-B Servo assy (trans. front band)-service details	1	1	1					
		357912-S Bolt (hex hd)-3/8"-16 x 1-1/4"-frt. servo to trans. case	1	1	1					
		34807-S8 Lockwasher-3/8"-front servo to trans. case	1	1	1					
		1P-77353-B Body (front band servo)	1	1	1					
		1P-77354-A Lever (trans. front band adjusting)	1	1	1					
		33924-S7 Nut (hex)-3/8"-16-to lock adj. screw to actuating lever	1	1	1					
		350696-S Screw (headless set)-3/8"-16 x 1-3/8"-to adjust frt. servo actuating lever	1	1	1					

MERCURY

CHASSIS PARTS CATALOGUE

Merc-O-Matic Transmission—Continued



PM-570

FRONT SERVO AND RELATED PARTS

Basic numbers only shown on illustration. Order by Part Numbers shown in list of parts.

MERC-O-MATIC CHART—CONTINUED

PART NUMBER	CLASS	PART NAME	MERC-O-MATIC TRANSMISSION					
			IP-7000-ARC & BRC	IP-7000-C & D	IP-7000-N			
						NUMBER REQUIRED		
1P-77355-A		Shaft (trans. front band actuating lever)-7/16" dia. x 1-11/16" long	1	1	1			
1P-77356-A		Pin (trans. band actuating lever shaft)-slotted .164" O.D. x 1-1/4" long	2	2	2			
1P-77358-A		Piston assy (trans. front band servo)	1	1	1			
1P-77361-A		Oil seal (trans. front band servo piston)-1-11/64" I.D. x 1-29/64" O.D. x 9/64" thick-Rubber	1	1	1			
1P-77362-A		Oil seal (trans. front band servo piston)-2-7/64" I.D. x 2-25/64" O.D. x 9/64" thick-Rubber	1	1	1			
1P-77363-B		Spring (trans. front band servo piston retracting) -1-1/32" O.D. x 2-13/32" o/all length	1	1	1			
1P-77364-A		Retainer (trans. front band servo piston)	1	1	1			

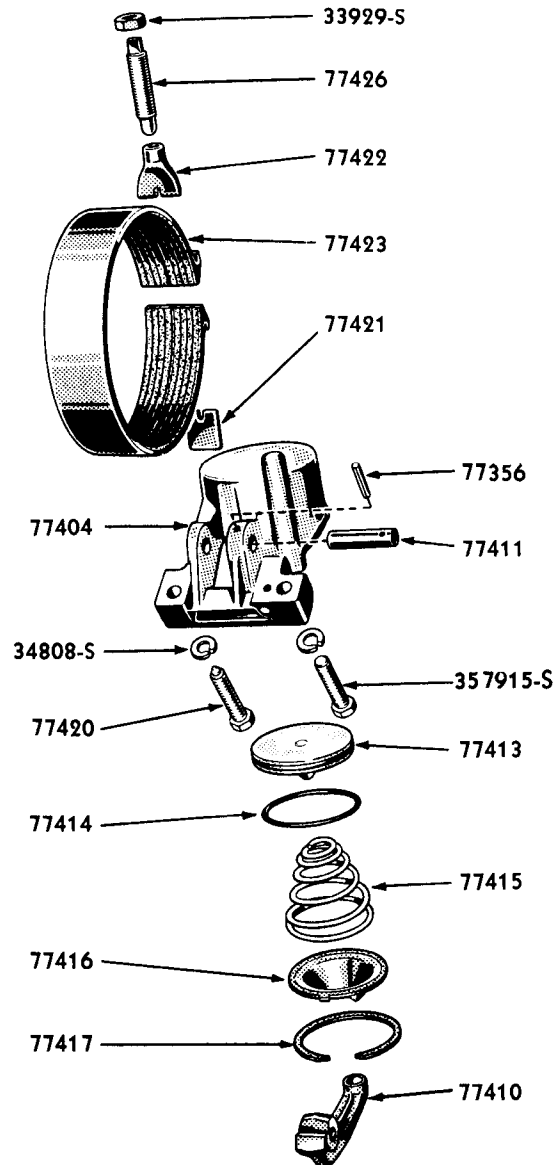
MERCURY

CHASSIS PARTS CATALOGUE

Merc-O-Matic Transmission—Continued

MERC-O-MATIC CHART—CONTINUED

PART NUMBER	CLASS	PART NAME	MERC-O-MATIC TRANSMISSION								
			IP-7000-ARC & BRC	IP-7000-C & D	IP-7000-N						
			NUMBER REQUIRED								
		1P-77365-A Oil seal (trans. front band servo piston retainer)- 1-29/32" I.D. x 2-13/32" O.D. x 1/16" thick- Rubber	1	1	1						
		1P-77366-A Snap ring (trans. front band servo piston retainer) -2-9/16" O.D. x 3/64" thick	1	1	1						
		1P-77370-A Band assy (transmission front)	1	1	1						
		1P-77376-A Strut (trans. front band actuating)	1	1	1						
		1P-77377-A Pin (trans. front band anchor)-5/16" dia. x 5/8" dia. x 1-3/16" o/all length	1	1	1						
		1P-77379-A Tube (trans. front band servo oil)-5/16" O.D. x 4-7/16" long	2	2	2						
	NS	1P-77400-A Servo assy (trans. rear band)-Aluminum body- service details	1	1	1						
		357915-S Bolt (hex hd)-7/16"-14 x 1-7/8"-rear servo to trans. case	1	1	1						
		34808-S8 Lockwasher-7/16"-rear servo to trans. case	2	2	2						
		1P-77404-A Body assy (trans. rear band servo)-Aluminum	1	1	1						
		87708-S Plug (headless socket pipe)-1/8"-27	2	2	2						
		1P-77410-A Lever (trans. rear band actuating)	1	1	1						
		1P-77411-A Shaft (trans. rear band actuating lever)-1/2" dia. x 1-15/16" long	1	1	1						
		1P-77413-A Piston (trans. rear band servo)-Aluminum- 2.984"/2.989" O.D.	1	1	1						
		1P-77413-B Piston (trans. rear band servo)-Aluminum- 2.977"/2.982" O.D.	1	1	1						
		1P-77414-A Oil seal (trans. rear band servo piston)-2- 47/64" I.D. x 3" O.D. x 9/64" thick-Rubber	1	1	1						
		1P-77415-A Spring trans. rear band. servo piston)-3" max. O.D. x 2-19/32" o/all length-5 coils-conical shaped	1	1	1						
		1P-77416-A Retainer (trans. rear band servo piston spring)	1	1	1						
		1P-77417-A Snap ring (trans. rear band servo piston retainer)- 3-1/4" O.D. x 1/16" thick-Steel	1	1	1						
		1P-77420-A Bolt (hex hd)-7/16"-14 x 2-15/32"-with pilot end-trans. rear band servo to case	1	1	1						
		1P-77421-A Strut (trans. rear band actuating)-29/32" wide x 1-7/64" long x .169" thick	1	1	1						
		1P-77422-B Strut (trans. rear band anchor)-9/16" and 1-1/4" wide x 1-7/32" long, tapered	1	1	1						
		1P-77423-A Band assy (trans. rear)	1	1	1						
		1P-77426-A Stop (trans. rear band adjusting)-1/2"-20 x 2- 7/16" overall length	1	1	1						
		33929-S7 Nut (hex)-1/2"-20-to lock rear band adj. stop to trans. case	1	1	1						

Merc•O•Matic Transmission—Continued

PM-571

REAR SERVO AND RELATED PARTS

Basic numbers only shown on illustration. Order by Part Numbers shown in list of parts.

CHASSIS PARTS CATALOGUE

Merc-O-Matic Transmission—Continued

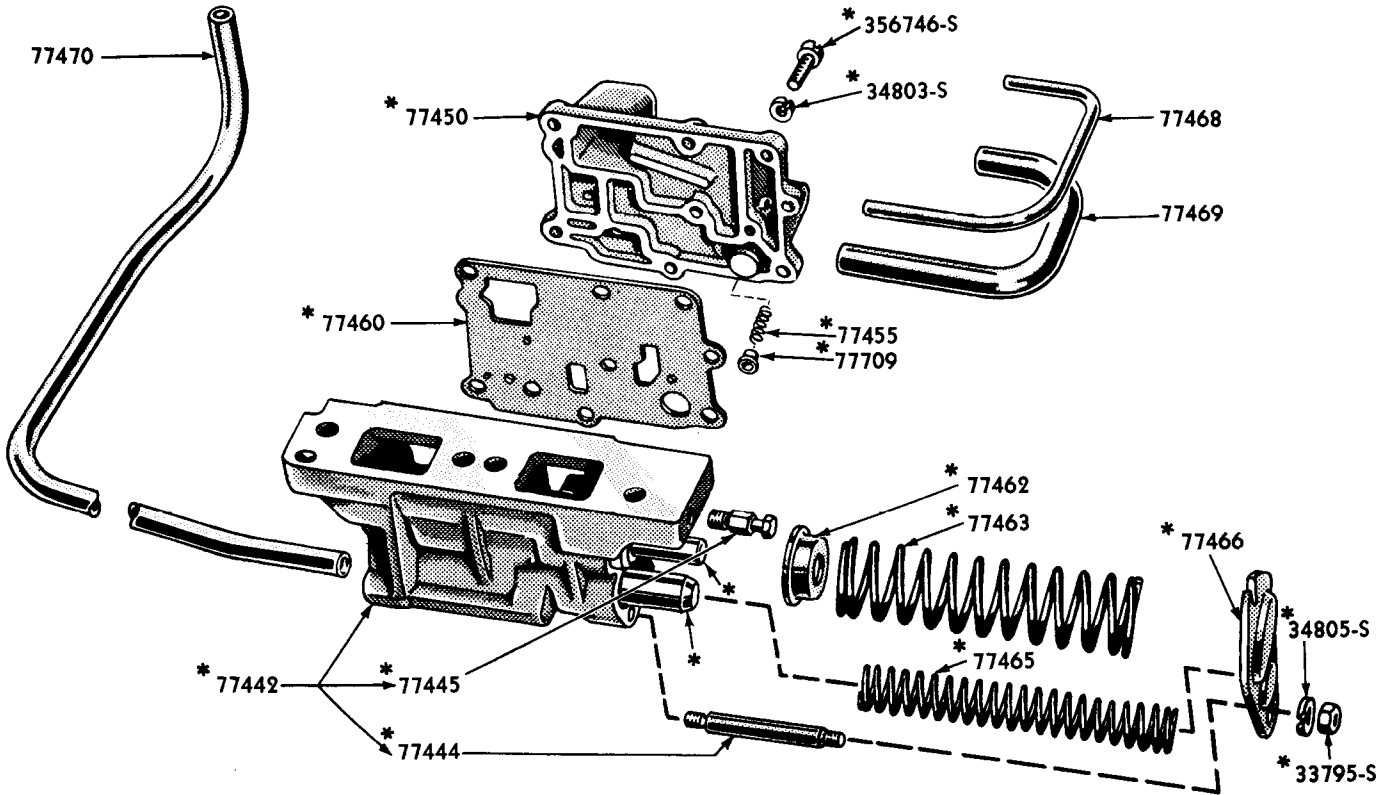
MERC-O-MATIC CHART—CONTINUED

PART NUMBER	CLASS	PART NAME	MERC-O-MATIC TRANSMISSION								
			IP-7000-ARC & BRC	IP-7000-C & D	IP-7000-N						
						NUMBER REQUIRED					
		1P-77440-B Regulator assy (trans. oil pressure)	1	1	1						
		34806-S7 Lockwasher-5/16"-oil pressure regulator to transmission case	2	2	2						
		357235-S Screw (fillister head)-5/16"-18 x 7/8"-regulator to trans. case	2	2	2						
		1P-77442-B Body assy (oil pressure regulator)-with studs and pins	1	1	1						
		1P-77444-A Stud (trans. oil pressure regulator body)-1/4"-20 threads x 2-31/64"	1	1	1						
		1P-77445-A Stud (hex hd)-1/4"-20 x 1-15/16"-trans. oil pressure regulator body	1	1	1						
		1P-77450-B Cover assy (oil pressure regulator)	1	1	1						
		34803-S7 Lockwasher-No. 10-regulator body cover to regulator body	8	8	8						
		356746-S Screw (fillister head)-No. 10-24 x 3/4"-regulator body cover to regulator body	8	8	8						
		1P-77455-A Spring (trans. front pump check valve)-13/32" O.D. x 5/8" o/all free length-5 coils-serviced for use with 1P-77451-C only	1	1	1						
		1P-77460-B Plate (trans. oil pressure reg. body separating)	1	1	1						
		1P-77462-A Retainer (trans. main oil pressure reg. valve)-cupped-with 7/16" dia. hole x 1-1/8" O.D.	1	1	1						
		1P-77463-A Spring (trans. main oil pressure reg. valve)-1-1/8" O.D. x 4-1/16" o/all free length-13 coils	1	1	1						
		1P-77465-A Spring (trans. low oil pressure reg. valve)-1 1/16" O.D. x 4-1/16" o/all free length-21 coils	1	1	1						
		1P-77466-A Seat (trans. oil pressure reg. valve spring)	1	1	1						
		34805-S8 Lockwasher-1/4"-reg. valve spring seat to regulator body	1	1	1						
		33795-S7 Nut (hex)-1/4"-20-reg. valve spring seat to regulator body	1	1	1						
		1P-77468-A Tube (trans. compensator pressure oil)-"U" shaped-1/4" O.D.	1	1	1						
		1P-77469-A Tube (trans. main pressure oil)-"U" shaped-1/2" O.D.	1	1	1						
		1P-77470-A Tube (trans. lubricating oil)-"L" shaped-5/16" O.D.	1	1	1						

MERCURY

CHASSIS PARTS CATALOGUE

Merc-O-Matic Transmission—Continued



*INCLUDED IN BASIC NO. 77440 ASSEMBLY

PM-572

OIL PRESSURE REGULATOR AND RELATED PARTS

Basic numbers only shown on illustration. Order by Part Numbers shown in list of parts.

MERC-O-MATIC CHART—CONTINUED

PART NUMBER	CLASS	PART NAME	MERC-O-MATIC TRANSMISSION					
			IP-7000-ARC & BRC	IP-7000-C & D	IP-7000-N			
			NUMBER REQUIRED					
1P-77472-A		Pan assy (transmission oil)	1	1				
1P-77472-B		Pan assy (trans. oil)-under hood filler	1	1	1			
20326-S7		Bolt (hex hd)-5/16"-18 x 5/8"-oil pan to transmission case	14	14	14			
34806-S7		Lockwasher-5/16"-oil pan to trans. case	14	14	14			
8L-77483		Plug and gasket assy (trans. oil pan drain)	1	1				
1P-77483-A		Plug assy (trans. oil pan drain)-used with 1P-77472-B	1	1	1			
1P-77486-A		Gasket (trans. oil pan)-Cork	1	1	1			
1P-77488-A		Screen assy (trans. oil pan)	1	1	1			
1P-77492-A		Tube (trans. case oil filler)-1-5/32" O.D. x 1-9/16" long	1	1				

MERCURY

CHASSIS PARTS CATALOGUE

Merc-O-Matic Transmission—Continued

MERC-O-MATIC CHART—CONTINUED

PART NUMBER	CLASS	PART NAME	MERC-O-MATIC TRANSMISSION									
			IP-7000-ARC & BRC	IP-7000-C & D	IP-7000-N							
										NUMBER REQUIRED		
NS	LP-77502-A	Drum & sun gear assy (trans. front brake)-replaced by LP-77502-C	1	1								
NS	LP-77502-B	Drum & sun gear assy (trans. front brake)-replaced by LP-77502-C	1	1								
	LP-77502-C	Drum & sun gear assy (trans. front brake)-with friction type front bearing-use with LP-77530-B	1	1								
	LP-77502-D	Drum & sun gear assy (trans. front brake)-with needle point front bearing-use with LP-77530-C		1	1							
NS	LP-77507-B	Bushing (trans. rear clutch sun gear)-front-1-3/16" O.D. x 1-1/8" long-replaced by LP-77507-D	1	1								
NS	LP-77507-C	Bushing (trans. rear clutch sun gear)-front-friction type bearing-replaced by LP-77507-D	1	1								
	LP-77507-D	Bushing (trans. rear clutch sun gear)-front-friction type bearing	1	1								
	LP-77507-E	Bearing assy (trans. rear clutch sun gear)-front-Needle Point bearing	1	1	1							
	LP-77508-B	Bushing (trans. rear clutch sun gear)-rear-1-3/8" O.D. x 7/8" long	1	1								
	LP-77508-C	Bushing (trans. rear clutch sun gear)-rear-friction type bearing and flat shaped oil groove	1	1	1							
	LP-77508-D	Bushing (trans. rear clutch sun gear)-rear-friction type bearing-with "VEE" shaped oil groove	1	1	1							
	LP-77512-A	Oil seal (trans. rear clutch piston)-inner-Rubber-1-43/64" O.D. x 1-27/64" I.D. x 1/8" thick	1	1	1							
	LP-77513-A	Oil seal (trans. rear clutch piston)-outer-Rubber-4-3/4" I.D. x 5-1/4" O.D. x 1/8" thick	1	1	1							
	LP-77514-A	Piston (trans. rear clutch)-Aluminum-5-15/64" O.D. x 1-11/16" I.D. x 45/64" thick-optional with LP-77514-B	1	1	1							
	LP-77514-B	Piston (trans. rear clutch)-Cast Iron-5-15/64" O.D. x 1-11/16" I.D. x 45/64" thick-optional with LP-77514-A	1	1	1							
	LP-77515-A	Spring (trans. rear clutch piston)-3-3/16" O.D. x 11/32" o/all free length-right hand coils	1	1								
	LP-77515-B	Spring (trans. rear clutch piston)-left hand coils	1	1	1							
	LP-77516-A	Seat (trans. rear clutch piston spring)-1-11/16" I.D. x 2-7/8" O.D. x 1/4" wide	1	1								
	LP-77516-B	Seat (trans. rear clutch piston spring)-1-11/16" I.D. x 2-7/8" O.D. x 5/16" wide	1	1	1							
	LP-77517-A	Snap ring (trans. rear clutch piston spring retainer)-1-9/16" I.D. x 1-7/8" O.D. x 1/16" thick-slotted	1	1	1							
	LP-77518-A	Plate (trans. rear clutch)-external spline	4	4	4							
	LP-77519-A	Plate assy (trans. clutch)-internal spline-use in rear clutch	4	4	4							

MERCURY

CHASSIS PARTS CATALOGUE

Merc-O-Matic Transmission—Continued

MERC-O-MATIC CHART—CONTINUED

PART NUMBER	CLASS	PART NAME	MERC-O-MATIC TRANSMISSION									
			IP-7000-ARC & BRC	IP-7000-C & D	IP-7000-N							
										NUMBER REQUIRED		
NS	LP-77519-B	Plate assy (trans. clutch)-internal spline-use in front clutch-with two internal teeth removed-replaced by LP-77519-C	3	3								
	LP-77519-C	Plate assy. (trans. clutch)-internal spline-use in front clutch-with two internal teeth partially removed-with letter "C" stamped 180° apart	3	3	3							
	LP-77522-A	Plate (trans. rear clutch pressure)	1	1	1							
	LP-77523-A	Snap ring (trans. rear clutch plate retainer)-5-9/16" O.D. x .076" thick	1	1	1							
	LP-77524-A	Washer (trans. rear clutch sun gear counter thrust)-Steel-51/64" x 1-19/32" x 2-3/8" O.D. x 1/8" thick	1	1	1							
	LP-77525-A	Washer (trans. rear clutch sun gear thrust)-Bronze-1-33/64" I.D. x 2-5/16" O.D. with (4) oil grooves each side	1	1	1							
NS	LP-77530-A	Gear assy (trans. front clutch sun)-replaced by LP-77530-B	1									
	LP-77530-B	Gear assy (trans. front clutch sun)-with outside diameter of small gear not grooved-use with LP-77502-A, B or C with friction type bearing	1	1								
	LP-77530-C	Gear assy (trans. front clutch sun)-with grooved outside diameter of small gear-use with LP-77502-D with needle point type bearing	1	1	1							
	LP-77542-A	Oil seal (trans. front clutch sun gear)	2	2	2							
NS	LP-77543-A	Oil seal (trans. primary sun gear)-rear-Cast Iron-15/16" O.D. x 3/32" thick-slotted-replaced by LP-77543-B	2	2								
	LP-77543-B	Oil seal (trans. primary sun gear)-rear-Cast Iron	2	2	2							
	LP-77545-A	Washer (trans. front clutch sun gear thrust)-front-Bronze-1-17/64" I.D. x 1-27/32" O.D. x 1/16" thick-with (8) "VEE" grooves	1	1	1							
	LP-77547-A	Oil seal (trans. front clutch sun gear)-intermediate-Cast Iron-1-1/8" O.D. x 3/32" thick-slotted	2	2	2							
	LP-77548-A	Washer (trans. front clutch sun gear thrust)-rear-Bronze-1-1/64" & 1-3/32" I.D. x 1-27/32" O.D. x 1/16" thick-with (4) grooves	1	1	1							
	LP-77556-A	Cylinder (trans. front clutch)-with 5/32" diameter oil hole drilled thru	1									
	LP-77556-B	Cylinder (trans. front clutch)-with 5/32" dia. oil hole drilled 3/16" deep and 3/32" dia. hole thru		1	1							
	LP-77557-A	Oil seal (trans. front clutch piston)-inner-Rubber-1-5/16" I.D. x 1/8" thick	1	1	1							
	LP-77558-A	Oil seal (trans. front clutch piston)-outer-Rubber-3-7/8" I.D. x 4-13/32" x 1/8" thick	1	1	1							

MERCURY

CHASSIS PARTS CATALOGUE

Merc•O•Matic Transmission—Continued

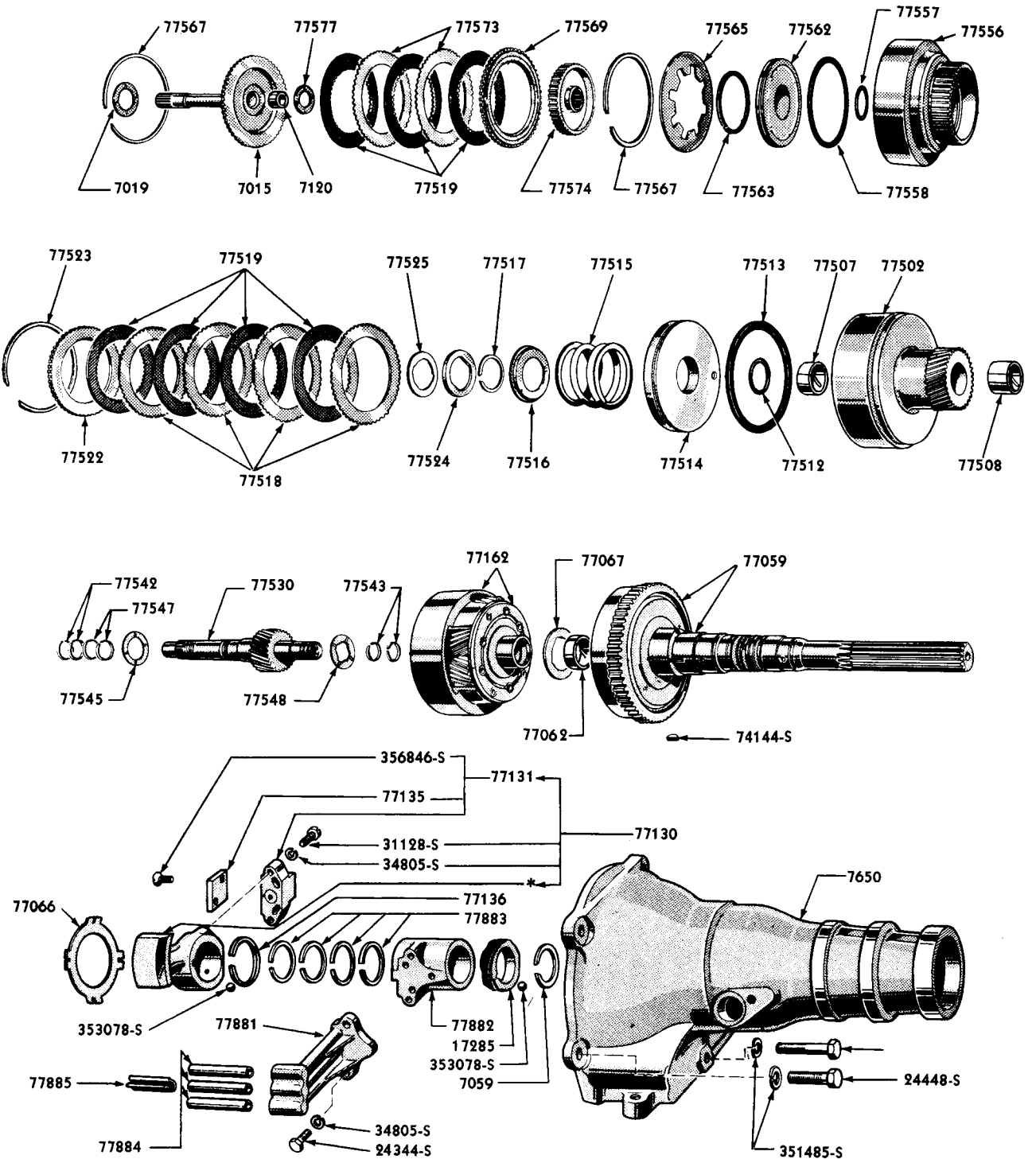
MERC•O•MATIC CHART—CONTINUED

PART NUMBER	CLASS	PART NAME	MERC-O-MATIC TRANSMISSION									
			IP-7000-ARC & BRC	IP-7000-C & D	IP-7000-N							
										NUMBER REQUIRED		
		1P-77562-A Piston (trans. front clutch)-Aluminum-optional with 1P-77562-B	1	1	1							
		1P-77562-B Piston (trans. front clutch)-Cast Iron-optional with 1P-77562-A	1	1	1							
		1P-77563-A Ring (trans. front clutch piston spring pressure)-spring wire-2-13/16" I.D. x 3-1/16" O.D. x 1/8" thick	1	1	1							
		1P-77565-A Spring (trans. front clutch piston disc)-5-5/16" O.D. x 5/64" thick-dished	1	1	1							
		1P-77567-A Snap ring (trans. front clutch cyl.)-5-19/32" O.D. x 3/32" O.D. x 3/32" thick	2	2	2							
		1P-77569-A Plate (trans. front clutch pressure)-Cast Iron	1	1	1							
		1P-77573-A Plate (trans. front clutch external spline)	2	2	2							
		1P-77574-A Hub (trans. front clutch)-20 internal teeth and 45 external teeth	1	1	1							
		1P-77577-A1 Washer (trans. front clutch hub thrust)-Bronze-optional with 1P-77577-A2	1	1	1							
		1P-77577-A2 Washer (trans. front clutch hub thrust)-Plastic-optional with 1P-77577-A1	1	1	1							
		1P-77625-A Cap & oil level indicator assy (oil filler)	1	1								
		AB-77626-A Indicator assy (trans. oil level)-under hood filler			1							
		1P-77627-A Seal (trans. oil filler cap)-Rubber-7/16" O.D. x 19/64" I.D.	1	1	1							
		1P-77630-B Cap assy (trans. oil filler)-used with 1P-7005-C & under hood filler	1	1	1							
		1M-77652 Shield (trans. ext. oil seal dirt)-3-23/64" O.D. x 4-7/16" long	1	1	1							
		1P-77654-A Baffle (trans. extension oil)-2-1/8" I.D. x 4-3/64" O.D.	1	1	1							
		1P-77700-C Control assy (transmission main)	1	1	1							
		357913-S Bolt (hex hd)-1/4"-20 x 1-5/8"-main control assy to trans. case	3	3	3							
		21529-S Bolt (hex hd)-1/4"-20 x 2-1/2"-lower valve body to upper valve body	4	4	4							
		34803-S7 Lockwasher-No. 10-for trans. main control assy	as reqd	as reqd	as reqd							
		34805-S8 Lockwasher-1/4"-control assy to trans. case	3	3	3							
		34805-S8 Lockwasher-1/4"-lower valve body to upper valve body	4	4	4							
		87708-S Plug (headless socket pipe)-1/8"-27-to plug hole in lower valve body	1	1	1							
		358506-S Plug (headless socket pipe)-1/4"-18-to seal drilled hole in lower valve body	1	1	1							
		356735-S Screw (fillister hd)-No. 10-24 x 3/8"-for trans. main control assy	3	3	3							

MERCURY

CHASSIS PARTS CATALOGUE

Merc-O-Matic Transmission—Continued



*INCLUDED IN 1P-77130 - A

PM-619

PLANETARY GEAR TRAIN

Basic numbers only shown on illustration. Order by Part Numbers shown in list of parts.

MERCURY

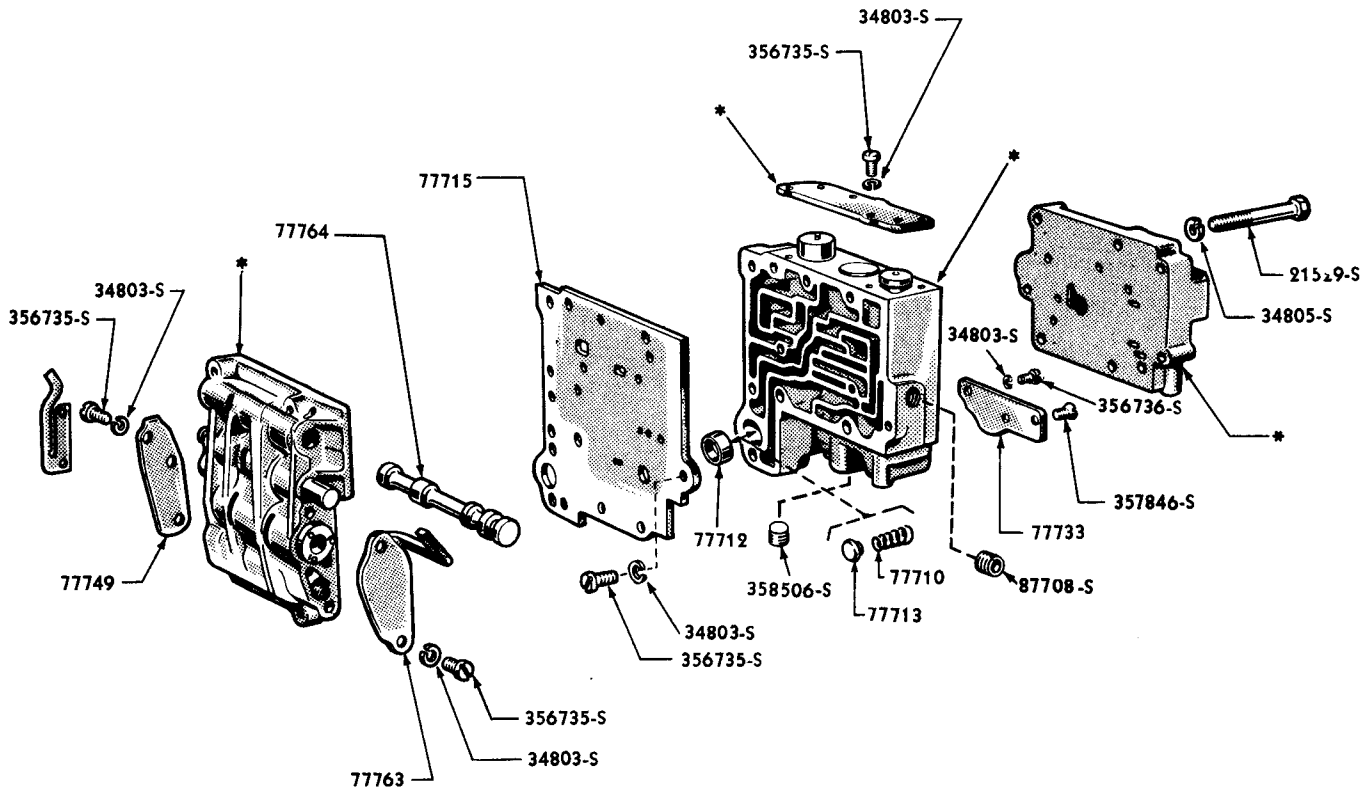
CHASSIS PARTS CATALOGUE

Merc•O•Matic Transmission—Continued

MERC•O•MATIC CHART—CONTINUED

PART NUMBER	CLASS	PART NAME	MERC-O-MATIC TRANSMISSION							
			IP-7000-ARC & BRC	IP-7000-C & D	IP-7000-N					
									NUMBER REQUIRED	
		356736-S Screw (fillister hd)-No. 10-24 x 1/2" for trans. main control assy	4	4	4					
		356746-S Screw (fillister hd)-No. 10-24 x 3/4" lower valve body cover assy to lower body assy	3	3	3					
		356747-S Screw (fillister hd)-No. 10-24 x 1"-for trans. main control assy	3	3	3					
		1P-77709-B Valve (trans. front pump check)-39/64" max. O.D.-solid-use with 1P-77451-C only	1	1	1					
		1P-77710-B Spring (trans. rear pump check valve)-1/2" max. O.D. x 1" o/all length-5-1/2 coils-conical shaped	1	1	1					
		1P-77712-B Seat (trans. rear pump check valve)-9/16" O.D. x 3/8" I.D. x 9/32" long	1	1	1					
		1P-77713-A Valve (trans. rear pump check)	1	1	1					
		1P-77715-A Plate (trans. control valve body separating)	1	1	1					
		1P-77733-A Plate (trans. control end body)	1	1	1					
		34803-S7 Lockwasher-No. 10-plate to end body	as reqd	as reqd	as reqd					
		356736-S Screw (fillister hd)-No. 10-24 x 1/2"-plate to end body	2	2	2					
		356746-S Screw (fillister hd)-No. 10-24 x 3/4"	as reqd	as reqd	as reqd					
		357846-S Screw (flat head)-No. 10-24 x 3/8"-control end body plate to control end body	1	1	1					
		1P-77738-C Spring (trans. low inhibitor valve)-13/32" O.D. x 31/32" overall length	1	1	1					
NS		1P-77739-A Plate (trans. control lower valve body side)-not replaced	1							
		1P-77739-B Plate (trans. control lower valve body side)-serviced in 1P-77700-C assy	1	1	1					
		34803-S7 Lockwasher-No. 10	4	4	4					
		356735-S Screw (fillister hd)-No. 10-24 x 3/8"-plate to lower valve body	4	4	4					
		1P-77749-A Plate (trans. control upper valve body)-rear	1	1	1					
		1P-77761-A Spring (trans. throttle valve return)	1	1	1					
		1P-77763-B Plate (trans. control upper valve body)-front	1	1	1					
		34803-S7 Lockwasher-No. 10	3	3	3					
		356735-S Screw (fillister hd)-No. 10-24 x 3/8"-plate to upper valve body	3	3	3					
		1P-77764-A Valve (trans. control manual)	1	1	1					
		1P-77820-A Pump.assy (trans. oil)-front	1							
		1P-77820-B Pump assy (trans. oil)-front	1	1						
		1P-77820-D Pump assy (trans. oil)-front-with piloted dia. for drive gear	1	1	1					
		357911-S Bolt (hex-hd)-5/16"-18 x 2"-front pump to case	4	4	4					

Merc-O-Matic Transmission—Continued



* INCLUDED IN 1P-77700-C

PM-448

OIL CONTROL VALVE (1P-77700-C)

Basic numbers only shown on illustration. Order by Part Numbers shown in list of parts.

MERC-O-MATIC CHART—CONTINUED

PART NUMBER	CLASS	PART NAME	MERC-O-MATIC TRANSMISSION						
			1P-7000-ARC & BRC	1P-7000-C & D	1P-7000-N				
			NUMBER REQUIRED						
1P-77836-A		Gasket (trans. front oil pump)-Cork & Rubber composition-5-17/32" I.D. x 5-29/32" O.D. x 1/8" thick	1	1	1				
1P-77837-A		Oil seal (trans. front pump)-2-11/16" O.D. x 1/2" wide-with Rubber seal	1	1	1				
1P-77850-A		Pump assy (trans. oil)-rear-Aluminum-use with 1P-77066-A	1	1	1				
1P-77850-C		Pump assy (trans. oil)-rear-Cast iron-with two holes for tabs on 1P-77066-C	1	1	1				

MERCURY

CHASSIS PARTS CATALOGUE

Merc•O•Matic Transmission—Continued

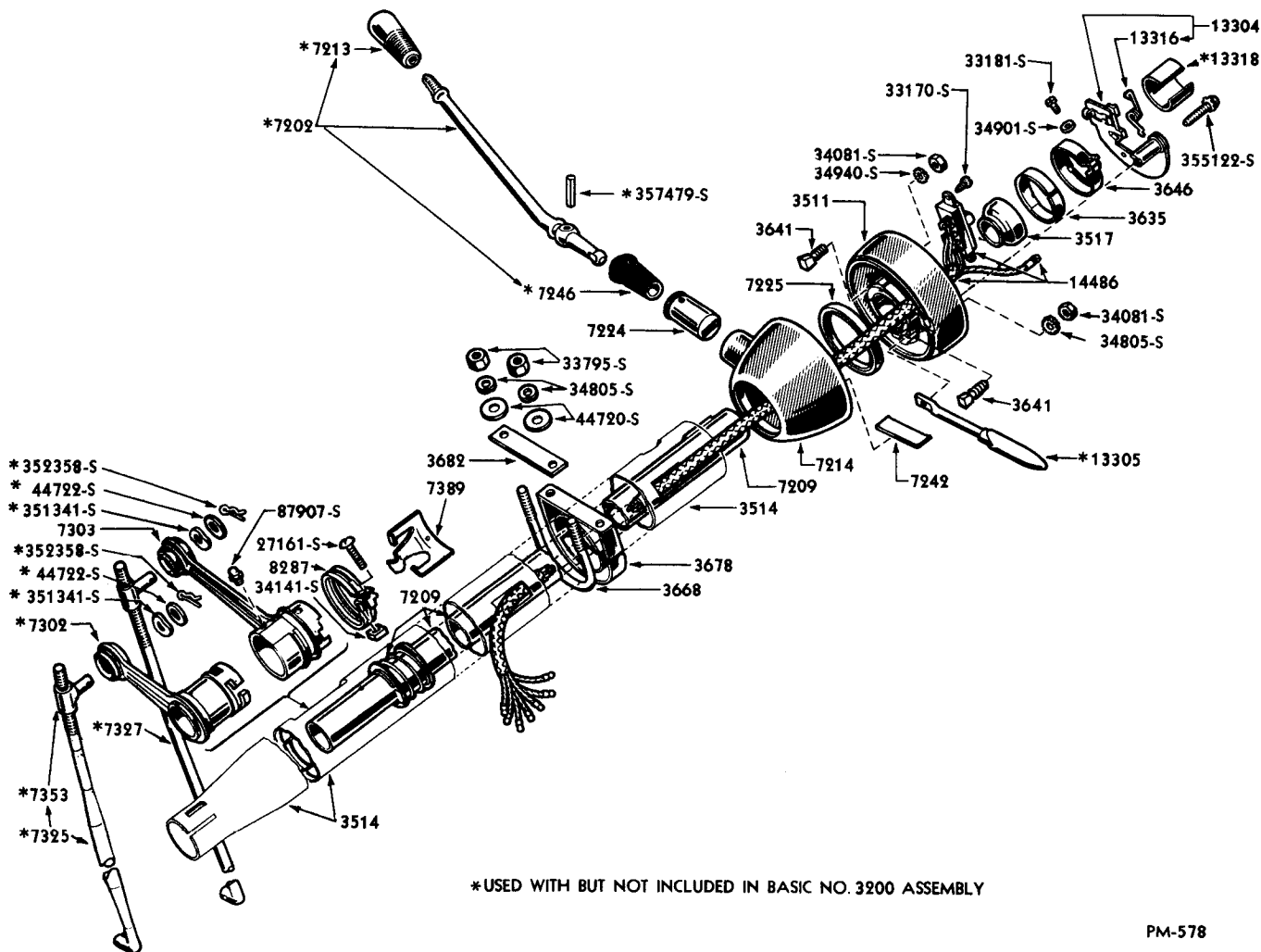
MERC•O•MATIC CHART—CONTINUED

PART NUMBER	CLASS	PART NAME	MERC-O-MATIC TRANSMISSION									
			IP-7000-ARC & BRC	IP-7000-C & D	IP-7000-N							
										NUMBER REQUIRED		
		1P-77860-B Cover (trans. rear oil pump)-Phosphate coated-use with 1P-77850-A	1	1	1							
		1P-77860-C Cover (trans. rear oil pump)-use with 1P-77850-C	1	1	1							
		34803-S7 Lockwasher-No. 10-rear pump cover to rear pump body	1	1	1							
		34905-S7 Lockwasher (external tooth)-1/4"-rear oil pump cover to rear pump body	5	5	5							
		38228-S2 Screw (pan head)-1/4"-20 x 5/8"-rear oil pump cover to rear pump body	5	5	5							
		357910-S Screw (flat hd)-No. 10-24 x 5/8"-rear oil pump cover to rear oil pump body	1	1	1							
		1P-77862-A Gasket (trans. oil pump to case)-Rubber 7" O.D. x 6-13/32" I.D. with (5) bolt holes	1	1	1							
		1P-77866-A Tube (trans. rear pump inlet oil)-9/16" O.D. x 5-1/16" long	1	1	1							
		1P-77868-A Oil seal (trans. rear pump outlet tube)-Rubber-1/2" I.D. x 1/16" thick	1	1	1							
		1P-77869-A Tube (trans. rear pump outlet oil)-9/16" O.D. x 2-27/32" long	1	1	1							
		1P-77873-A Oil seal (trans. rear pump inlet tube)-Rubber-9/16" I.D. x 1/16" thick	1	1	1							
		1P-77881-A Distributor (trans. clutch & governor oil)	1	1	1							
		24344-S7 Bolt (hex-hd)-1/4"-20 x 3/4"-oil distributor to oil sleeve	2	2	2							
		34805-S8 Lockwasher-1/4"-oil distributor to oil sleeve	2	2	2							
		1P-77882-A Sleeve (trans. clutch & governor oil distributor)	1	1	1							
		1P-77883-A Oil seal (trans. oil distributor sleeve)-Cast Iron-1-1/2" O.D. x 3/16" wide-slotted	4	4	4							
		1P-77884-A Tube (trans. oil distributor)-5/16" O.D. x 2-1/2" long	3	3	3							
		1P-77885-A Spacer (trans. oil distributor tube)-5/16" I.D. x 1-7/16" long-"U" shaped	1	1	1							
		1M-77979-A Cover assy (converter hsg. lower access)-5" long x 2-7/8" wide-used with 1P-7975-A	1									
		1M-77979-B Cover assy (converter hsg. lower access)-5" long x 2-1/2" wide-used with 1P-7975-C		1	1							
		20326-S7 Bolt (hex-hd)-5/16"-18 x 5/8"-access cover to converter housing		2	2							
		34941-S7 Lockwasher-5/16"		2	2							
		1P-77982-A Support assy (trans. converter stator)-without pilot diameter for drive gear	1	1								
		1P-77982-B Support assy (trans. converter stator)-with 1.809"/1.810" dia. x .475"/.485" width pilot for drive gear	1	1	1							
		356745-S Screw (flat hd)-No. 10-24 x 3/4"-support to pump body	2		2							

MERCURY

CHASSIS PARTS CATALOGUE

Gear Shift



*USED WITH BUT NOT INCLUDED IN BASIC NO. 3200 ASSEMBLY

PM-578

STEERING COLUMN GEAR SHIFT (8M-7200-AE) AND RELATED PARTS

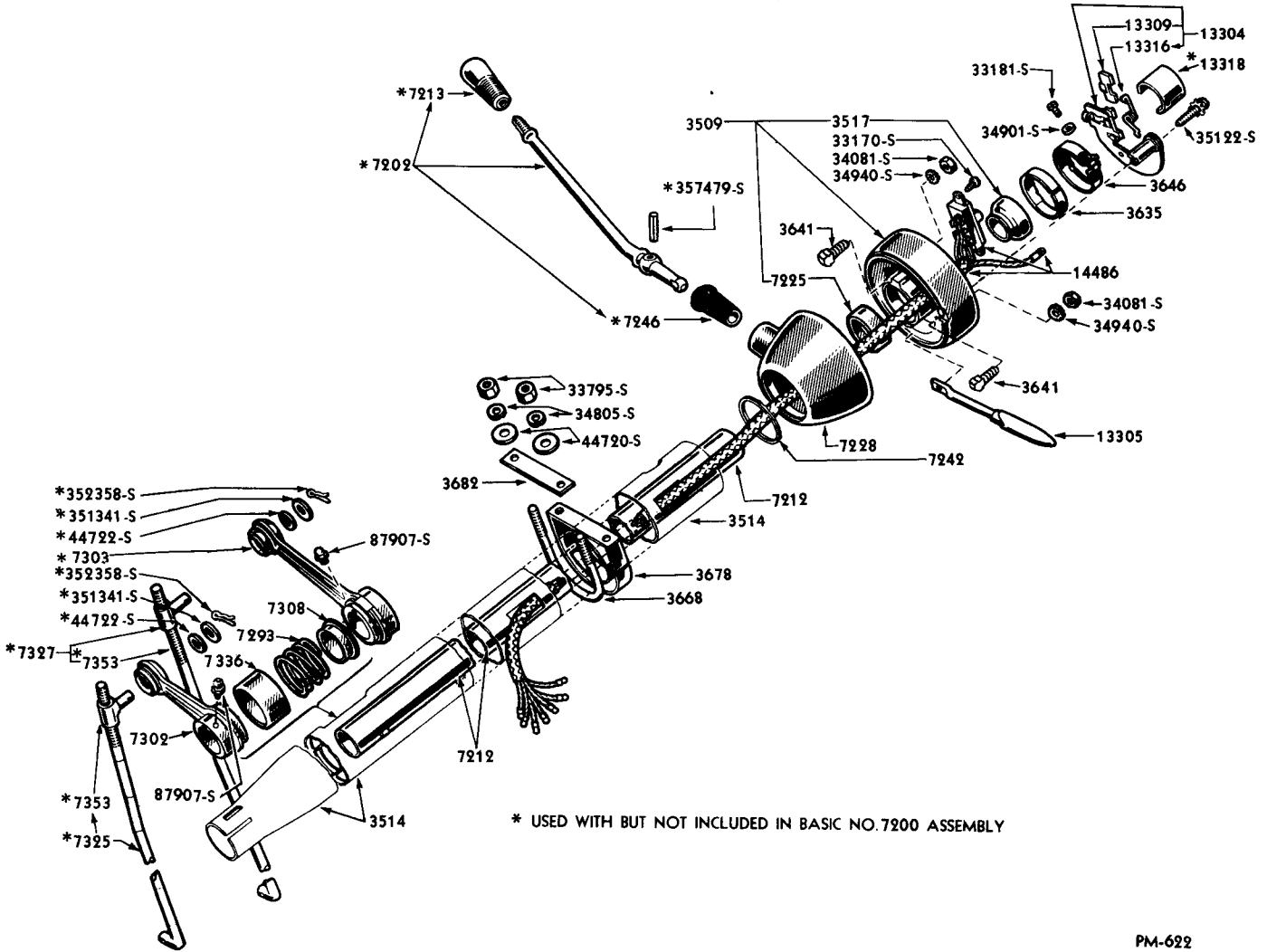
Basic numbers only shown on illustration. Order by Part Numbers shown in list of parts.

PART NUMBER	CLIP	PART NAME	NO. REQ'D	MODEL	YEAR
8M 7200-AA	NS	Gear shift assy (transmission)-Chrome Gray Metallic-gear shift lever & insulator opening approximately 2-1/4" in length-replaced by 8M-7200-BE	1	GM except 79	49
8M 7200-AB	NS	Gear shift assy (transmission)-Gazelle Tan Metallic-gear shift lever & insulator opening approximately 2-1/4" in length-replaced by 8M-7200-BE	1	GM79	49
8M 7200-AC	NS	Gear shift assy (transmission)-Mercury Texture Chrome Gray Metallic-gear shift lever & insulator opening approximately 2-1/4" in length-replaced by 8M-7200-BE	1	GM except 79	49

MERCURY

CHASSIS PARTS CATALOGUE

Gear Shift-Continued



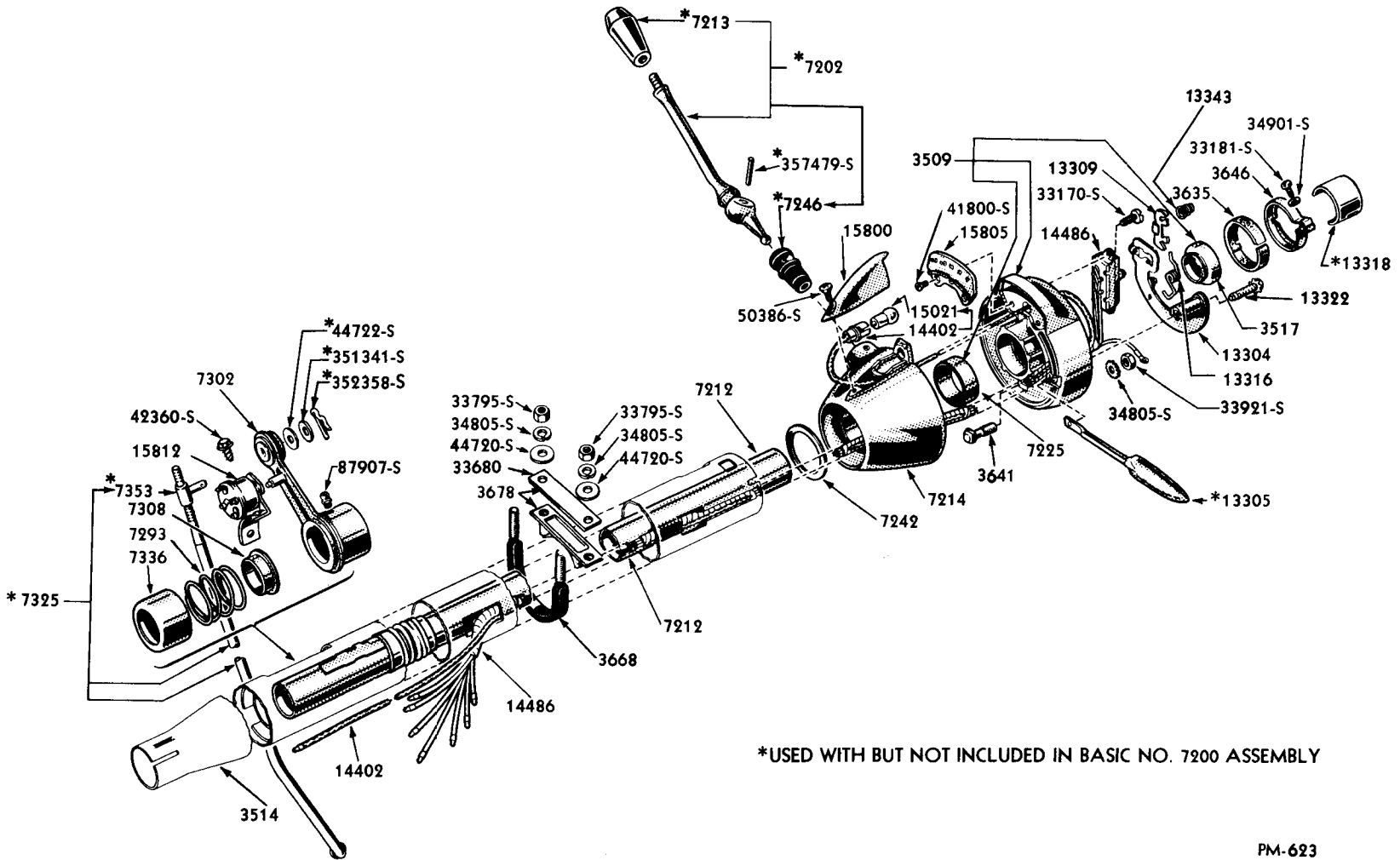
PM-622

STEERING COLUMN GEAR SHIFT (8M-7200-BE) AND RELATED PARTS

Basic numbers only shown on illustration. Order by Part Numbers shown in list of parts.

PART NUMBER	QUANTITY	PART NAME	NO. REQ'D	MODEL	YEAR
8M 7200-AD	NS	Gear shift assy (transmission)-Mercury Texture Tan Metallic-gear shift lever & insulator opening approximately 2-1/4" in length-replaced by 8M-7200-BE	1	9M79	49
8M 7200-AE	NS	Gear shift assy (transmission)-in Prime-gear shift lever & insulator opening approximately 2-1/4" in length-use 8M-7200-BE for service	1	9M	49

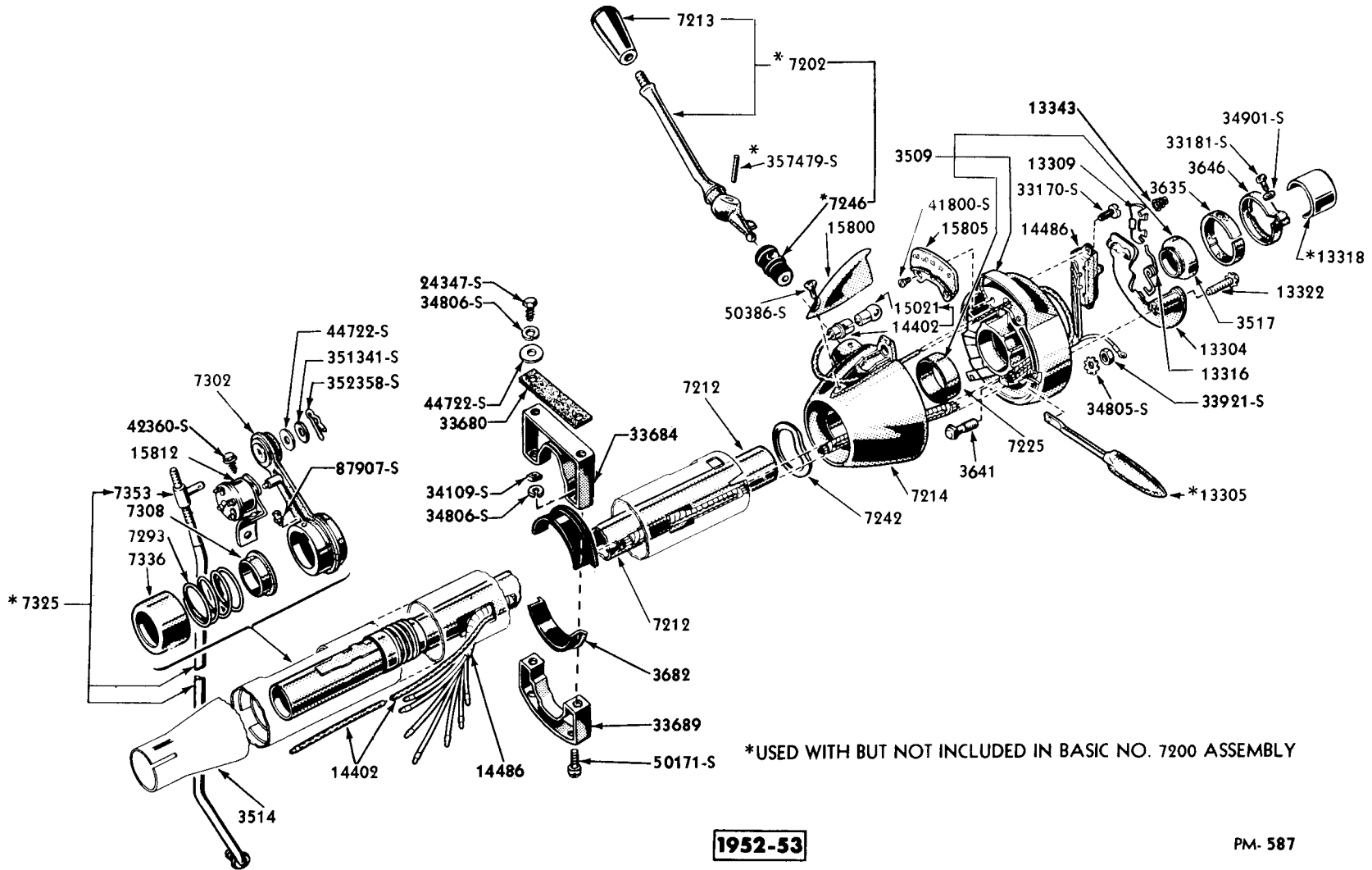
Gear Shift—Continued



STEERING COLUMN GEAR SHIFT (1M-7200-CP) AND RELATED PARTS

Basic numbers only shown on illustration. Order by Part Numbers shown in list of parts.

Gear Shift—Continued



*USED WITH BUT NOT INCLUDED IN BASIC NO. 7200 ASSEMBLY

1952-53

PM- 587

STEERING COLUMN GEAR SHIFT AND RELATED PARTS

Basic numbers only shown on illustration. Order by Part Numbers shown in list of parts.

MERCURY

CHASSIS PARTS CATALOGUE

PART NUMBER	QTY	PART NAME	NO. REQ'D	MODEL	YEAR
Gear Shift-Continued					
8M 7200-BC	NS	Gear shift assy (transmission)-Mercury Texture Chrome Gray Metallic-gear shift lever & insulator opening approximately 3-1/2" in length-replaced by 8M-7200-BE	1	9M except 79	49
8M 7200-BD	NS	Gear shift assy (transmission)-Mercury Texture Tan Metallic-gear shift lever & insulator opening approximately 3-1/2" in length-replaced by 8M-7200-BE	1	9M79	49
8M 7200-BE		Gear shift assy (transmission)-in Prime-gear shift lever & insulator opening approx. 3-1/2" in length	1	9M	49
\$\$OM 7200-AA	NS	Gear shift assy (trans.)-Dark Brown Metallic Finish-with turn signal-replaced by OM-7200-AP	1	OM70-72-74	50
\$\$OM 7200-AB	NS	Gear shift assy (trans.)-Dark Blue Metallic Finish-with turn signal-replaced by OM-7200-AP	1	OM70-72-74	50
\$\$OM 7200-AC	NS	Gear shift assy (trans.)-Black Finish-with turn signal-replaced by OM-7200-AP	1	OM76	50
\$\$OM 7200-AD	NS	Gear shift assy (trans.)-Brown Metallic Finish-with turn signal-replaced by OM-7200-AP	1	OM76	50
\$\$OM 7200-AE	NS	Gear shift assy (trans.)-Blue Metallic Finish-with turn signal-replaced by OM-7200-AP	1	OM76	50
\$\$OM 7200-AF	NS	Gear shift assy (trans.)-Dark Brown Finish-with turn signal-replaced by OM-7200-AP	1	OM79	50
\$\$OM 7200-AP		Gear shift assy (transmission)-in Prime-with turn signal	1	OM	50
\$\$OM 7200-BA	NS	Gear shift assy (trans.)-w/o turn signal-Mercury Texture Brown Metallic Finish-repl. by OM-7200-BP	1	OM72A	50
\$\$OM 7200-BP		Gear shift assy (trans.)-in Prime-w/o turn signal	1	OM72A,1M72A	50-51
\$1M 7200-AE	NS	Gear shift assy (trans.)-with turn signal-Blue Metallic Finish replaced by 1M-7200-GP	1	OM76	50
\$1M 7200-AF	NS	Gear shift assy (trans.)-with turn signal-Dark Brown Finish-replaced by 1M7200-GP	1	OM79	50
\$1M 7200-AG	NS	Gear shift assy (trans.)-with turn signal-Gray Metallic Finish-replaced by 1M-7200-GP	1	OM72-74	50
\$1M 7200-BA	NS	Gear shift assy (trans.)-w/o turn signal-Mercury Texture Brown Metallic Finish-repl. by OM-7200-BP	1	OM72A	50
\$1M 7200-CP		Gear shift assy (trans.)-in Prime-with turn signal-with (1M-13343-A) turn signal switch ret. spring	1	1M	51
\$\$1M 7200-DP		Gear shift assy (trans.)-in Prime-with turn signal-with (1M-13343-A) turn signal switch ret. spring	1	1M	51
\$1M 7200-FP		Gear shift assy (trans.)-in Prime-w/o turn signal	1	OM72A,1M72A	50-51
\$1M 7200-GP	NS	Gear shift assy (trans.)-in Prime-with turn signal-w/o turn signal switch retainer spring-repl. by 1M-7200-CP	1	OM,1M	50-51
\$\$FAA 7200-EP		Gear shift assy (trans.)-in Prime-with turn signal	1	MA	52-53
\$\$FAA 7200-FP	NS	Gear shift assy (trans.)-in Prime-w/o turn signal-replaced by FAA-7200-EP	1	MA	52-53
\$FAA 7200-GP		Gear shift assy (trans.)-in Prime-with turn signal	1	MA	52-53
\$FAA 7200-HP	NS	Gear shift assy (trans.)-in Prime-w/o turn signal-replaced by FAA-7200-GP	1	MA	52-53

\$ Used with Merc-O-Matic transmission

\$\$ Not used with Merc-O-Matic transmission

CHASSIS PARTS CATALOGUE

Gear Shift—Continued

STEERING COLUMN GEAR SHIFT CHART—CONTINUED

PART NUMBER	CLAS S	PART NAME	STEERING COLUMN GEAR SHIFT											
			8M-7200-AE	8M-7200-BE	0M-7200-AP	0M-7200-BP	1M-7200-CP	1M-7200-DP	1M-7200-FP	1M-7200-GP	FAA-7200-EP	FAA-7200-FP	FAA-7200-GP	FAA-7200-HP
			NUMBER REQUIRED											
01A 7280		Cam & shaft assy (trans. high and intermediate shift)	Refer to Housing, Levers, Cam & Shafts Chart											
1A 7280-A		Cam & shaft assy (trans. high & intermediate shift)	Refer to Housing, Levers, Cam & Shafts Chart											
01A 7282		Cam & shaft assy (trans. low & reverse shift)-used on cars w/o trans. O/Drive	Refer to Housing, Levers, Cam & Shafts Chart											
56H 7282		Cam & shaft assy (trans. low & reverse shift)-used on cars with trans. O/Drive	Refer to Housing, Levers, Cam & Shafts Chart											
1A 7282-A		Cam & shaft assy (trans. low & reverse shift)	Refer to Housing, Levers, Cam & Shafts Chart											
01A 7284		Retainer (trans. gear shifter fork)	Refer to Housing, Levers, Cam & Shafts Chart											
8M 7285		Lever assy (trans. high & intermediate shift)	Refer to Housing, Levers, Cam & Shafts Chart											
1M 7285-B		Lever assy (trans. high & intermediate gear shift)	Refer to Housing, Levers, Cam & Shafts Chart											
AB 7285-A		Lever (trans. high & intermediate gear shift)	Refer to Housing, Levers, Cam & Shafts Chart											
AB 7285-C		Lever (trans. high & intermediate gear shift)	Refer to Housing, Levers, Cam & Shafts Chart											
01A 7287		Washer (trans. shift cam thrust)-13/16" O.D. x 1/32" thick	Refer to Housing, Levers, Cam & Shafts Chart											
01A 7288		Seal (trans. gear shifter shaft bearing assy)	Refer to Housing, Levers, Cam & Shafts Chart											
1A 7288-A		Oil seal (trans. shifting shaft)	Refer to Housing, Levers, Cam & Shafts Chart											
8M 7290		Lever assy (trans. low & reverse shift)	Refer to Housing, Levers, Cam & Shafts Chart											
1M 7290-B		Lever assy (trans. low & reverse gear shift)	Refer to Housing, Levers, Cam & Shafts Chart											
8A 7290-B		Lever (trans. low & reverse gear shift)	Refer to Housing, Levers, Cam & Shafts Chart											
56H 7292		Lever (trans. overdrive reverse lockout)	Refer to Housing, Levers, Cam & Shafts Chart											
8M 7293		Spring (trans. gear shift selector)-4 coils -1-5/16" O.D. x 1-3/8" long		1	1	1	1	1	1	1	1	1	1	
8M 7302-A		Lever & insulator assy (trans. gear shift) -intermediate & high-hub is 2-5/32" long	1											
8M 7302-B		Lever & insulator assy (trans. gear shift) -intermediate & high-hub is 1-13/64" long		1	1	1		1						
1M 7302-B	NS	Lever & insulator assy (trans. gear shift)-repair locally					1		1	1				
1M 7302-C		Lever & insulator assy (trans. control selector)-hub is 1-1/2" long					1		1	1				
FAA 7302-C2		Lever & insulator assy (trans. gear shift)-intermediate & high								1	1			
FAA 7302-D		Lever & insulator assy (trans. control selector)										1	1	
8M 7303-A		Lever & insulator assy (trans. gear shift) -low & reverse-hub is 1-7/8" long	1											
8M 7303-B		Lever & insulator assy (trans. gear shift) -low and reverse-hub is 1-13/16" long		1	1	1		1	1					
FAA 7303-B2		Lever & insulator assy (trans. gear shift)-low & reverse								1	1			
		87907-S8 Fitting (lub.)-1/4"-28	2	2	2	2	1	2	1	1	2	2	1	1

CHASSIS PARTS CATALOGUE

Gear Shift—Continued

STEERING COLUMN GEAR SHIFT CHART—CONTINUED

PART NUMBER	CLASS	PART NAME	STEERING COLUMN GEAR SHIFT															
			8M-7200-AE	8M-7200-BE	0M-7200-AP	0M-7200-BP	1M-7200-CP	1M-7200-DP	1M-7200-FP	1M-7200-GP	FAA-7200-EP	FAA-7200-FP	FAA-7200-GP	FAA-7200-HP				
			NUMBER REQUIRED															
8M 7308-B		Retainer (trans. gear shift selector spring) -1-17/32" O.D.		1	1	1	1	1	1	1	1	1	1	1				
*8M 7325-B		Rod assy (trans. high and intermediate gear shift)	1	1	1	1		1										
*1M 7325		Rod assy (trans. manual shift)-20-1/8" approx. overall length					1		1	1								
*MA 7325-A		Rod assy (trans. high & intermediate gear shift)										1	1					
*MA 7325-B		Rod assy (trans. manual shift)-15-1/16" approx. overall length													1	1		
*MA 7325-C		Rod assy (trans. high & intermediate gear shift)										1	1					
*8M 7327		Rod assy (trans. low and reverse gear shift)	1	1														
*MA 7327-A		Rod assy (trans. low & reverse gear shift)										1	1					
		*1M-77238 Rod assy (trans. low & reverse gear shift)-19-3/16" overall length				1	1		1	1	1							
		*44722-S8 Washer (flat)-5/16"	2	2	2	2	1	2	1	1	2	2	1	1				
		*351341-S7 Washer (flat spring)- 2 1/64" I.D. x 5/8" O.D.	2	2	2	2	1	2	1	1	2	2	1	1				
		*352358-S Pin (self locking)	2	2	2	2	1	2	1	1	2	2	1	1				
8M 7336-B		Spacer (trans. gear shift arm hub) 1-7/32" I.D.		1	1	1	1	1	1	1	1	1	1	1	1	1		
*8M 7353		Sleeve (trans. gear shift (connecting rod adjustment))	2	2	2	2	1	2	1	1	2	2	1	1				
AB 7353-A		Sleeve (trans. gear shift connecting rod adjustment)	2	2	2	2	1	2	1	1	2	2	1	1				
8M 7389		Spring (trans. gear shift neutral)	1															
		B-8287-A Clamp assy (neutral spring to steering column)	1															
		34141-S7 Nut (plain)-No. 10-32	1															
		27161-S Screw (rd-hd)-No. 10-32 x 1-1/4"	1															
		8L-13304 Plate assy (turn signal switch)-pawl length 1-3/16"	1	1	1						1							
		1M-13304-A Plate assy (turn signal switch)-pawl length-1-11/16"					1	1			1		1					
		*8M-13305-AC Handle & shank assy (turn signal switch)-Chrome Gray Metallic	1	1														
		*0M-13305 Handle & shank assy (turn signal switch)-Chrome lever-Black knob			1						1							
		*1M-13305-A Handle & shank assy (turn signal switch)-Black handle					1	1			1		1					

* Used with but not part of the 7200 Assembly

MERCURY

CHASSIS PARTS CATALOGUE

Gear Shift-Continued

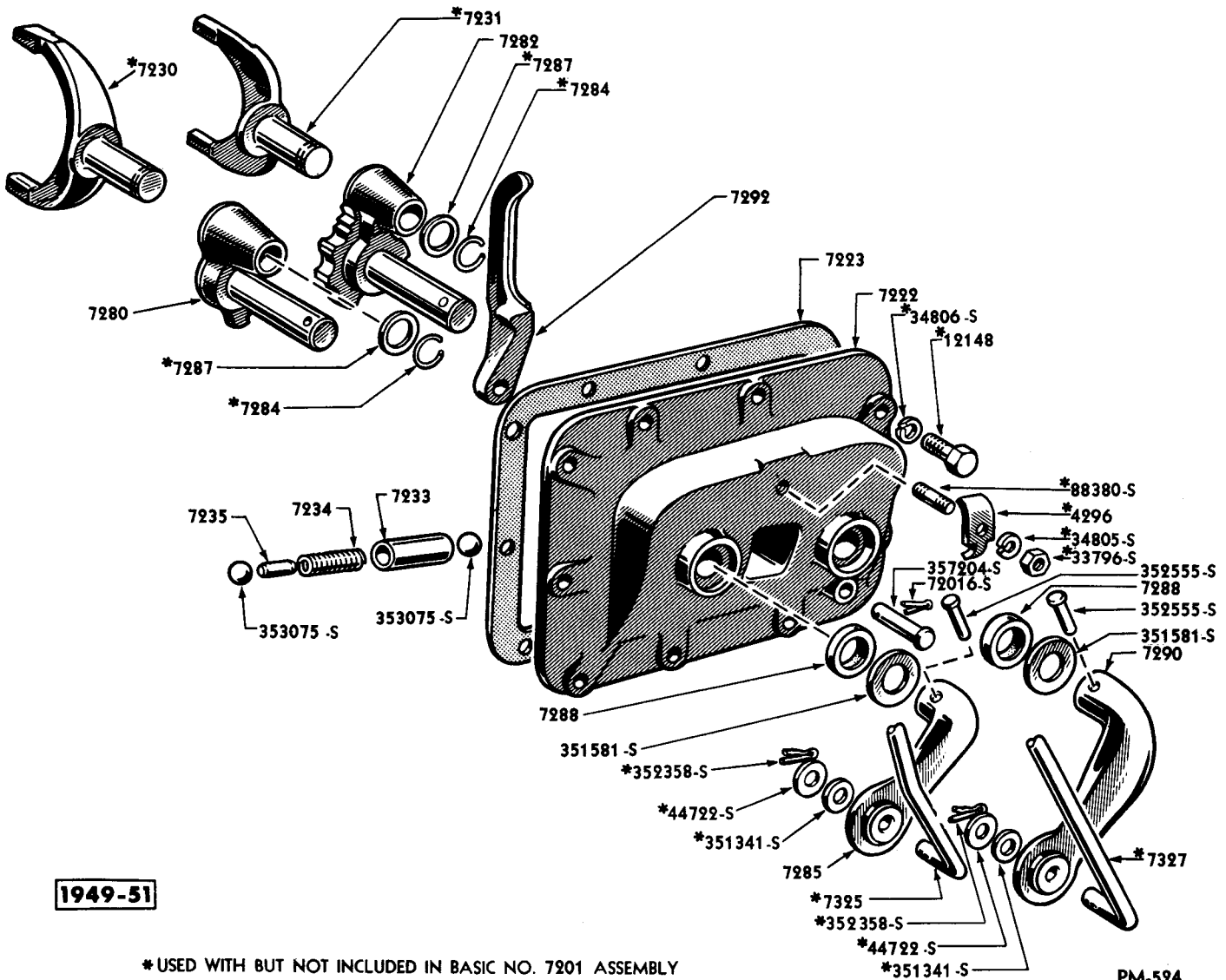
STEERING COLUMN GEAR SHIFT CHART-CONTINUED

PART NUMBER	CLASS	PART NAME	STEERING COLUMN GEAR SHIFT															
			8M-7200-AE	8M-7200-BE	0M-7200-AP	0M-7200-BP	1M-7200-CP	1M-7200-DP	1M-7200-FP	1M-7200-GP	FAA-7200-EP	FAA-7200-FP	FAA-7200-GP	FAA-7200-HP				
			NUMBER REQUIRED															
		*1M-13305-B Handle and shank assy (turn signal switch)-Oyster White handle					1	1			1	1						
		*0M-13322 Screw & lockwasher assy (hex-hd)-No. 10-32 x 1-1/4"			1	1			1	1	1	1						
		*355122-S8 Screw & external tooth washer (hex-hd)-No. 10-32 x 1-1/8"	1	1	1													
		8L-13309 Pawl (turn signal switch)	1	1	1						1							
		1M-13309-A Pawl (turn signal switch)					1	1			1		1					
		8L-13316 Spring (turn signal switch pawl)-3 coils	1	1	1						1							
		1M-13316-A Spring (turn signal switch pawl)-3-1/2 coils					1	1			1		1					
		*8L-13318-A Cam (directional signal turn off)	1	1	1		1	1			1							
		*1A-13318-A Cam (directional signal turn off)										1		1				
		1M-13343-A Spring (turn signal switch plate retainer)-tapered-3-1/2 coils					1	1			1		1					
		8M-14308 Wire assy (horn ring)	1	1	1	1	1	1	1	1	1	1	1	1	1	1	1	1
		8L-14402 Wire and socket assy (trans. gear shift indicator lamp)					1		1	1				1	1			
	NS	FAA-14465-A Contact (horn blowing ring) replaced by 8M-3646										1	1	1	1			
		8L-14486 Switch & wiring assy (turn signal)-approx. 28-1/4"-switch has chamfered pin without spring groove	1	1														
		0L-14486 Switch & wiring assy-approx. 31" o/all length-switch has chamfered pin w/o spring groove			1						1							
		1M-14486-A Switch & wiring assy (turn signal)-approx. 31" o/all length-switch has pin with spring groove					1	1			1		1					
		33170-S7 Screw (pan head self tap.)-No. 10 x 1/4"	2	2	2		2	2		2	2	2	2	2				
		356632-S Grommet-Rubber-for wiring thru steering column						1										

* Used with but not part of the 7200 assembly

CHASSIS PARTS CATALOGUE

Gear Shift—Continued



1949-51

*USED WITH BUT NOT INCLUDED IN BASIC NO. 7201 ASSEMBLY

PM-524

(8M-7201-B) TRANSMISSION GEAR SHIFT HOUSING, LEVERS, CAM AND SHAFTS AND RELATED PARTS

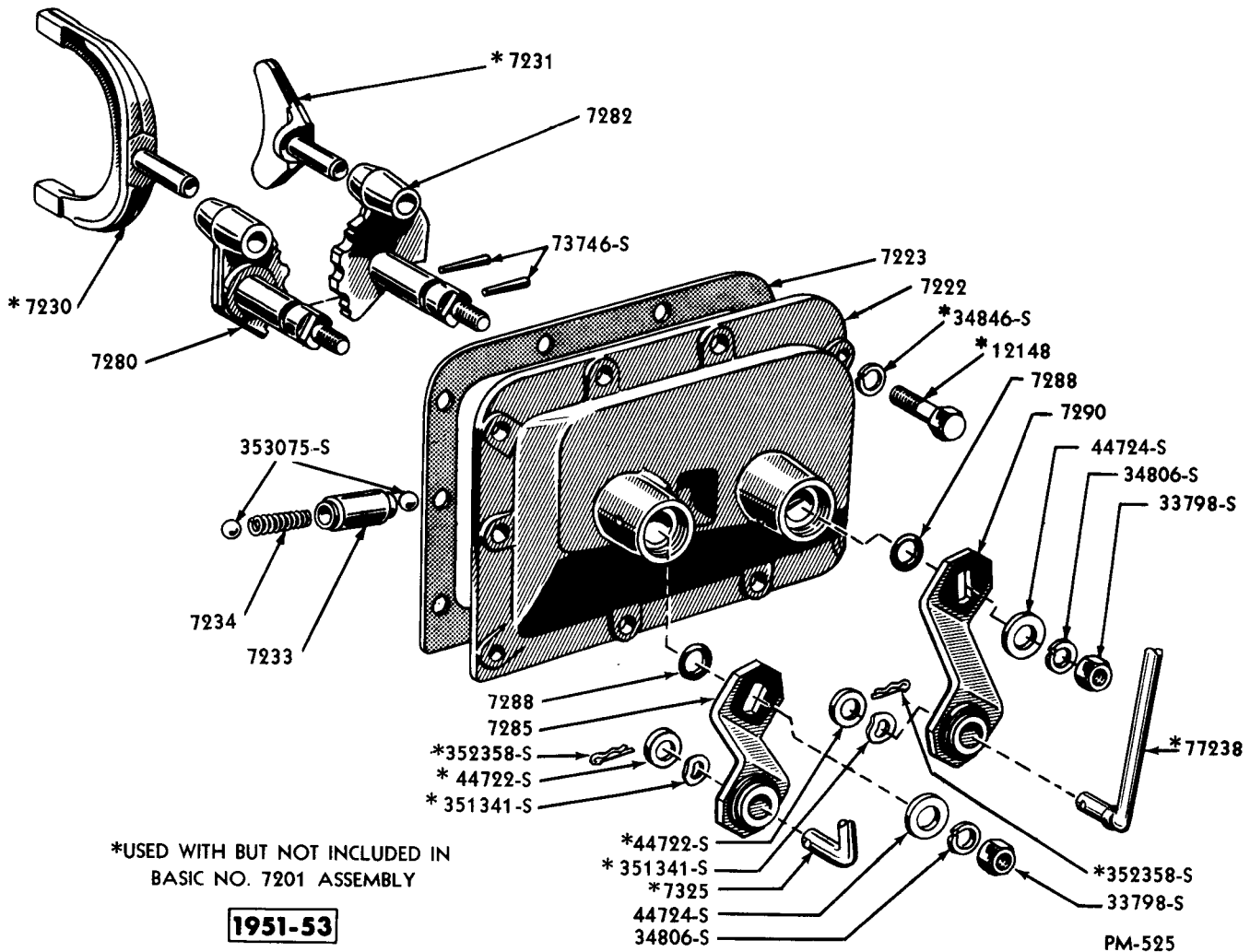
Basic numbers only shown on illustration. Order by Part Numbers shown in list of parts.

PART NUMBER	QUANTITY	PART NAME	NO. REQ'D	MODEL	YEAR
8M-7201-A		Housing, levers, cam and shafts assy (trans. gear shift)-used on cars without trans. overdrive	1	GM, OM, LM	49-51
MAK-7201-A		Housing Kit (trans. gear shift)-cars without trans. overdrive-consists of the following	1	GM, OM, LM	49-51
(1) 8M-7201-A		Housing			
(1) 8M-7230		Fork (inter. and high)			
(1) 8M-7231		Fork (low and reverse)			
(2) 01A-7284		Retainer			
(2) 01A-7287		Washer			

MERCURY

CHASSIS PARTS CATALOGUE

Gear Shift—Continued



*USED WITH BUT NOT INCLUDED IN
BASIC NO. 7201 ASSEMBLY

1951-53

TRANSMISSION GEAR SHIFT HOUSING, LEVERS, CAM AND SHAFTS AND RELATED PARTS

Basic numbers only shown on illustration. Order by Part Numbers shown in list of parts.

PART NUMBER	CLAS	PART NAME	NO. REQ'D	MODEL	YEAR
8M-7201-B		Housing, levers, cam and shafts assy (trans. gear shift)-used on cars with trans. overdrive	1	9M, 0M, 1M	19 49-51
MAK-7201-B		Kit (trans. gear shift housing)- cars with trans. O/Drive- consists of the following	1	9M, 0M, 1M	49-51
(1) 8M-7201-B		Housing			
(1) 8M-7230		Fork (inter. and high)			
(1) 8M-7231		Fork (low and reverse)			
1M-7201-B		Housing, levers, cam & shafts assy (trans. gear shift)-used with 1M-7003-C & D transmission	1	1M	51

MERCURY

CHASSIS PARTS CATALOGUE

PART NUMBER	CLASS	PART NAME	NO. REQ'D	MODEL	YEAR
Gear Shift—Continued					
	NS	AB-7201-A Housing, levers cam & shafts assy (trans. gear shift)-used with AB-7003-A & B trans.-service details	1	MA	52-53
	NS	AB-7201-B Housing, levers, cam & shafts assy (trans. gear shift)-used with AB-7003-D Trans.-service details	1	MA	53
		48-12148 Screw (hex hd)-5/16"-18 x 29/32" housing assy to trans.	9	9M,OM,1M,MA	49-53
		34806-S7 Lockwasher-5/16"	9	9M,OM,1M	49-51
		34846-S2 Lockwasher-5/16"	9	1M,MA	51-53

GEAR SHIFT HOUSING, LEVERS, CAM AND SHAFTS CHART

PART NUMBER	CLASS	PART NAME	GEAR SHIFT HOUSING					NUMBER REQUIRED						
			8M-7201-A	8M-7201-B	1M-7201-B	AB-7201-A	AB-7201-B							
		01A-7222 Hsg. (trans. gear shift)-with 9 holes	1											
		8M-7222 Hsg. (trans. gear shift)-with 10 holes		1										
		1A-7222-B Hsg. (trans. gear shift)-with 10 holes & ribbed ext.			1									
		AB-7222-B Hsg. (trans. gear shift)-with 9 holes & w/o ribbed ext.				1	1							
		01A-7223 Gasket (trans. shift hsg.)-trapezoidal shaped with all corners rounded	1	1										
		8A-7223 Gasket (trans. gear shift hsg.)-rectangular shaped, with one square & three rounded corners			1	1	1							
		*8M-7230 Fork (trans. intermediate & high gear shifter)	1	1										
		*0A-7230 Fork (trans. intermediate & high gear shifter)			1	1	1							
		*8M-7231 Fork (trans. low & reverse gear shifter)	1	1										
		*1A-7231-A Fork (trans. low & reverse gear shifter)			1	1	1							
		01A-7233 Sleeve (trans. interlock)	1	1										
		8A-7233 Sleeve (trans. interlock)			1	1	1							
		01A-7234 Spring (trans. mesh lock)-11/32" O.D. x 11 coils x 1-5/16" free length	1	1	1	1	1							
		01A-7235 Pin (gear shifter interlock)-7/32" O.D. x 49/64" long	1	1	1									
		353075-S Ball (steel)-3/8"-dia.	2	2	2	2	2							
		01A-7280 Cam & shaft assy (trans. high & intermediate shift)	1	1										
		1A-7280-A Cam & shaft assy (trans. high & intermediate shift)			1	1	1							
		73746-S Pin-No. 10 x 1-1/8"-taper-to retain 1A-7280-A to 1A-7222-B			1	1	1							
		01A-7282 Cam & shaft assy (trans. low & reverse shift)	1											
		56H-7282 Cam & shaft assy (trans. low & reverse shift)		1										
		1A-7282-A Cam & shaft assy (trans. high & intermediate shift)			1	1	1							
		73746-S Pin-No. 10 x 1-1/8"-taper-to retain 1A-7282-A to 1A-7222-B			1	1	1							
		*01A-7284 Retainer (trans. gear shifter fork)	2	2										

* Used with but not part of the 7201 assy

MERCURY

CHASSIS PARTS CATALOGUE

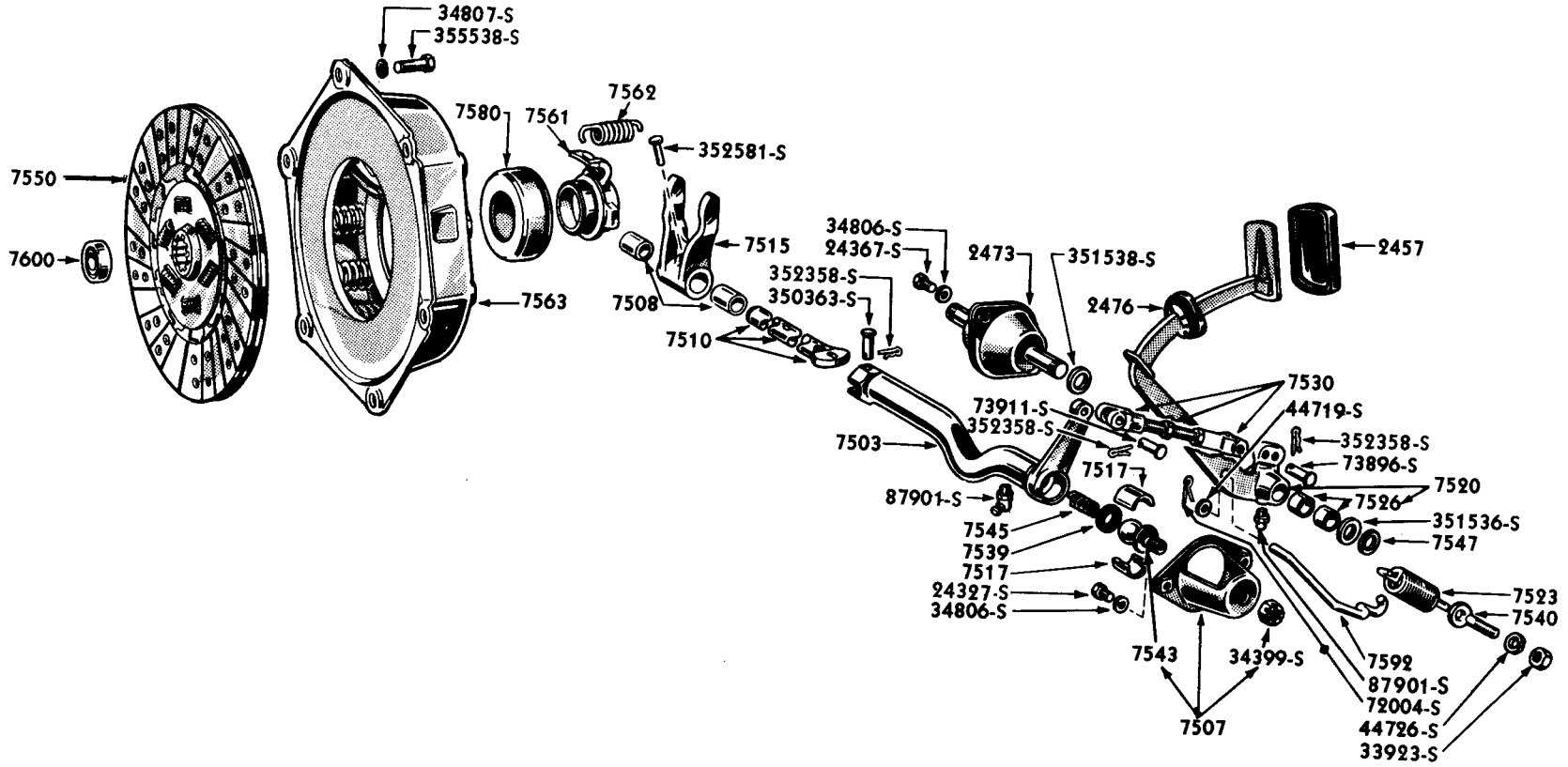
Gear Shift—Continued

GEAR SHIFT HOUSING, LEVERS, CAM AND SHAFTS CHART—CONTINUED

PART NUMBER	CLASS	PART NAME	GEAR SHIFT HOUSING					
			8M-7201-A	8M-7201-B	1M-7201-B	AB-7201-A	AB-7201-B	
			NUMBER REQUIRED					
	8M-7285	Lever assy (trans. high & intermediate shift)	1	1				
	1M-7285-B	Lever assy (trans. high & intermediate shift)			1			
	AB-7285-A	Lever (trans. high & intermediate gear shift)				1		
	AB-7285-B	Lever (trans. high & intermediate gear shift)					1	
	34806-S7	Lockwasher-5/16"-lever assy to cam & shaft assy			1	1	1	
	33798-S8	Nut (hex)-5/16"-24-lever assy to cam & shaft assy			1	1	1	
	352555-S	Pin (flat hd)-1/4" x 1-1/32"-lever assy to cam & shaft assy	1	1	1	1	1	
	44724-S8	Washer (flat)-5/16"-lever assy to cam & shaft assy			1	1	1	
	351581-S2	Washer (flat)-41/64" x 1-1/8" x 3/64"-lever assy to gear shift housing	1	1	1	1	1	
	*01A-7287	Washer (trans. shift cam thrust)-5/8" I.D. x 1/32" thick-Steel	2	2				
	01A-7288	Seal (trans. gear shifter shaft bearing assy)-1" O.D. x 3/16" thick-with leather seal	2	2				
	1A-7288-A	Oil seal (trans. shifting shaft)-5/8" O.D. x 27/64" I.D. x 7/64" thick-Synthetic Rubber			2	2	2	
	8M-7290	Lever assy (trans. low & reverse shift)	1	1				
	1M-7290-B	Lever assy (trans. low & reverse shift)			1			
	8A-7290-B	Lever (trans. low & reverse shift)				1	1	
	34806-S7	Lockwasher-5/16"-lever assy to cam & shaft assy	1	1	1	1	1	
	33798-S8	Nut (hex)-5/16"-24-lever assy to cam & shaft assy	1	1	1	1	1	
	352555-S	Pin (flat hd)-1/4" x 1-1/32"-lever assy to cam & shaft assy	1	1	1	1	1	
	44724-S8	Washer (flat)-5/16"-lever assy to cam & shaft assy	1	1	1	1	1	
	351341-S7	Washer (flat spring)-5/16"-anti-rattle	1	1	1	1	1	
	351581-S2	Washer (flat)-41/64" x 1-1/8" x 3/64"-lever assy to gear shift housing	1	1	1	1	1	
	56H-7292	Lever (trans. O/Drive reverse lockout)		1				
	72016-S8	Cotter pin-3/32" x 3/4"-reverse lockout lever to gear shift housing	1	1	1	1	1	
	357204-S	Pin (flat hd)-5/16" x 1-13/32"-reverse lockout lever to gear shift housing	1	1	1	1	1	
	*8M-7325-B	Rod assy (trans. high & intermediate gear shift)	1	1	1			
	*MA-7325-A	Rod assy (trans. high & intermediate gear shift)				1		
	*MA-7325-C	Rod assy (trans. high & intermediate gear shift)				1	1	
	*8M-7327	Rod assy (trans. low & reverse gear shift)	1	1				
	*MA-7327-A	Rod assy (trans. low & reverse gear shift)				1	1	
	*1M-77238	Rod assy (trans. low & reverse gear shift)	1	1	1			
	*352358-S	Pin (self locking)	2	2	2	2	2	
	*44722-S8	Washer (flat)-5/16"-rod assy to shift levers	2	2	2	2	2	
	*351341-S7	Washer (flat spring)-21/64" I.D. x 5/8" O.D.-rod assy to shift levers	2	2	2	2	2	

* Used with but not part of the 7201 assy

Clutch



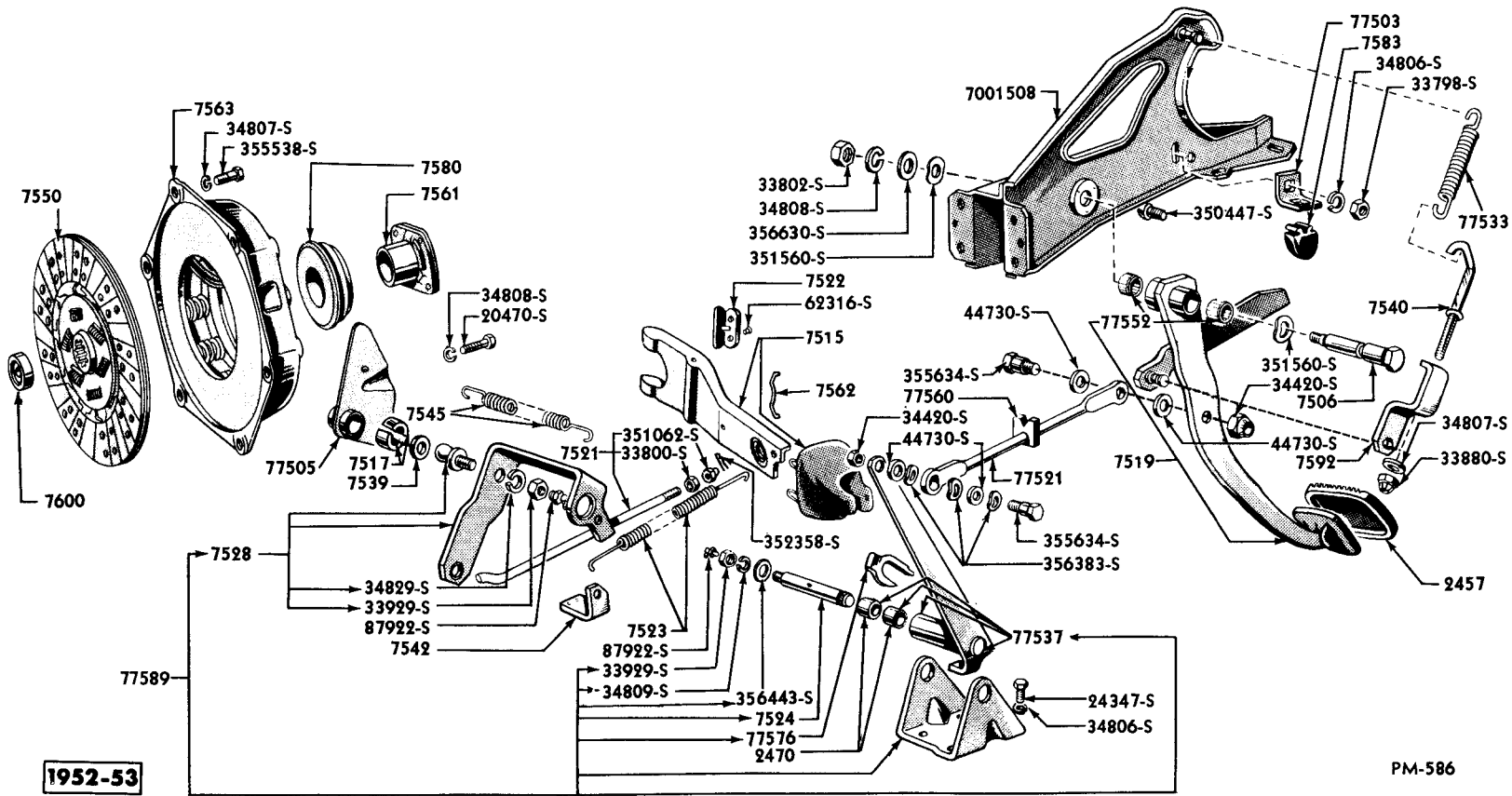
1949-51

PM-580

CLUTCH AND RELATED PARTS

Basic numbers only shown on illustration. Order by Part Numbers shown in list of parts.

Clutch—Continued



PM-586

CLUTCH AND RELATED PARTS

Basic numbers only shown on illustration. Order by Part Numbers shown in list of parts.

MERCURY

CHASSIS PARTS CATALOGUE

PART NUMBER	CLASS	PART NAME	NO. REQ'D	MODEL	YEAR
					19
Clutch—Continued					
	8M-2457	Pad (clutch and brake pedal)-Rubber	2	9M,OM,1M	49-51
	MA-2457-A	Pad (clutch and brake pedal)-Rubber	1	MA	52-53
	8M-2473	Shaft and bracket assy (clutch and brake pedal)	1	9M,OM,1M	49-51
	24367-S7	Bolt (hex-hd)-5/16"-24 x 7/8"-shaft and brkt. assy to frame	2	9M,OM,1M	49-51
	34806-S7	Lockwasher-5/16"-shaft and brkt. assy to frame	2	9M,OM,1M	49-51
	351536-S7	Washer (plain)-3/4" I.D. x 1-1/8" O.D. x 3/32" thick-shaft and brkt. assy to clutch and brake pedal	2	9M,OM,1M	49-51
	351538-S7	Washer (flat)-3/4" I.D. x 1-3/8" O.D. x 3/32" thick-shaft and bracket assy to clutch and brake pedal	2	9M,OM,1M	49-51
	8M-2476	Weatherseal assy (clutch and brake pedal)-Rubber	2	9M,OM,1M	49-51
	AB-77503-B	Bracket (clutch pedal bumper)-"L" shaped	1	MA	52
	AB-77503-C	Bracket (clutch pedal bumper)-"L" shaped & webbed	1	MA	52-53
	350477-S2	Bolt (carriage)-5/16"-24 x 5/8"	1	MA	52-53
	34806-S7	Lockwasher-5/16"	1	MA	52-53
	33798-S8	Nut (hex)-5/16"-24	1	MA	52-53
	MA-77521-B	Rod (clutch pedal to release lever)-10-28/32" long	1	MA	52-53
	355634-S8	Bolt (hex-hd shoulder)-3/8"-24 x 1-3/16"-release lever rod to clutch pedal	1	MA	52-53
	34420-S8	Locknut-3/8"-24	2	MA	52-53
	44730-S8	Washer (flat)-7/16"	3	MA	52-53
	356383-S7	Washer (spring)-3/4" O.D. x 29/64" I.D.	3	MA	52-53
	MA-77533-B	Spring (clutch pedal assist)-19 coils-6-11/32" long	1	MA	52-53
	MA-77537-C	Lever assy (clutch release)-upper	1	MA	52-53
	355634-S8	Bolt (hex-hd shoulder)-3/8"-24 x 1-3/16"-clutch pedal to clutch release upper lever to pedal	1	MA	52-53
	8A-2470	Bushing (clutch release lever upper)	2	MA	52-53
	MA-77552-A	Bearing assy (clutch pedal shaft)-1" O.D. x 3/4" I.D. x 1/2" thick	2	MA	52-53
	MA-77560-B	Seal (clutch pedal rod thru dash)-Felt-1-3/8" x 1-3/8" x 1/4" thick	1	MA	52-53
	MA-77560-C	Boot (clutch pedal rod thru dash)-Rubber-bellowed	1	MA	52-53
	MA-77570-A	Retainer (clutch pedal rod thru dash boot-with (3) 15/64" dia. holes & 1-1/2" dia. center hole	1	MA	52-53
	33170-S7	Screw (pan head-self tapping)-No. 10-16 x 1/4"-attaches MA-77570-A to dash	3	MA	52-53

MERCURY

CHASSIS PARTS CATALOGUE

PART NUMBER	WASHER	PART NAME	NO. REQ'D	MODEL	YEAR 19__
Clutch—Continued					
	MA-77576-B	Retainer (clutch equalizer lubricating felt)	1	MA	52-53
	356443-S	Washer-1" I.D. x 1-3/8" O.D. x 3/32" thick-Felt	2	MA	52-53
	MA-77589-B	Equalizer assy (clutch)	1	MA	52-53
	MA-77589-C	Equalizer assy (clutch)	1	MA	52-53
	24347-S8	Bolt (hex-hd)-5/16"-24 x 3/4"-equalizer to frame	4	MA	52-53
	34806-S7	Lockwasher-5/16"-equalizer to frame	4	MA	52-53
8M 7503-B		Shaft (clutch release equalizer)	1	9M,OM,1M	49-51
	350363-S7	Clevis pin-1/2" x 1-15/32"-equalizer shaft to clutch release shaft	1	9M,OM,1M	49-51
	87901-S8	Fitting (lubricator)-1/8"-check valve type-for clutch release equalizer shaft	1	9M,OM,1M	49-51
	352358-S	Pin (self locking)-9/32" x 61/64"-equalizer shaft to clutch release shaft	1	9M,OM,1M	49-51
§§MA 7506-C		Shaft (clutch & brake pedal pivot)-7/16"-20 x 4-19/32"	1	MA	52-53
	33802-S8	Nut (hex)-7/16"-20	1	MA	52-53
	34808-S8	Lockwasher-7/16"	1	MA	52-53
	§§351560-S7	Washer (spring)-1-1/8" O.D. x 25/32" I.D.	1	MA	52-53
	356630-S8	Washer-1-3/64" O.D. x 41/64" I.D.	1	MA	52-53
8M 7507-A	NS	Bracket & ball stud assy (clutch release equalizer shaft)-oval type design-repl. by 8M-7507-B	1	9M	49
8M 7507-B		Bracket and ball stud assy (clutch release equalizer shaft)-oblong design	1	9M,OM,1M	49-51
	24327-S7	Bolt (hex-hd)-5/16"-24 x 5/8" equalizer shaft bracket to frame	2	9M,OM,1M	49-51
	34806-S7	Lockwasher-5/16"	2 or 4	9M,OM,1M	49-51
	MA-77505-B	Bracket assy (clutch release equalizer)-on flywheel housing	1	MA	52-53
	20470-S8	Bolt (hex-hd)-7/16"-14 x 1-1/2"-brkt. to flywheel hsg.	2	MA	52-53
	34808-S8	Lockwasher-7/16"-brkt. to flywheel hsg.	2	MA	52-53
51A 7508		Bushing (clutch release shaft)-1-1/4" long-use on cars not equipped with lubricator fittings for clutch release shaft	2	9M	49
8M 7508		Bushing (clutch release shaft)-1-3/8" long-use on cars equipped with lubricator fittings for clutch release shaft	2	9M,OM,1M	49-51
01A 7510		Shaft (clutch release)-11" long	1	9M,OM,1M	49-51
5EH 7515		Fork (clutch release shaft)-fork ends curved at front side & flat at back side	1	9M,OM,1M	49-51
1M 7515		Fork (clutch release shaft)-fork ends curved at both sides	1	1M	51
	352581-S7	Pin (flat head)-5/16" x 1-1/2"-fork to shaft	1	9M,OM,1M	49-51

§§ Not used with Merc-O-Matic transmission

MERCURY

CHASSIS PARTS CATALOGUE

PART NUMBER	PART NAME	NO. REQ'D	MODEL	YEAR
Clutch—Continued				
AB 7515-C	Lever assy (clutch release)-approx. 10-7/8" o/all length	1	MA	52-53
	63329-S12 Rivet-3/16" x 11/32"-shield to release lever	1	MA	52-53
	351291-S7 Washer (flat)-No. 10-shield to release lever	1	MA	52-53
01A 7517	Socket (clutch release equalizer shaft ball)-Bronze	2	9M,OM,1M,MA	49-53
48 7518	Cover (transmission inspection hole)	1	9M,OM,1M	49-51
	26148-S Screw (rd-hd)-5/16"-18 x 3/8"-trans. inspection hole cover	2	9M,OM,1M	49-51
MA 7519-E	Pedal assy (clutch)	1	MA	52-53
	BA-7001508-E Support assy (clutch pedal)	1	MA	52-53
8M 7520-C1	Pedal and bushing assy (clutch)-pressed steel type	1	9M,OM	49-50
8M 7520-C2	Pedal and bushing assy (clutch)-forging type	1	9M,OM	49-50
8M 7520-D	Pedal and bushing assy (clutch)-forging type-two 5/16" adjustment holes approximately 7/8" apart center to center-also supply (1) of 8M-7530-C when used in place of 8M-7520-C1 or C2	1	9M,OM,1M	49-51
	87901-S8 Fitting (lub.)-1/8"-straight	1	9M,OM,1M	49-51
	351536-S7 Washer (plain)-3/4" I.D. x 1-1/8" O.D. x .094" thick	1	9M,OM,1M	49-51
	351538-S7 Washer (plain)-3/4" I.D. x 1-3/8" O.D. x .094" thick	1	9M,OM,1M	49-51
MA 7521-C	Rod assy (clutch lever release)-10-1/8" o/all length	1	MA	52-53
	33800-S8 Nut (hex)-3/8"-24	1	MA	52-53
	351062-S8 Nut (hex-special)-3/8"-24	1	MA	52-53
	352358-S Pin (self-locking)-9/32" x 61/64"	1	MA	52-53
AB 7522-D	Bracket (clutch release lever)	1	MA	52-53
	62316-S2 Rivet (flat head)-1/4" x 5/16"-brkt. to flywheel hsg.	2	MA	52-53
91A 7523	Spring (brake pedal retracting)-19 coils-close wound -5-25/64" long	1	9M,OM,1M	49-51
8M 7523	Spring (clutch pedal retracting)-13 coils-close wound-3-41/64" long	1	9M,OM,1M	49-51
MA 7523-C	Spring (clutch release retracting)-50 coils-close wound-6-3/32" approx. free length	1	MA	52-53
MA 7524-A	Shaft (clutch lever)-3-37/64" long	1	MA	52
MA 7524-B	Shaft (clutch lever)	1	MA	52-53
	87922-S8 Fitting (lub.)-45°-1/4"-28	2	MA	52-53
	34809-S8 Lockwasher-1/2"-shaft to frame bracket	1	MA	52-53
	33929-S7 Nut (hex)-1/2"-20-shaft to frame bracket	1	MA	52-53
	356443-S Washer-1-3/8" O.D. x 1" I.D.	2	MA	52-53
01A 7526-A	Bushing (pedal)-3/4" I.D. x 11/16" long	2	9M,OM,1M	49-51
MA 7528-C	Bar assy (clutch release equalizer)	1	MA	52-53
	87922-S Fitting (lubricator)-45° angle	1	MA	52-53
	34809-S8 Lockwasher-1/2"	1	MA	52-53
	33929-S7 Nut (hex)-1/2"-20	1	MA	52-53

MERCURY

CHASSIS PARTS CATALOGUE

PART NUMBER	PART NAME	NO. REQ'D	MODEL	YEAR
Clutch—Continued				
8M 7530-B	Rod assy (clutch pedal to release arm)-use with 8M-7520-C1 and C2	1	9M	49
8M 7530-C	Rod assy (clutch pedal to release arm)-use with 8M-7520-D	1	9M, OM, 1M	49-51
	73896-S7 Clevis pin-5/16" x 15/16"-clutch pedal release rod assy to clutch pedal assy	1	9M, OM, 1M	49-51
	73911-S7 Clevis pin-5/16" x 1-1/16"-clutch pedal release rod assy to clutch pedal assy	1	9M, OM, 1M	49-51
	73911-S7 Clevis pin-5/16" x 1-1/16"-clutch pedal release rod assy to equalizer arm	1	9M, OM, 1M	49-51
	33927-S7 Nut (hex)-7/16"-20-clutch pedal to release arm assy	1	9M, OM, 1M	49-51
	352358-S Pin (self locking)-9/32" x 61/64"-clutch pedal release rod assy to clutch pedal assy	1	9M, OM, 1M	49-51
	352358-S Pin (self locking)-9/32" x 61/64"-clutch pedal release rod assy to equalizer arm	1	9M, OM, 1M	49-51
B 7533-B	Pin (brake pedal clevis)-1-7/16" long	1	9M, OM, 1M	49-51
OLA 7539-A	Washer (clutch release equalizer shaft)-Rubber-37/64" I.D. x 15/16" O.D.	1	9M, OM, 1M, MA	49-53
8M 7540-A	NS Retainer (clutch pedal retracting spring)-3/8"-24 thread-replaced by 8M-7540-B and (1) 33798-S8, (1) 33923-S7, and (1) 44722-S8	1	9M, OM	49-50
	33800-S8 Nut (hex)-3/8"-24-retainer to frame	1	9M, OM	49-50
	44726-S8 Washer (flat)-3/8"-retainer to frame	1	9M, OM	49-50
	33925-S7 Nut (hex check)-3/8"-24-retainer to frame	1	9M, OM	49-50
8M 7540-B	Retainer (clutch pedal retracting spring)-5/16"-24 thread	1	9M, OM, 1M	49-51
MA 7540-B	Retainer (clutch pedal retracting spring)-3/8"-24 thread	1	MA	52-53
	34807-S8 Lockwasher-3/8"-retainer to link	1	MA	52-53
	33800-S8 Nut (hex)-3/8"-24-retainer to link	1	MA	52-53
	33798-S8 Nut (hex)-5/16"-24-use with 8M-7540-B	1	9M, OM, 1M	49-51
	33923-S7 Nut (hex check)-5/16"-24-use with 8M-7540-B	1	9M, OM, 1M	49-51
	44722-S8 Washer (flat)-5/16"-use with 8M-7540-B	1	9M, OM, 1M	49-51
MA 7542-A	Bracket (clutch retracting spring)	1	MA	52-53
	357593-S8 Bolt (hex hd)-7/16"-14 x 4-5/8"-attaches MA-7542-A to strg. gear case	1	MA	52-53
	34808-S8 Lockwasher-7/16"-brkt. to steering gear	1	MA	52-53
	33801-S8 Nut (hex)-7/16"-14-brkt. to steering gear	1	MA	52-53

MERCURY

CHASSIS PARTS CATALOGUE

PART NUMBER	PART NAME	NO. REQ'D	MODEL	YEAR
8M 7543	Ball end (clutch release equalizer shaft)	1	9M, OM, 1M	49-51
	34399-S8 Locknut (hex)-1/2"-20-ball end to bracket and nut assy	1	9M, OM, 1M	49-51
01A 7545	Spring (clutch release equalizer shaft)-10 coils-1-45/64" long	1	9M, OM, 1M	49-51
MA 7545-A	Spring (clutch equalizer bar tension)-43 coils-5-3/4" long	1	MA	52-53
01A 7547	Retainer (clutch and brake pedal)-43/64" I.D.	2	9M, OM, 1M	49-51
8CM 7550-A	Disc assy (clutch)-1-1/8" I.D. of hub-use with 8M-7017	1	9M, OM, 1M	49-51
1CM 7550-A	Disc assy (clutch)-13/16" I.D. of hub-use with 1A-7017-A	1	1M, MA	51-53
48 7561	Hub (clutch release bearing)-with coil spring anchor loop for 48-7562	1	9M, OM, 1M	49-51
1M 7561	Hub assy (clutch release bearing)-without coil spring anchor loop	1	1M	51
AB 7561-A	Hub assy (clutch release bearing)	1	MA	52-53
48 7562	Spring (clutch release bearing)-11 coils-close wound -1-7/16" long	1	9M, OM, 1M	49-51
AB 7562-A	Spring (clutch release lever anti-rattle)-5/64" dia. spring wire-2-7/8" long	1	MA	52-53
8CM 7563-A	NS Plate and cover assy (clutch pressure)-with all pressure springs painted gray-replaced by 8CM-7563-C	1	9M	49
8CM 7563-B	NS Plate & cover assy (clutch pressure)-with (6) pressure springs painted gray & (3) pressure springs painted Purple-repl. by 8CM-7563-C	1	9M, OM	49-50
8CM 7563-C	Plate and cover assy (clutch pressure)-with all pressure springs painted Brown-use with 8CM-7550-A	1	9M, OM, 1M	49-51
1CM 7563	Plate & cover assy (clutch release)-use with 1CM-7550-A	1	1M	51
MA 7563-A	Plate & cover assy (clutch pressure)	1	MA	52-53
	35538-S Bolt (hex-hd)-3/8"-16 x 3/4"-pressure plate and cover assy to flywheel	6	9M, OM, 1M, MA	49-53
	34807-S8 Lockwasher-3/8"-plate & cover assy to flywheel	6	9M, OM, 1M, MA	49-53
8M 7568	NS Bracket & nut assy (clutch release equalizer shaft)-replaced by 8M-7507-A	1	9M	49
78 7580-A	Bearing assy (clutch release)-3-1/2" O.D. x 2-1/16" I.D. x 13/16" thick	1	9M, OM, 1M	49-51
8A 7580-A	Bearing assy (clutch release)-3-1/4" O.D. x 1-41/64" I.D. x 3/4" thick	1	1M, MA	51-53
MA 7583-A	Bumper (clutch pedal)-dome shaped-63/64" long	2	MA	52-53
8M 7592	Link (clutch pedal retracting spring)-6-1/8" o/all length	1	9M, OM, 1M	49-51
MA 7592-B	Link (clutch pedal retracting spring)-4-35/64" o/all length	1	MA	52-53
	72004-S Cotter pin-3/32" x 1/2"-link to clutch pedal	1	9M, OM, 1M	49-51
	44719-S8 Washer (flat)-1/4"-link to clutch pedal	1	9M, OM, 1M	49-51
	33880-S8 Nut (hex)-3/8"-24-attaches MA-7592-B to MA-7540-B	1	MA	52-53

MERCURY

CHASSIS PARTS CATALOGUE

PART NUMBER	PART NAME	NO. REQ'D	MODEL	YEAR
Clutch—Continued				
B 7600-A	Bearing (clutch pilot)-Ball type-.6689"/.6693" I.D. x 1.5743"/1.5748" O.D. x .4674"/.4724" thick	1	9M, OM, 1M, MA	49-53
70 7600-B	Bearing (clutch pilot)-Solid type-.6715"/.6725" I.D. x 1.5743"/1.5753" O.D. x .495"/.505" thick	1	9M, OM, 1M	49-51
§§7RA 7609	Retainer (flywheel dowel)-2-3/8" I.D. x 4-1/8" O.D.	1	9M, OM, 1M, MA	49-53
8M 7650-A	Extension assy (trans.)-used with 8M-7000-A	1	9M, OM, 1M	49-51
8M 7650-B	Extension assy (trans. O/Drive)-used with 8M-7000-B	1	9M, OM, 1M	49-51
1A 7650-A	Extension assy (trans.)-used with 1M-7003-C	1	1M	51
1A 7650-B	Extension assy (trans. O/Drive)-used with 1M-7003-D	1	1M	51
§1P 7650-A	Extension assy (trans.)-optional with 1P-7650-B	1	OM, 1M	50-51
§1P 7650-B	Extension assy (trans.)-optional with 1P-7650-A	1	OM, 1M	50-51
§1P 7650-C	Extension assy (trans.)	1	MA	52-53
AB 7650-A	Extension assy (trans.)-used with AB-7003-A & D	1	MA	52-53
AB 7650-B	Extension assy (trans.)-used with AB-7003-B & E	1	MA	52-53
8A 7652	Shaft & ring gear assy (trans. O/Drive main)	1	1M	51
16H 7653	Gear (trans. overdrive ring)-42 teeth-4-17/64" O.D.	1	9M, OM, 1M, MA	49-53
16H 7654	Snap ring (trans. overdrive ring gear)-3-29/32" O.D.	1	9M, OM, 1M, MA	49-53
8M 7656	Snap ring (transmission overdrive mainshaft bearing) -2-15/16" O.D. x 5/64" thick	1	9M, OM, 1M, MA	49-53
§1P 7657	Seal assy (transmission extension oil)	1	OM, 1M, MA	50-53
8M 7660	Adapter (trans. O/Drive)-with (4) tapped holes	1	9M, OM, 1M	49-51
8A 7660	Adapter (trans. O/Drive)-with (3) tapped holes & w/o notched I.D.	1	1M	51
AB 7660-A	Adapter (trans. O/Drive)-with (3) tapped holes & with notched I.D.	1	MA	52-53
8M 7661	Gasket (trans. O/Drive housing adapter)	1	9M, OM, 1M	49-51
8A 7661	Gasket (trans. O/Drive housing adapter)	1	1M	51
AB 7661-A	Gasket (trans. O/Drive housing adapter)	1	MA	52-53
56H 7662	Ring and gear plate assy (trans. overdrive balk)	1	9M, OM, 1M, MA	49-53
8M 7665	Plate and trough assy (transmission overdrive cover)	1	9M, OM, 1M	49-51
8A 7665	Plate & trough assy (trans. O/Drive cover)	1	1M	51
AB 7665-A	Plate & trough assy (trans. O/Drive cover)	1	MA	52-53
16H 7666-A	Snap ring (trans. overdrive cover plate)-.062" thick	as reqd	9M, OM, 1M	49-51
16H 7666-B	Snap ring (trans. overdrive cover plate)-.070" thick	as reqd	9M, OM, 1M	49-51
16H 7666-C	Snap ring (trans. overdrive cover plate)-.066" thick	as reqd	9M, OM, 1M	49-51
8A 7667-A	Snap ring (trans. main shaft)-.090" thick	as reqd	1M, MA	51-53
8A 7667-B	Snap ring (trans. main shaft)-.093" thick	as reqd	1M, MA	51-53
8A 7667-C	Snap ring (trans. main shaft)-.096" thick	as reqd	1M, MA	51-53
16H 7667-A	Snap ring (trans. main shaft rear brg.)-.087" thick	as reqd	9M, OM, 1M, MA	49-53
16H 7667-B	Snap ring (trans. main shaft rear brg.)-.090" thick	as reqd	9M, OM, 1M, MA	49-53
16H 7667-C	Snap ring (trans. main shaft rear brg.)-.093" thick	as reqd	9M, OM, 1M, MA	49-53
16H 7667-D	Snap ring (trans. main shaft rear brg.)-.096" thick	as reqd	9M, OM, 1M, MA	49-53

§ Used with Merc-O-Matic transmission

§§ Not used with Merc-O-Matic transmission

MERCURY

CHASSIS PARTS CATALOGUE

PART NUMBER	UNBRT	PART NAME	NO. REQ'D	MODEL	YEAR 19__
Clutch—Continued					
16H 7668		Baffle (transmission main shaft oil)	1	9M,OM,1M	49-51
8A 7668		Baffle (trans. main shaft)	1	1M,MA	51-53
56H 7670		Gear assy (transmission overdrive sun)	1	9M,OM,1M,MA	49-53
56H 7673		Cage assy (transmission overdrive pinion)	1	9M,OM,1M,MA	49-53
16H 7674		Retainer (transmission overdrive free wheel cage)	1	9M,OM,1M,MA	49-53
16H 7675		Cam, roller & cage assy (trans. O/Drive free wheel)	1	9M,OM,1M,MA	49-53
16H 7676		Retainer (transmission overdrive free wheel cam)	1	9M,OM,1M,MA	49-53
56H 7680		Fork and rail assy (transmission overdrive shift)	1	9M,OM,1M	49-51
1A 7680-A		Fork & rail assy (trans. O/Drive shift)	1	1M,MA	51-53
8L 7683	NS	Ring (trans. O/Drive shift rail snap)-serviced in assy	1	MA	52-53
16H 7685		Spring (transmission overdrive retractor)-15 coils-2-3/4" long	1	9M,OM,1M,MA	49-53
56H 7686		Shaft (transmission overdrive control)-2-5/16" long	1	9M,OM,1M	49-51
8L 7686		Shaft (trans. O/Drive control)-2-21/32" long	1	1M,MA	51-53
56H 7688		Seal assy (transmission shifter shaft oil)-15/16" O.D. x 3/16" wide-with rubber liner	1	9M,OM,1M,MA	49-53
8M 7689		Lever (trans. O/Drive control)-2-15/16" long	1	9M,OM,1M	49-51
8A 7689		Lever (trans. O/Drive control)-3-3/16" long	1	1M,MA	51-53
8M 7690		Pawl (trans. O/Drive stationary gear)-with "v" shaped slot	1	9M,OM,1M	49-51
8A 7690		Pawl (trans. O/Drive stationary gear)-with circular shaped slot	1	1M	51
AB 7690-A		Pawl (trans. O/Drive stationary gear)	1	MA	52-53
16H 7691-C		Plunger (trans. overdrive interlock)-1.082" long -2 grooves	1	9M,OM,1M	49-51
16H 7691-E		Plunger (trans. overdrive interlock)-1.065" long	1	9M,OM,1M	49-51
§1M 7692		Shield (trans. extension rear oil seal)	1	OM,1M,MA	50-53
26H 7693		Seal (transmission overdrive pawl operating rod oil) -5/8" O.D. x 13/64" thick-with rubber liner	1	9M,OM,1M,MA	49-53
8L 7696		Guide (trans. O/Drive shift rail)	1	1M,MA	51-53
8A 7699-B		Bearing (trans. extension)-1-5/8" O.D. x 1-1/4" long	1	1M,MA	51-53
8CM 7713		Clip (trans. overdrive control cable support)-at engine-straight edge near 15/32" diameter hole	1	9M	49
OM 7713		Clip (trans. O/Drive control cable support)-at engine-rounded edge near 15/32" diameter hole	1	OM,1M,MA	50-53
8M 7749		Shaft and ring assy (transmission overdrive main) -4 grooves	1	9M,OM,1M	49-51
AB 7749-A		Shaft assy (trans. O/Drive main)	1	MA	52-53
§1M 7771-A		Pan (trans. control linkage splash)	1	1M	51
§MA 7771-A		Pan (trans. control linkage splash)	1	MA	52-53
8M 7777		Cover plate (trans. overdrive mainshaft bearing)	1	9M,OM,1M,MA	49-53
8M 7778		Gasket (trans. overdrive mainshaft brg. cover plate)	1	9M,OM,1M,MA	49-53

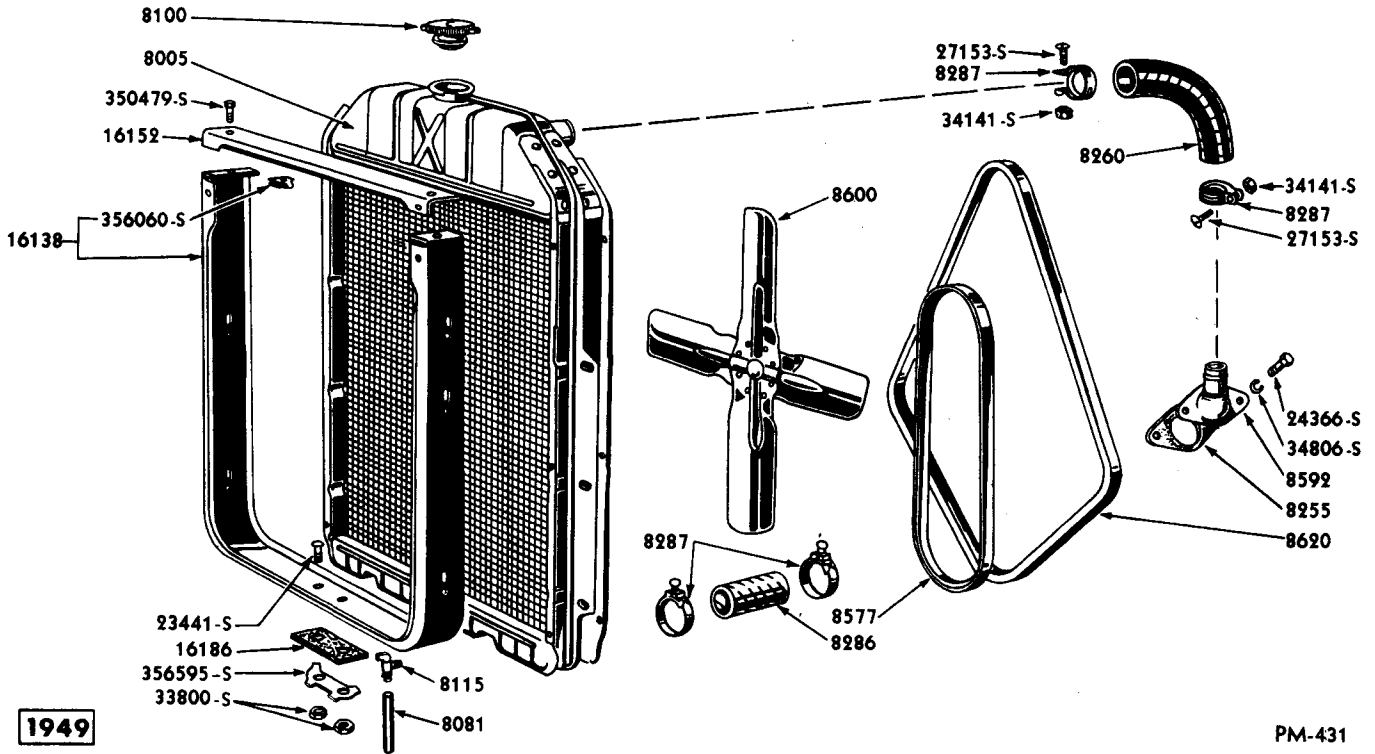
§ Used with Merc-O-Matic transmission

CHASSIS PARTS CATALOGUE

PART NUMBER	QTY	PART NAME	NO. REQ'D	MODEL	YEAR
Clutch—Continued					
\$1P 7908-A	NS	Impeller assy (converter)-w/o reinforcement-repl. by 1P-7908-B	1	OM, LM, MA	50-52
\$1P 7908-B		Impeller assy (converter)-with reinforcements	1	OM, LM, MA	50-52
\$1P 7908-C		Impeller assy (converter)	1	MA	52
\$1P 7908-D		Impeller assy (converter)	1	MA	52-53
\$1P 7915-A	NS	Hub (converter impeller)-replaced by 1P-7915-B	1	OM, LM, MA	50-52
\$1P 7915-B		Hub (converter impeller)	1	OM, LM, MA	50-52
\$1P 7915-C		Hub (converter impeller)	1	OM, LM, MA	50-53
\$1P 7916-A		Gasket (converter impeller hub)-Synthetic Rubber-4-15/64" O.D. x 3-15/16" I.D. x 9/64" thick	1	OM, LM, MA	50-53
\$1P 7920-A		Turbine assy (converter)	1	OM, LM, MA	50-53
\$1P 7932-A		Stator assy (converter)	1	OM, LM, MA	50-53
\$1P 7937-A		Washer (converter stator thrust)-Aluminum-1-19/32" I.D. x 2-15/16" O.D. x 13/32" thick	2	OM, LM, MA	50-53
\$1P 7940-B		Clutch assy (converter stator)	1	OM, LM, MA	50-53
\$1P 7942-B		Retainer assy (converter stator clutch)	2	OM, LM, MA	50-53
\$1P 7945-A		Snap ring (converter stator clutch retainer)-2-9/32" I.D. x 3-39/64" O.D. x 27/64" thick	2	OM, LM, MA	50-53
\$1P 7946-A		Race (converter stator clutch)-inner	1	OM, LM, MA	50-53
\$1P 7947-B		Race (converter stator clutch)-outer	1	OM, LM, MA	50-53
\$1P 7950-A		Cover assy (converter)	1	OM, LM, MA	50-52
\$1P 7950-C		Cover assy (converter)	1	MA	52-53
\$1P 7962-A		Washer (counter thrust)-1-1/4" I.D. x 2-7/16" O.D. x 1/16" thick	1	OM, LM, MA	50-53
\$1P 7963-A	NS	Gasket (converter cover)-13-29/32" O.D. x 13-1/16" I.D.-replaced by 1P-7963-C	1	OM, LM, MA	50-52
\$1P 7963-B		Gasket (converter cover)-Rubber	1	MA	52-53
\$1P 7963-C		Gasket (converter cover)-Vulcanized Fibre	1	OM, LM, MA	50-52
\$1P 7964-A	NS	Bolt (converter cover to impeller hsg.)-flat side head-5/16"-24 x 1-3/64"-replaced by 1P-7964-B	34	OM, LM	50-51
\$1P 7964-B		Bolt (converter cover to impeller hsg.)-flat side head-5/16"-24 x 1-1/64"	34	OM, LM, MA	50-52
\$1P 7964-D		Bolt (converter cover to impeller hsg.)	18	MA	52-53
\$1P 7975-A		Housing assy (converter)	1	OM, LM	50-51
\$1P 7975-C		Housing assy (converter)	1	OM, LM, MA	50-53
\$1M 7988		Gasket (converter hsg. lower cover to upper cover)	1	OM, LM, MA	50-53
\$1M 7989		Gasket (converter hsg. lower cover)	1	OM, LM, MA	50-53
\$1M 7990-B		Duct assy (converter air)	1	OM, LM	50-51
\$AB 7990-A		Duct assy (converter air)	1	MA	52-53
\$1M 7991-A		Cover assy (converter hsg.)-lower	1	OM, LM	50-51
\$1M 7991-B		Cover assy (converter hsg.)-lower-with clinch nut	1	OM, LM, MA	50-53
\$1M 7992		Cover (converter hsg.)-upper	1	OM, LM, MA	50-53
\$1M 7993-B		Screen assy (converter hsg. to air duct)	1	OM, LM, MA	50-53

§ Used with Merc-O-Matic transmission

Radiator



PM-431

RADIATOR AND RELATED PARTS

Basic numbers only shown on illustration. Order by Part Numbers shown in list of parts.

PART NUMBER	QTY	PART NAME	NO. REQ'D	MODEL	YEAR
NS 8H-19546-A		Rust inhibitor-pt. can-replaced by 8H-19546-B		9M,OM,1M,MA	49-53
		8H-19546-B Rust inhibitor-case of (12) pt. cans		9M,OM,1M,MA	49-53
NS 8L-19558-A		Radiator stop leak-10 oz. can-replaced by 8L-19558-B		9M,OM,1M,MA	49-53
		8L-19558-B Radiator stop leak-case of (12) 10 oz. cans		9M,OM,1M,MA	49-53
§§OCM 8005-A		Radiator assy-9-1/2 fins per inch	1	9M,OM,1M	49-51
§1CM 8005-A		Radiator assy-11 fins per inch	1	OM,1M	50-51
§SMA 8005-A		Radiator assy-11 to 11-1/2 fins per inch	1	MA	52-53
§MA 8005-B		Radiator assy-13 to 13-1/2 fins per inch	1	MA	52-53
§SMA 8005-C		Radiator assy-11-1/2 Copper Clad Steel fins per inch	1	MA	52-53
MA 8005-D		Radiator assy-11 fins per inch-extra cooling	1	MA	52-53
		24347-S8 Bolt (hex-hd)-5/16"-24 x 3/4"- radiator to radiator support	4or6	9M,OM,1M,MA	49-53
		34806-S7 Lockwasher-5/16"-radiator to radiator support	4or6	OM,1M,MA	50-53
		353418-S2 Nut (cage)-5/16"-24-radiator to support	4or6	MA	52-53

§ Used with Merc-O-Matic transmission

§§ Not used with Merc-O-Matic transmission

MERCURY

CHASSIS PARTS CATALOGUE

PART NUMBER	PART NAME	NO. REQ'D	MODEL	YEAR
-------------	-----------	-----------	-------	------

Radiator—Continued

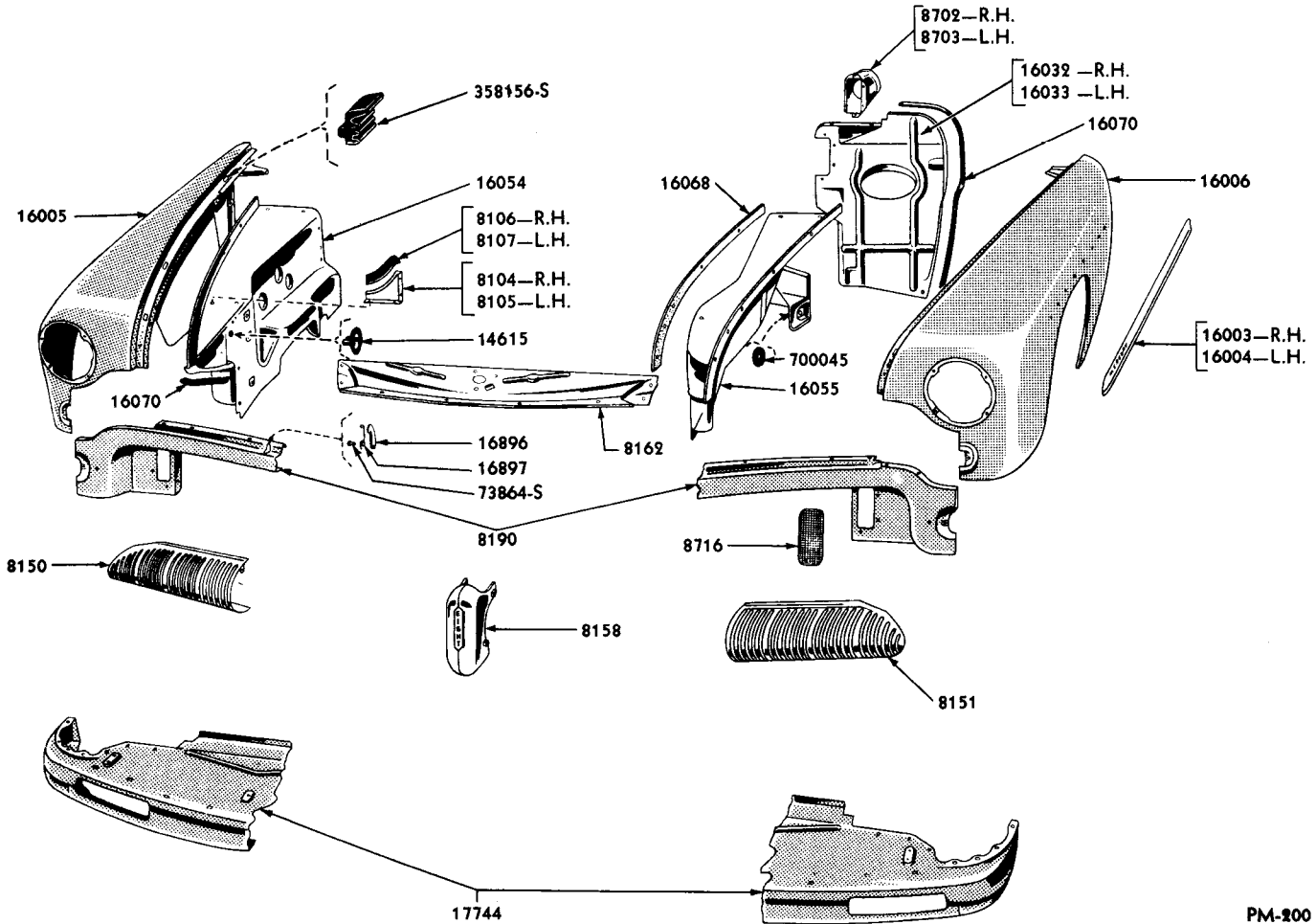
	OCM-8260-A	Hose (radiator)-upper-10" long	2	9M,OM,1M	49-51
	MA-8260-A	Hose (radiator)-upper-13-1/2" long	2	MA	52-53
	21A-8286-A	Hose (radiator) lower-5-1/2" long	2	9M,OM,1M	49-51
	MA-8286-A	Hose (radiator)-lower-5-3/4" long	2	MA	52-53
	5EH-8287-A	Clamp (radiator lower hose)-2-5/16" dia.-optional with 5EH-8287-B	4	9M,OM,1M,MA	49-53
	5EH-8287-B	Clamp (radiator lower hose)-2-5/32" dia.-optional with 5EH-8287-A	4	9M,OM,1M,MA	49-53
	8A-8287	Clamp (radiator upper hose)-adjustable range of 1-1/2" to 2-3/4" I.D.	4	9M,OM,1M,MA	49-53
8M 8081	Extension (cylinder block drain cock)-Rubber Hose		1	9M,OM,1M	49-51
MA 8081-B	Hose (radiator drain)-5/16" I.D. x 1/2" O.D. x 6-3/4" length		1	MA	52-53
1M 8100-A	Cap assy (radiator)		1	9M,OM,1M	49-51
OL 8100-A	Cap assy (radiator)		1	MA	52-53
8M 8104	Deflector assy (radiator side air)-R.H.		1	9M,OM	49-50
	34903-S8	Lockwasher-No. 10-deflector to fender apron	4	9M,OM	49-50
	34079-S7	Nut (hex)-No. 10-32-deflector assy to fender apron	4	9M,OM	49-50
	38193-S2	Screw (pan head)-No. 10-32 x 7/16"	4	9M,OM	49-50
8M 8106-A	Sealer (radiator side air deflector)-R.H.-Rubber		1	9M,OM	49-50
8M 8107-A	Sealer (radiator side air deflector)-L.H.-Rubber		1	9M,OM	49-50
48 8115	Cock assy (radiator drain)-1/4"-offset handle		1	9M,OM,1M	49-51
8CM 8115-A	Cock assy (radiator drain)-1/4"-wing type handle		1	9M,OM,1M,MA	49-53
8A 8125	Pad (radiator bottom support)		1	MA	52-53
BC 8128-A	Support (radiator air side inner deflector)		2	MA	52-53
	43264-S8	Bolt and lockwasher (hex-hd)-5/16"-24 x 7/8-support to fender apron and rad. support	6	MA	52-53
	353418-S2	Nut (cage)-5/16"-24-support to fender apron and radiator support	6	MA	52-53
	44724-S8	Washer (flat)-5/16"-support to fender apron and rad. support	6	MA	52-53

Radiator Grille

8M 8150-B	Grille (radiator)-R.H.-22-3/4" length		1	9M,OM	49-50
*1M 8150-A	Grille (radiator)-R.H.-24-9/16" length-Chrome Plate-alternate with 1M-8150-B		1	1M	51
*1M 8150-B	Grille (radiator)-R.H.-24-9/16" length-Rustless Steel-alternate with 1M-8150-A		1	1M	51
MAK 8150-A	Kit (radiator grille)-consists of the following (2) 8M-8150-B Grille (2) 8M-8151-B		as reqd	9M,OM	49-50
MBK 8150-A	Kit (radiator grille)-consists of the following (2) 1M-8150-B Grille (2) 1M-8151-B Grille		as reqd	1M	51

* Alternate material due to Material Emergency

Radiator Grille-Continued



PM-200

1949 RADIATOR GRILLE AND RELATED PARTS

Basic numbers only shown on illustration. Order by Part Numbers shown in list of parts.

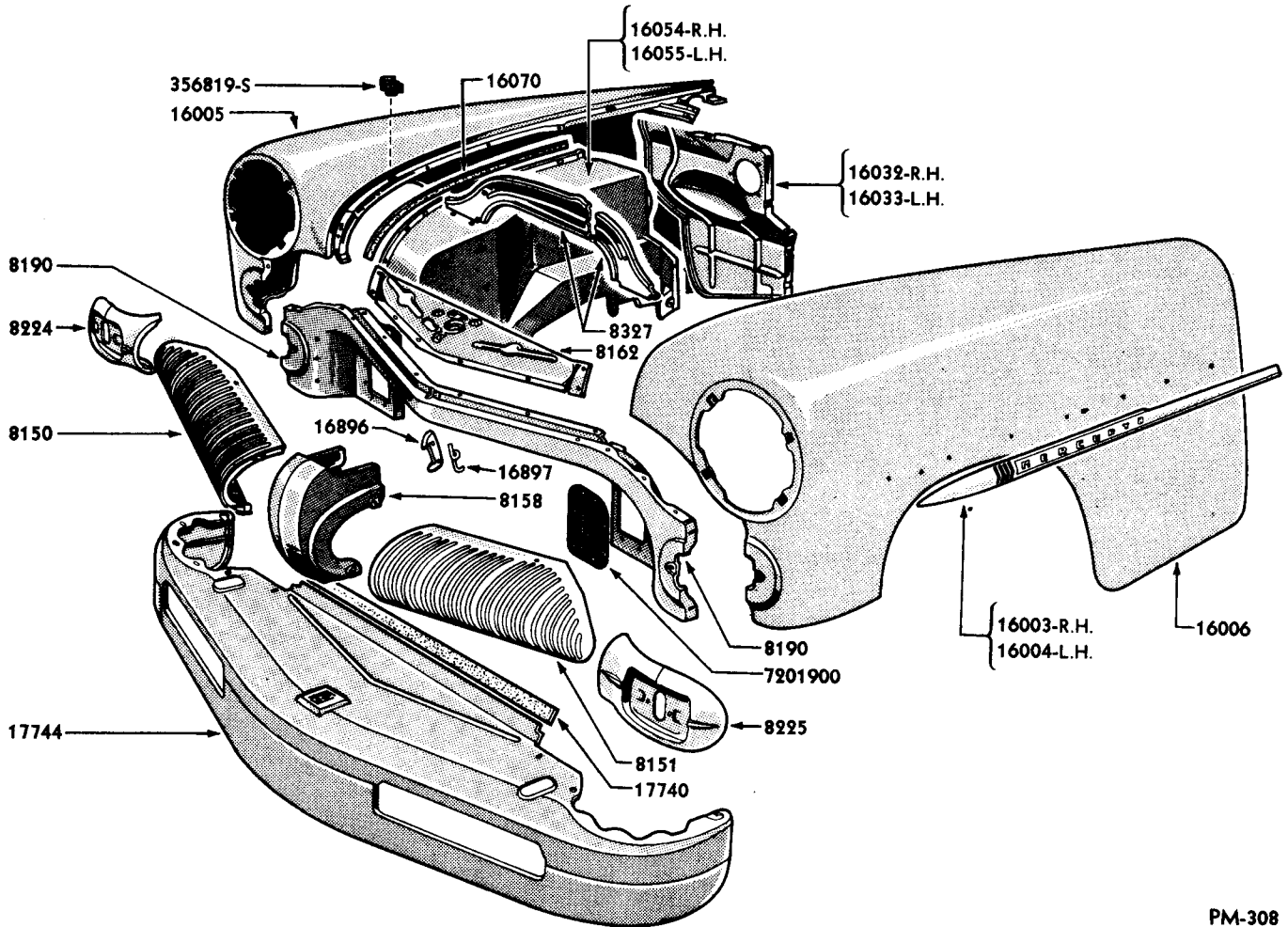
PART NUMBER	QTY	PART NAME	NO. REQ'D	MODEL	YEAR
8M 8151-B		Grille (radiator)-L.H.-22-3/4" length	1	9M, OM	49-50
*1M 8151-A		Grille (radiator)-L.H.-24-9/16" length-Chrome Plate-alternate with 1M-8151-B	1	1M	51
*1M 8151-B		Grille (radiator)-L.H.-24-9/16" length-Rustless Steel-alternate with 1M-8151-A	1	1M	51
		1M-88248 Seal (radiator grille opening)-fender apron	2	1M	51
		24344-S7 Bolt (hex-hd)-1/4"-20 x 5/8"	2	9M, OM	49-50
		24404-S7 Bolt (hex-hd)-1/4"-20 x 1-1/8"	2	9M, OM	49-50
		39881-S7 Bolt (hex washer head self tapping)-1/4"-20 x 1/2"	4	9M, OM	49-50
		34390-S7 Locknut (hex)-1/4"-20	4	9M, OM	49-50
		34805-S7 Lockwasher-1/4"	4	9M, OM	49-50
		34806-S7 Lockwasher-5/16"-grille to upper radiator panel	4	1M	51

* Alternate material due to Material Emergency

MERCURY

CHASSIS PARTS CATALOGUE

PART NUMBER	PART NAME	NO. REQ'D	MODEL	YEAR
Radiator Grille-Continued				
	34806-S7	Lockwasher-5/16"-grille to stone deflector	1 1M	51
	33923-S7	Nut (hex)-5/16"-24-grille to upper radiator panel	4 1M	51
	33923-S7	Nut (hex)-5/16"-24-grille to stone deflector	1 1M	51
	356131-S32	Nut (spring)-No. 14	2 9M,OM	49-50
	356831-S2	Nut (caged)-5/16"-24-grille to stone deflector	3 1M	51
	42032-S8	Screw (hex head self tapping)-No. 10-12 x 1"	1 9M,OM	49-50
	42134-S8	Screw (hex washer head self tapping)-No. 10-12 x 5/8"	2 9M,OM	49-50
	42154-S8	Screw (hex-hd self tapping)-No. 14-10 x 1"	4 9M,OM	49-50
	44719-S8	Washer (flat)-1/4"	4 9M,OM	49-50
	356218-S	Washer (flat)-17/64"	2 9M,OM	49-50
8M 8158	Ornament (radiator grille center)-with lettering	1	9M	49
OM 8158	Ornament (radiator grille center)-without lettering	1	OM	50
	20384-S2	Bolt (hex-hd)-1/4"-20 x 1"	4 OM	50
	24324-S7	Bolt (hex-hd)-1/4"-20 x 5/8"-grille center to grille opening panel	1 9M,OM	49-50
	24404-S7	Bolt (hex-hd)-1/4"-20 x 1-1/8"	4 9M	49
	34805-S8	Lockwasher-1/4"	4 9M,OM	49-50
	350934-S32	Nut (spring)-No. 10	1 9M,OM	49-50
	356131-S32	Nut (spring)-No. 14	4 9M,OM	49-50
	42032-S8	Screw (hex-hd self tapping)-No. 10-12 x 1"	1 9M,OM	49-50
8M 8162-B	Plate assy (radiator grille hood locking)	1	9M,OM	49-50
1M 8162	Plate assy (radiator grille hood locking)	1	1M	51
	24367-S7	Bolt (hex-hd)-5/16"-24 x 7/8"-plate to grille opening panel & front fender	8 9M,OM,1M	49-51
	34390-S7	Locknut (hex)-1/4"-20	3 9M,OM,1M	49-51
	34393-S7	Locknut (hex)-5/16"-24	8 9M,OM	49-50
	34806-S7	Lockwasher-5/16"	4 9M,OM,1M	49-51
	34906-S7	Lockwasher (internal tooth)-5/16"	4 9M,OM	49-50
	39075-S8	Screw (pan head)-5/16" 24 x 5/8"	4 9M,OM	49-50
	39050-S8	Screw (pan head)-1/4"-20 x 1/2"	3 9M,OM,1M	49-51
	44722-S8	Washer (flat)-5/16"-plate to grille opening panel	4 1M	51
1M 8182	Support (radiator grille)	2	1M	51
	23901-S4	Bolt (round head)-1/4"-20 x 5/8"-support to radiator grille	2 1M	51
	34805-S8	Lockwasher-1/4"-support to radiator grille	2 1M	51
	33795-S7	Nut (hex)-1/4"-20-support to radiator grille	2 1M	51

Radiator Grille-Continued

PM-308

1950 RADIATOR GRILLE AND RELATED PARTS

Basic numbers only shown on illustration. Order by Part Numbers shown in list of parts.

PART NUMBER	QTY	PART NAME	NO. REQ'D	MODEL	YEAR 19__
8M 8190-B		Panel assy (radiator grille opening)-fresh air duct inlet hole is 5-55/64" x 2-31/64"	1	9M	49
OM 8190		Panel assy (radiator grille opening)-fresh air duct inlet hole is 5-55/64" x 4-31/64"	1	OM	50
1M 8190-B		Panel assy (radiator grille opening)-fresh air duct inlet hole is 5-55/64" x 4-53/64"	1	1M	51
		24367-S7 Bolt (hex-hd)-5/16"-24 x 7/8"	16	9M,OM,1M	49-51
		34393-S7 Locknut (hex)-5/16"-24	14	9M,OM	49-50
		34806-S7 Lockwasher-5/16"-panel to front fender	12	1M	51
		34806-S7 Lockwasher-5/16"-panel to fender apron	4	1M	51
		34806-S7 Lockwasher-5/16"-panel to hood lock plate	4	1M	51
		33923-S7 Nut (hex)-5/16"-24-panel to radiator grille	8	1M	51

MERCURY

CHASSIS PARTS CATALOGUE

PART NUMBER	PART NAME	NO. REQ'D	MODEL	YEAR
Radiator Grille—Continued				
	33923-S7 Nut (hex)-5/16"-24-panel to fender apron	4	1M	51
	33923-S7 Nut (hex)-5/16"-24-panel to hood lock plate	4	1M	51
	33923-S7 Nut (hex)-5/16"-24-panel to front fender	12	1M	51
	356831-S2 Nut (caged)-5/16"-24-grille to front stone deflector	1	1M	51
	44722-S8 Washer (flat)-5/16"-grille to radiator grille opening	4	1M	51
	44722-S8 Washer (flat)-5/16"-panel to front fender	8	1M	51
	44724-S8 Washer (flat)-5/16"-panel to fender apron	8	9M,OM,1M	49-51
	44724-S8 Washer (flat)-5/16" x 7/8"-panel to front fender	16	1M	51
BC 8209-B	Shield assy (radiator splash)	1	MA	52-53
	24347-S8 Bolt (hex-hd)-5/16"-24 x 3/4"-shield to inner air deflector support	2	MA	52-53
	24347-S8 Bolt (hex-hd)-5/16"-24 x 3/4"-shield to inner air deflector	6	MA	52-53
	24347-S8 Bolt (hex-hd)-5/16"-24 x 3/4"-shield to outer air deflector	4	MA	52-53
	34806-S7 Lockwasher-5/16"-shield to inner air deflector support	2	MA	52-53
	34806-S7 Lockwasher-5/16"-shield to inner air deflector	6	MA	52-53
	34806-S7 Lockwasher-5/16"-shield to outer air deflector	4	MA	52-53
	33798-S8 Nut (hex-hd)-5/16"-24-shield to inner air deflector support	2	MA	52-53
	33798-S8 Nut (hex-hd)-5/16"-24-shield to inner air deflector	6	MA	52-53
	33798-S8 Nut (hex-hd)-5/16"-24-shield to outer air deflector	4	MA	52-53
	44724-S8 Washer (flat)-5/16"-shield to inner air deflector support	2	MA	52-53
	44724-S8 Washer (flat)-5/16"-shield to inner air deflector	6	MA	52-53
	44724-S8 Washer (flat)-5/16"-shield to outer air deflector	4	MA	52-53
	AB-16550-A Shield (radiator splash)	1	MA	52-53
	24347-S8 Bolt (hex-hd)-5/16"-24 x 3/4"-shield to radiator support	1	MA	52-53
	40921-S8 Bolt (hex washer head)-1/4"-20 x 1/2"-shield to frame	6	MA	52-53
	34806-S7 Lockwasher-5/16"-shield to radiator support	1	MA	52-53
	33798-S8 Nut (hex)-5/16"-24-shield to radiator support	1	MA	52-53
	BC-88294-A Seal (radiator splash shield front) -4" long	3	MA	52-53

MERCURY

CHASSIS PARTS CATALOGUE

PART NUMBER	C C A S S E	PART NAME	NO. REQ'D	MODEL	YEAR 19__
Radiator Grille-Continued					
8M 8219		Spacer (hood ornament)-square	2	9M,OM,1M	49-51
OM 8224		Extension assy (radiator grille)-RH	1	OM	50
OM 8225		Extension assy (radiator grille)-LH	1	OM	50
		357046-S32 Nut (spring)-No. 14-extension to fender	4	OM	50
		357046-S32 Nut (spring) No. 14-extension to grille opening panel	4	OM	50
		31527-S7 Screw (hex washer hd self tapping)-No. 14-14 x 1/2"-extension assy to fender and to grille opening panel	8	OM	50
1M 8230-C		Extension (radiator grille) inner-R.H.	1	1M	51
1M 8231-C		Extension (radiator grille) inner-L.H.	1	1M	51
		23901-S4 Bolt (round-hd)-1/4"-20 x 5/8"-extension to fender	4	1M	51
		24665-S2 Bolt (flat head)-1/4"-20 x 3/4"-extension to outer radiator grille	2	1M	51
		34805-S8 Lockwasher-1/4"-extension to front fender	4	1M	51
		34954-S7 Lockwasher-1/4"-extension to outer radiator grille	2	1M	51
		33795-S7 Nut (hex)-1/4"-20-extension to front fender	4	1M	51
		356131-S32 Nut (spring)-No. 14A-extension to front fender	8	1M	51
		42023-S7 Screw (hex head)-No. 14-10 x 3/4"-ext. to front fender	8	1M	51
		44719-S8 Washer (flat)-1/4"-extension to front fender	12	1M	51
8BA 8255-B		Gasket (water outlet connection)-19/64" thick	2	9M,OM,1M,MA	49-53
OCM 8260-A		Hose (radiator)-upper 10" long	2	9M,OM,1M	49-51
MA 8260-A		Hose (radiator)-upper-13-1/2" long	2	MA	52-53
21A 8286-A		Hose (radiator)-lower 5-1/2" long	2	9M,OM,1M	49-51
MA 8286-A		Hose (radiator)-lower-5-3/4" long	2	MA	52-53
B 8287-A		Clamp assy (neutral spring to steering column)	1	9M,OM	49-50
8A 8287-A		Clamp assy (hose)-adjustable range of 1-1/2" to 2-3/4" I.D.	as reqd	9M,OM,1M,MA	49-53
5EH 8287-A		Clamp assy (radiator lower hose)-2-5/16" diameter-optional with 5EH-8287-B	4	9M,OM,1M,MA	49-53
5EH 8287-B		Clamp assy (radiator lower hose)-2-5/32" diameter-optional with 5EH-8287-A	4	9M,OM,1M,MA	49-53

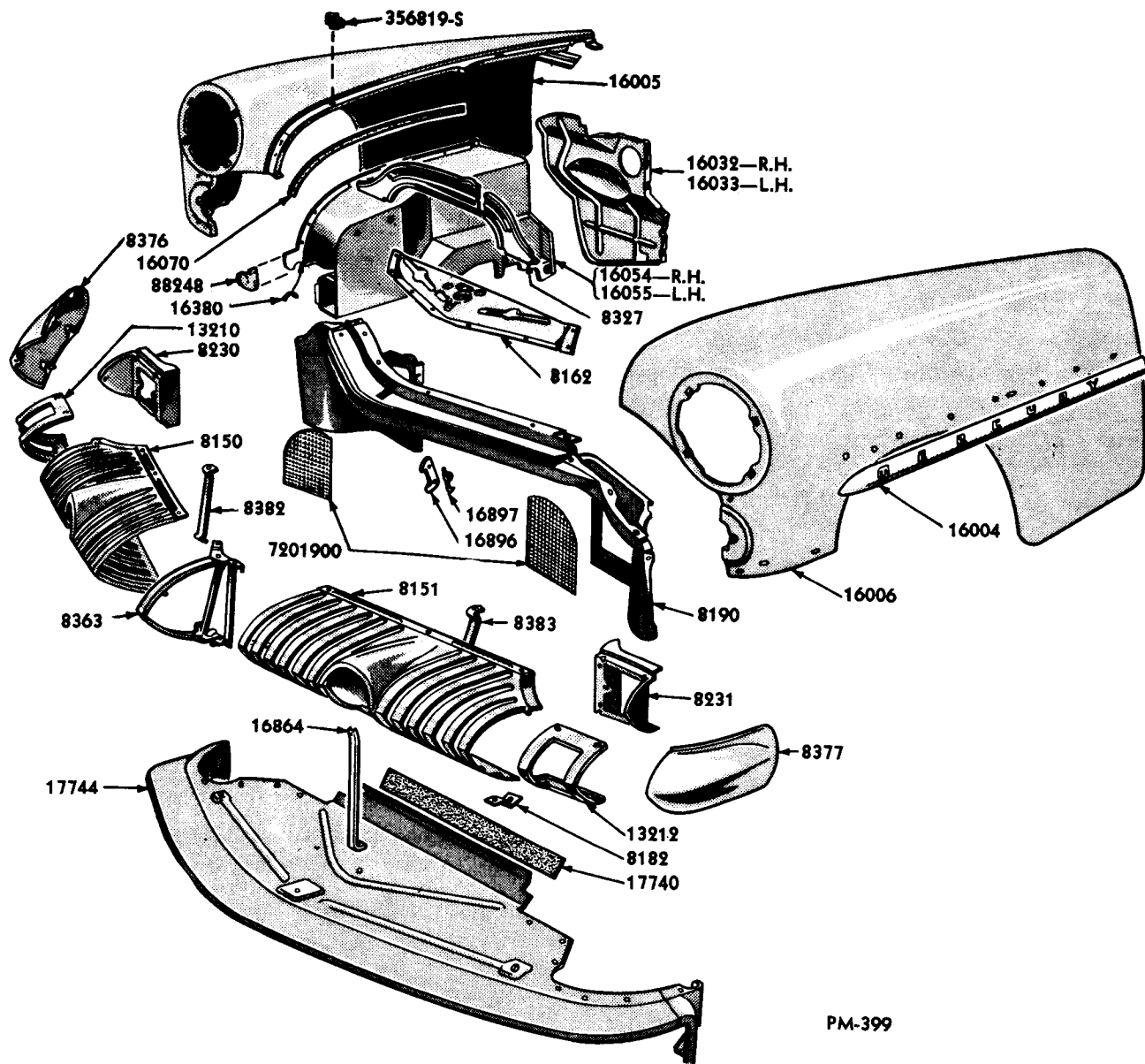
MERCURY

CHASSIS PARTS CATALOGUE

PART NUMBER	PART NAME	NO. REQ'D	MODEL	YEAR
Radiator Grille—Continued				
8M 8327-A	Deflector (radiator air)-center	1	9M	49
1M 8327	Deflector (radiator air)-center	1	OM,1M	50-51
BC 8327-A	Deflector (radiator air)-upper	1	MA	52-53
	24347-S8 Bolt (hex-hd)-5/16"-24 x 3/4"-deflector to inner deflector	4	MA	52-53
	34806-S7 Lockwasher-5/16"-deflector to inner deflector	4	MA	52-53
	33798-S8 Nut (hex-hd)-5/16"-24-deflector to inner deflector	4	MA	52-53
	353418-S2 Nut (cage)-5/16"-24-deflector to apron and radiator support	2	MA	52-53
	42906-S8 Screw and lockwasher assy (hex head)-1/4"-20 x 3/4"	4	9M,OM	49-50
	43261-S8 Screw and lockwasher (hex head)-1/4"-20 x 7/8"-deflector to fender apron	4	1M	51
	43264-S8 Screw and lockwasher (hex-hd)-5/16"-24 x 7/8"-deflector to radiator grille support	2	OM	50
	43264-S8 Screw and lockwasher (hex head)-5/16"-24 x 7/8"-deflector to apron support	2	1M,MA	51-53
	44724-S8 Washer (flat)-5/16"-deflector to inner deflector	4	MA	52-53
	44724-S8 Washer (flat)-5/16"-deflector to apron and radiator support	2	MA	52-53
8M 8344-A	Sealer (radiator center air deflector)-Rubber	1	9M	49
*1M 8363-A	Bar assy (radiator grille center)-Chrome Plate-alternate with 1M-8363-B	1	1M	51
*1M 8363-B	Bar assy (radiator grille center)-Rustless Steel-alternate with 1M-8363-A	1	1M	51
	34805-S8 Lockwasher-1/4"-bar to radiator grille	1	1M	51
	33795-S7 Nut (hex)-1/4"-20-bar to grille brace	1	1M	51
	33795-S7 Nut (hex)-1/4"-20-bar to radiator grille	8	1M	51
	50517-S13 Screw (pan head)-1/4"-24 x 1/2"-bar to radiator grille	8	1M	51
1M 8376-A	Extension (radiator grille outer)-R.H.	1	1M	51
1M 8377-A	Extension (radiator grille outer)-L.H.	1	1M	51
	43260-S8 Bolt and lockwasher (hex-hd)-1/4"-20 x 1/2"-ext. to fender	4	1M	51
	34805-S8 Lockwasher-1/4"-extension to front fender	8	1M	51
	33795-S7 Nut (hex)-1/4"-20-extension to front fender	4	1M	51
	44719-S8 Washer (flat)-1/4"-extension to front fender	6	1M	51
	351601-S8 Washer (cup)-extension to front fender	2	1M	51

* Alternate material due to Material Emergency

Radiator Grille-Continued



PM-399

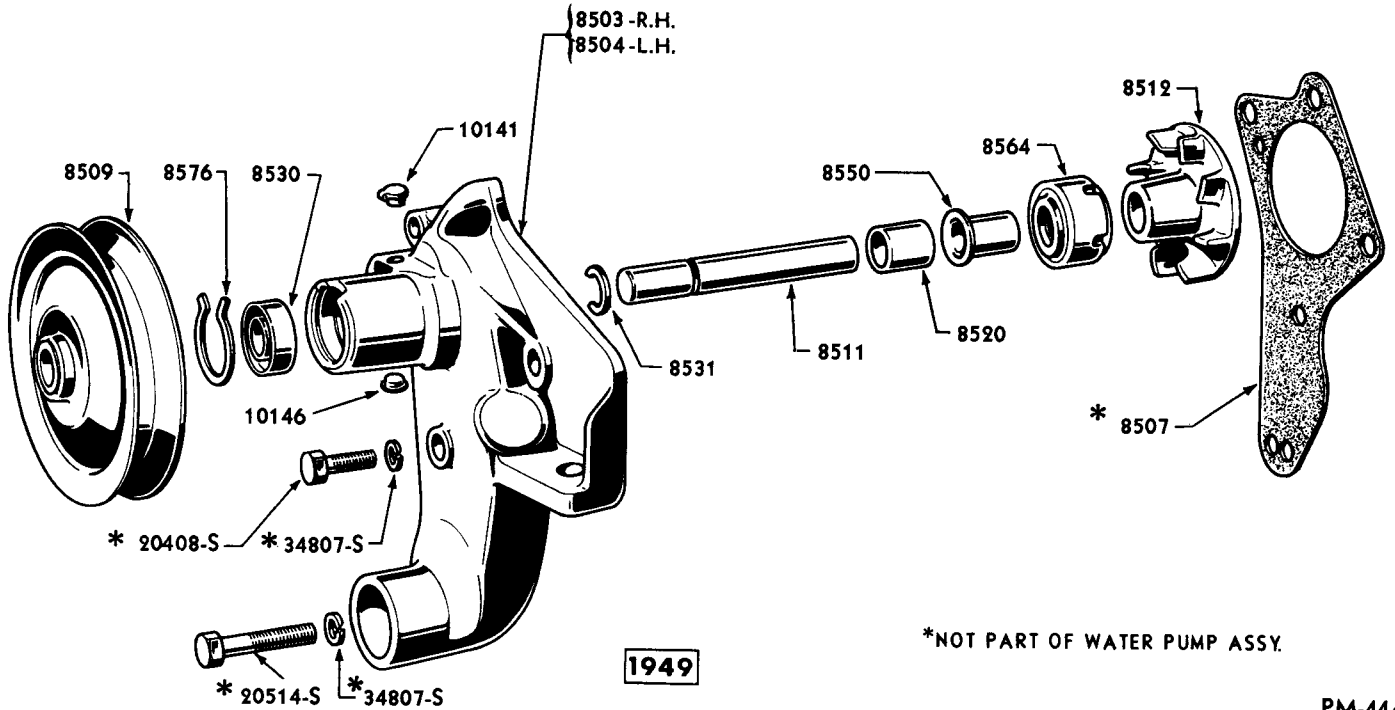
1951 RADIATOR GRILLE AND RELATED PARTS

Basic numbers only shown on illustration. Order by Part Numbers shown in list of parts.

PART NUMBER	CLASS	PART NAME	NO. REQ'D	MODEL	YEAR
1M 8382		Bracket (radiator grille)-outer-RH	1	1M	51
1M 8383		Bracket (radiator grille)-outer-LH	1	1M	51
		34805-S8 Lockwasher-1/4"-bracket to radiator grille	4	1M	51
		33795-S7 Nut (hex)-1/4"-20-bracket to radiator grille	4	1M	51
		50517-SL3 Screw (pan head)-1/4"-20 x 1/2"-bracket to radiator grille	4	1M	51

CHASSIS PARTS CATALOGUE

Water Pump



WATER PUMP AND RELATED PARTS

Basic numbers only shown on illustration. Order by Part Numbers shown in list of parts.

PM-444

PART NUMBER	QUANTITY	PART NAME	NO. REQ'D	MODEL	YEAR
8CM-8591		Kit (water pump repair)-consists of the following	2	GM	49
	(1)	8BA-8507 Gasket	(1)	7RA-8511-B Shaft	
	(1)	7RA-8512-C Impeller	(1)	7RA-8530-B Bearing	
	(1)	7RA-8531 Snap ring	(1)	7RA-8550-B Slinger	
	(1)	7RA-8564-B Seal	(1)	7RA-8576-B Snap ring	
MAK-8591-A		Kit (water pump repair)-consists of the following	1	OM, LM, MA	50-52
	(1)	8BA-8507 Gasket	(1)	8BA-8512 Impeller	
	(1)	8BA-8530 Shaft	(1)	7HA-8550 Slinger	
	(1)	7RA-8564-B Seal	(1)	OBA-8576-A Snap ring	
MAK-8591-B		Kit (water pump repair)-consists of the following	1	MA	52-53
	(1)	8BA-8507 Gasket	(1)	EAB-8512-A Impeller	
	(1)	8BA-8530 Shaft	(1)	7HA-8550 Slinger	
	(1)	7RA-8564-B Seal	(1)	OBA-8576-A Snap ring	
8BA 8501-D		Pump assy (water)-R.H.	1	MA	52
8CM 8501-B	NS	Pump assy (water)-RH-repl. by 8RT-8509-A and OCM-88502-A	1	GM	49

CHASSIS PARTS CATALOGUE

Water Pump—Continued

WATER PUMP CHART

PART NUMBER	CLASS	PART NAME	WATER PUMP												
			8CM-8501-B	OCM-8501	8BA-8501-D	EAB-8501-A	8CM-8502-B	OCM-8502	8BA-8502-D	EAB-8502-A	OCM-88502-A	OCM-88503-A			
			NUMBER REQUIRED												
8BA 8503-D		Body assy (water pump)-R.H.			1	1									
8CM 8503-B		Body assy (water pump)-R.H.-with oil cup hole	1												
OCM 8503		Body assy (water pump)-R.H.		1									1		
8BA 8504-D		Body assy (water pump)-L.H.								1	1				
8CM 8504-B		Body assy (water pump)-L.H.-with oil cup hole						1							
OCM 8504		Body assy (water pump)-L.H.							1						1
		8BA-8630-A Snap ring (water pump body)- 1-7/32" to 1-9/32" diameter		1	1	1			1	1	1	1	1	1	1
		B-10141 Cup (water pump oil)	1					1							
		18-10146 Plug (water pump oil)	1					1							
8BA 8507		Gasket (water pump)	1	1	1	1	1	1	1	1	1	1	1	1	1
7RA 8509-D		Pulley (water pump)	1					1							
8BA 8509-B		Pulley (water pump)-R.H.		1	1	1								1	
8RT 8509-A		Pulley (water pump)-use for 1949 service only												1	1
7RA 8511-B		Shaft (water pump)	1					1							
7RA 8512-C		Impeller (water pump)	1					1							
8BA 8512		Impeller (water pump)		1	1				1	1			1	1	
EAB 8512-A		Impeller (water pump)				1					1				
8BA 8515-A		Pulley (water pump)-L.H.							1	1	1				1
7RA 8520-B		Bushing (water pump)	1					1							
7RA 8530-B		Bearing assy (water pump)-front	1					1							
8BA 8530		Shaft and bearing assy (water pump)		1	1	1			1	1	1	1	1	1	1
7RA 8531		Snap ring (water pump shaft)	1					1							
7RA 8550		Slinger (water pump shaft)	1	1	1			1	1	1	1	1	1	1	1
7RA 8550-B		Slinger (water pump shaft)	1					1							
8BA 8564-B		Seal and sleeve assy (water pump)	1	1	1	1	1	1	1	1	1	1	1	1	1
8CM 8570		Kit (thermostat)-148°-153°-consists of the following (2) 8RT-8575-A Thermostat (2) 8BA-8255-B Gasket	Refer to Basic Number 8592												
MAK 8570-A		Kit (thermostat)-157°-162°-consists of the following (2) 1BA-8575-A Thermostat (2) 8BA-8255-B Gasket	Refer to Basic Number 8592												
MAK 8570-B		Kit (thermostat)-177°-182°-consists of the following (2) 1BA-8575-B Thermostat (2) 8BA-8255-B Gasket	Refer to Basic Number 8592												
8BA 8575-E		Thermostat assy (water)-152°- 157° opening temperature-alternate with 1BA-8575-A	Refer to Basic Number 8592												
8BA 8575-F		Thermostat assy (water)-172°-177° opening temperature-used with water or permanent Anti-Freeze-alternate with 1BA-8575-B	Refer to Basic Number 8592												
1BA 8575-A		Thermostat assy (water)-157°- 162° opening temperature-alternate with 8BA-8575-E for 1949-1951 service	Refer to Basic Number 8592												
1BA 8575-B		Thermostat assy (water)-177°- 182° opening temperature-used with water or permanent Anti-Freeze-alternate with 8BA-8575-F for 1949-1951 service	Refer to Basic Number 8592												
7RA 8576-B		Snap ring (water pump body)-1-1/2" diameter	1					1							
OBA 8576-A		Snap ring (water pump housing)-1-11/32" diameter		1	1	1			1	1	1	1	1	1	1

\$\$ Not used with Merc.O-Matic

MERCURY

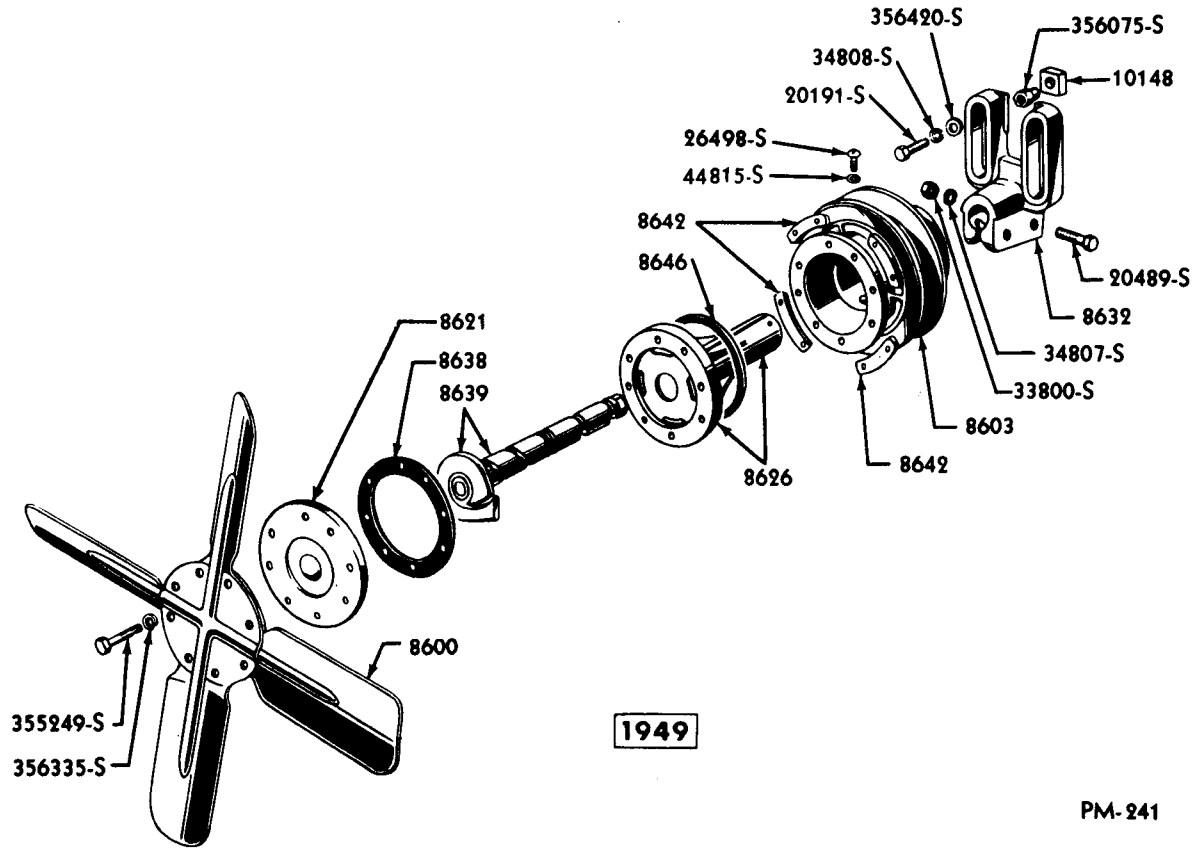
CHASSIS PARTS CATALOGUE

PART NUMBER	PART NAME	NO. REQ'D	MODEL	YEAR
Water Pump—Continued				
2LA 8577-A	Belt (fan)-5/8" wide-37" circumference-used with 60 Amp system	1	9M	49
8CM 8577-A	Belt (fan)-25/32" wide	1	9M	49
8BA 8577	Belt (fan and R.H. water pump)-3/8" wide	1	OM,1M,MA	50-53
EAB 8577-A	Belt (fan and R.H. water pump)-3/8" wide-used with OBA-8602-B fan assy	1	MA	52-53
8CM 8591	Kit (water pump repair)-consists of the following (1) 8BA-8507 Gasket (1) 7RA-8511-B Shaft (1) 7RA-8512-C Impeller (1) 7RA-8530-B Bearing (1) 7RA-8531 Snap ring (1) 7RA-8550-B Slinger (1) 7RA-8564-B Seal (1) 7RA-8576-B Snap ring	2	9M	49
MAK 8591-A	Kit (water pump repair)-consists of the following (1) 8BA-8507 Gasket (1) 8BA-8512 Impeller (1) 8BA-8530 Shaft (1) 7HA-8550 Slinger (1) 7RA-8564-B Seal (1) OBA-8576-A Snap ring	1	OM,1M,MA	50-52
MAK 8591-B	Kit (water pump repair)-consists of the following (1) 8BA-8507 Gasket (1) EAB-8512-A Impeller (1) 8BA-8530 Shaft (1) 7HA-8550 Slinger (1) 7RA-8564-B Seal (1) OBA-8576-A Snap ring	1	MA	52-53
1BA 8592-A	Connection assy (water outlet)	2	9M,OM,1M,MA	49-53
	24366-S8 Bolt (hex-hd)-5/16"-18 x 7/8"- connection to cylinder head	4	9M,OM,1M,MA	49-53
	356640-S2 Clip (ign. primary wire to R.H. water outlet bolt)	1	9M,OM,1M	49-51
	358350-S Clip (cowl wiring to generator)	1	9M,OM	49-50
	34806-S7 Lockwasher-5/16"-connection to cylinder head	4	9M,OM,1M,MA	49-53
	8CM-8570 Kit (thermostat)-148°-153°- consists of the following (2) 8RT-8575-A Thermostat (2) 8BA-8255-B Gasket	1	9M,OM,1M	49-51
	MAK-8570-A Kit (thermostat)-157°-162°- consists of the following (2) 1BA-8575-A Thermostat(2) 8BA-8255-B Gasket	1	OM,1M,MA	50-53
	MAK-8570-B Kit (thermostat)-177°-182°-consists of the following (2) 1BA-8575-B Thermostat(2) 8BA-8255-B Gasket	1	OM,1M,MA	50-53
	§§8BA-8575-E Thermostat assy (water)-152°-157° opening temperature-alternate with 1BA-8575-A	2	9M,OM,1M	49-51
	§§8BA-8575-F Thermostat assy (water)-172°-177° opening temperature-used with water or permanent Anti-Freeze- alternate with 1BA-8575-B	2	9M,OM,1M	49-51
	1BA-8575-A Thermostat assy (water)-157°-162° opening temperature-alternate with 8BA-8575-E for 1949-1951 service	2	9M,OM,1M,MA	49-53
	1BA-8575-B Thermostat assy (water)-177°-182° opening temperature-used with water or permanent Anti-Freeze- alternate with 8BA-8575-F for 1949-1951 service	2	9M,OM,1M,MA	49-53

§§ Not used with Merc-O-Matic transmission

CHASSIS PARTS CATALOGUE

Fan



1949

PM-241

FAN ASSEMBLY (OIL TYPE)

Basic numbers only shown on illustration. Order by Part Numbers shown in list of parts.

PART NUMBER	QTY	PART NAME	NO. REQ'D	MODEL	YEAR
		21A-8577-A Belt (fan)-5/8" wide-37" circumference	1	9M	49
		8CM-8577-A Belt (fan)-25/32" wide	1	9M	49
		8BA-8577 Belt (fan and R.H. water pump)-3/8" wide	1	OM,1M,MA	50-53
		EAB-8577-A Belt (fan and R.H. water pump)-3/8" wide-used with OBA-8602-B fan	1	MA	52-53
§§8EL 8600-A		Blade assy (fan)-4 blade-18" diameter	1	9M,OM,1M	49-51
8CM 8600-A1		Blade assy (fan)-oil type-4 blade-17" diameter	1	9M	49
§§8CM 8600-C		Blade assy (fan)-4 blade-18-1/4" diameter	1	OM,1M	50-51
§§OEL 8600		Blade assy (fan)-5 blade-18-1/4" diameter	1	OM,1M	50-51
1CM 8600		Blade assy (fan)-4 blade-18-1/2" dia.-for Merc-O-Matic transmission only in 1950 and 1951	1	OM,1M,MA	50-53
		20326-S7 Bolt (hex head)-5/16"-18 x 5/8" -blade to pulley and bracket	4	OM,1M,MA	50-53
		355249-S Bolt (hex-hd)-No. 12-32 x 1-1/16"	8	9M	49
		34941-S7 Lockwasher-5/16"-blade to pulley and bracket	4	OM,1M,MA	50-53
		356335-S Lockwasher-7/32"	8	9M	49

§§ Not used with Merc-O-Matic transmission

MERCURY

CHASSIS PARTS CATALOGUE

PART NUMBER	PART NAME	NO. REQ'D	MODEL	YEAR
Fan—Continued				
8CM 8602-A	Fan, hub and bracket assy-one piece design-4 blade fan-17" diameter	1	9M	49
OBA 8602-B	Blade,pulley and bracket assy (fan)-one piece design -5 blade-18-1/2" dia.-extra cooling-used with MA-8005-D radiator	1	MA	52-53
1CM 8602	Blade,bracket and pulley assy (fan)-two piece design-4 blade-18-1/2" diameter-for Merc·O·Matic transmission only in 1950 & 1951	1	OM,1M,MA	50-53
	20491-S7 Bolt (hex-hd)-7/16"-20 x 1-5/8" bracket to generator bracket	2	9M,OM,1M,MA	49-53
	34808-S8 Lockwasher-7/16"-bracket to generator bracket	2	9M,OM,1M,MA	49-53
	356420-S Washer (flat)-29/64" x 1"-bracket to generator bracket	2	9M,OM,1M,MA	49-53
21A 8603	Hub assy (fan)-oil type	1	9M	49
	26498-S7 Screw (rd-hd)-No. 12-24 x 5/8"	1	9M	49
	44815-S Washer (flat)-No. 12	1	9M	49
§§8EL 8604	Fan and hub assy-oil type-when extra cooling is required-4 blade-18" diameter	1	9M,OM,1M	49-51
8CM 8620-A	Belt (generator and water pumps)-25/32" wide	1	9M	49
8BA 8620-B	Belt (generator and L.H. water pump)-3/8" wide	1	OM,1M,MA	50-53
8RD 8620-A	Belt (generator and water pumps)-5/8" wide-55-3/4" circumference-used with 60 amp. system	1	9M	49
EAB 8620-B	Belt (generator and L.H. water pump)-used with 60 Amp system	1	OM,1M,MA	50-53
21A 8621	Spacer (fan blade)-oil type	1	9M	49
8CM 8625	Pulley and bracket assy (fan)	1	OM,1M,MA	50-53
21A 8626	Bearing (fan spindle)-oil type	1	9M	49
8BA 8630-A	Snap ring (water pump body)-1-7/32" to 1-9/32" dia.	2	OM,1M,MA	50-53
§§21A 8632	Bracket (fan mounting)-oil type-also used with 8EL-8604	1	9M,OM,1M	49-51
	20489-S2 Bolt (hex-hd)-3/8"-24 x 1-5/8"	2	9M,OM,1M	49-51
	34807-S8 Lockwasher-3/8"	2	9M,OM,1M	49-51
	33800-S8 Nut (hex)-3/8"-24	2	9M,OM,1M	49-51
21A 8638	Gasket (fan)-oil type	1	9M	49
21A 8639	Spindle & impeller assy (fan hub)-oil type	1	9M	49
21A 8642	Nut (double)-fan hub and spindle-oil type	4	9M	49
21A 8645	Gasket (fan)-rear-oil type	1	9M	49

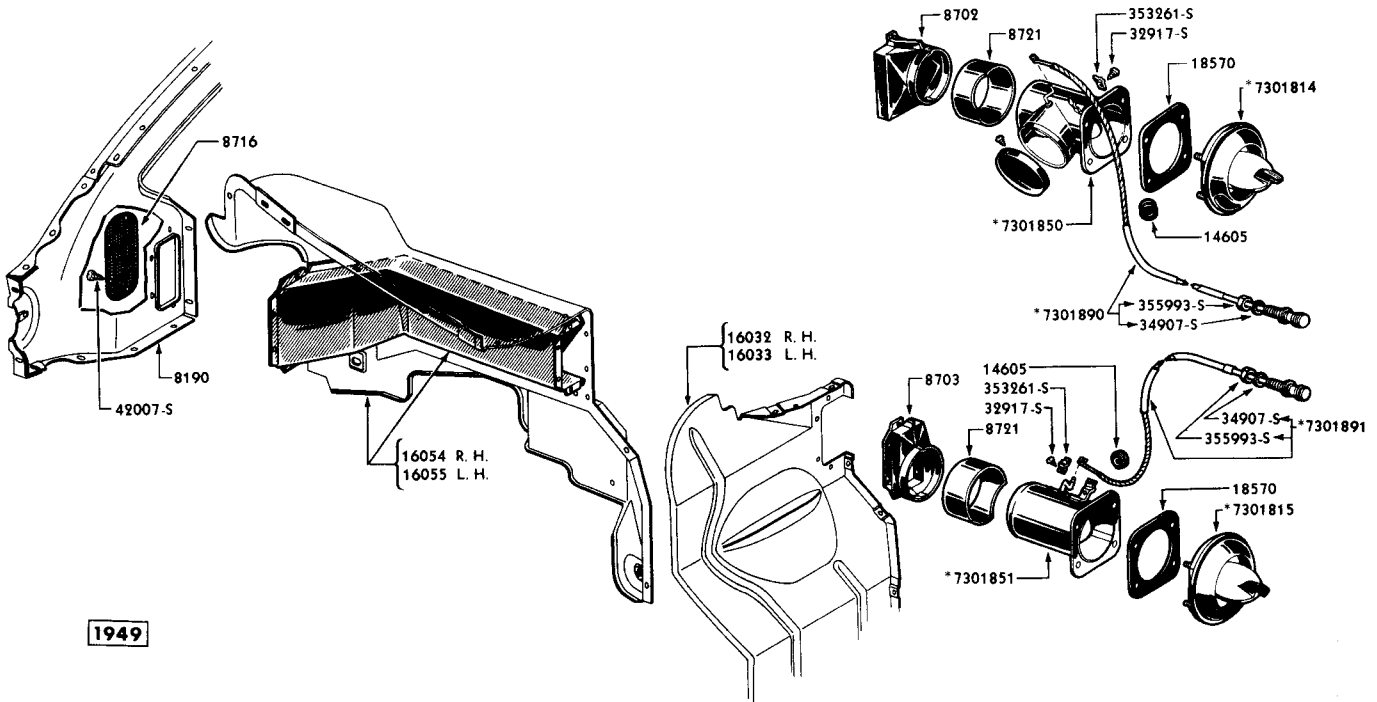
Air Ventilator

8M 8702	Duct assy (ventilating air)-rear-R.H.	1	9M	49
8M 8703	Duct assy (ventilating air)-rear-L.H.	1	9M	49
	42007-S8 Screw (hex head self tapping)-No. 10 x 1/2"-extension vent to fender apron	12	9M	49
	BC-7001902-A Duct assy (vent air)	2	MA	52-53
8M 8716	Screen (ventilating air conductor)-front	2	9M	49
	42007-S8 Screw (hex head self tapping)-No. 10-12 x 1/2"-screen to air conductor-outer	8	9M	49
	OM-7201900 Screen (ventilating air conductor)-front	2	OM,1M	50-51
	BA-7001900-A Screen (ventilating air conductor)-front	2	MA	52-53

§§ Not used with Merc·O·Matic transmission

CHASSIS PARTS CATALOGUE

Air Ventilator—Continued



*FOR ADDITIONAL INFORMATION REFER TO BODY PARTS LIST

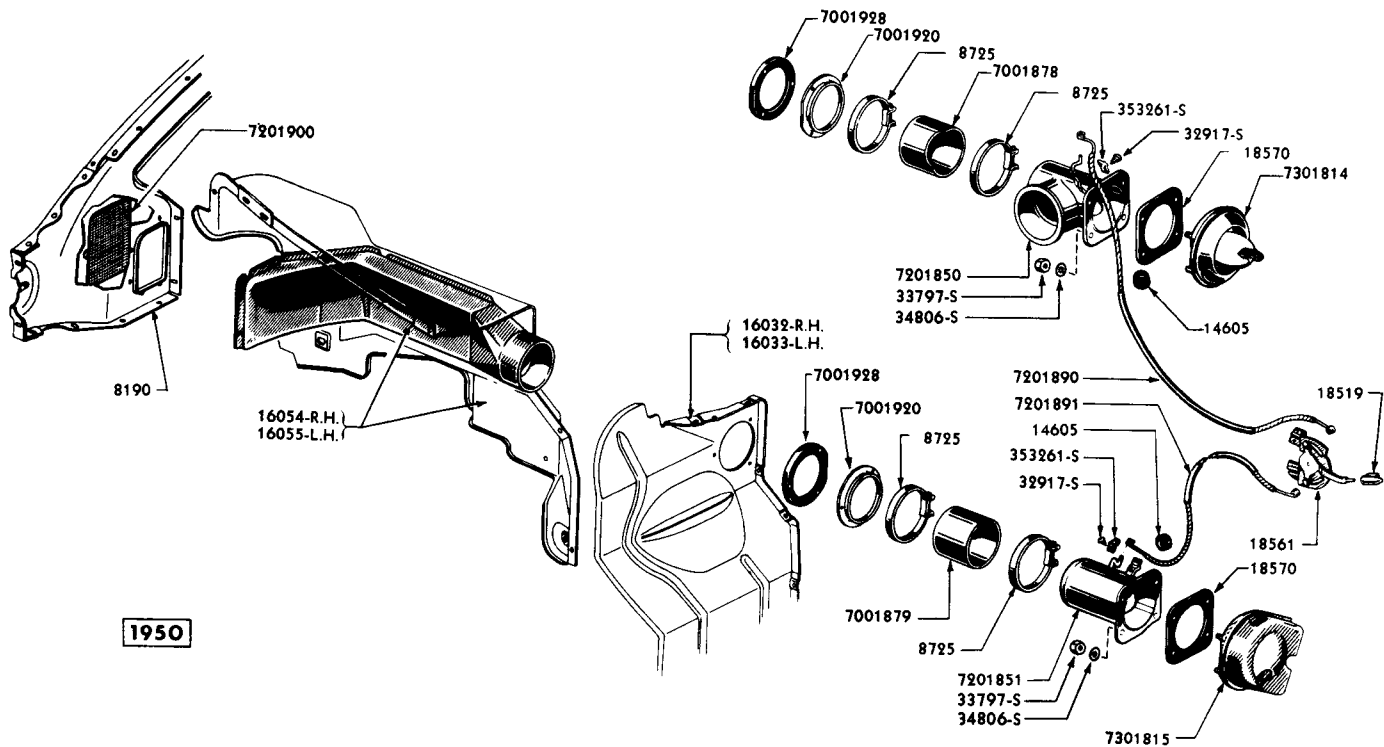
PM-244

FRESH AIR VENTILATOR AND RELATED PARTS

Basic numbers only shown on illustration. Order by Part Numbers shown in list of parts.

PART NUMBER	QUANTITY	PART NAME	NO. REQ'D	MODEL	YEAR 19__
8M 8721		Seal (ventilating fresh air duct joint)-Rubber-3-3/4" I.D. x 2" long	1	9M	49
		8M-7001878 Connector (air valve assy to fender apron air duct)-4" wide-1/2" cutout-R.H.-Rubber	1	OM,1M	50-51
		BA-7001878-C Connector (body vent air duct)	2	MA	52-53
		8M-7001879 Connector (air valve assy to fender apron air duct)-4" wide-L.H.-Rubber	1	OM,1M	50-51
OM 8725		Clamp assy (fresh air duct)-round-4-3/16" I.D.	4	OM,1M	50-51
1M 8725-A		Clamp assy (fresh air duct)-4-3/16" I.D.	4	OM,1M	50-51
FAA 8725-A		Clamp assy (heater air duct connector)-3-3/16" x 3-9/16"	2	MA	52-53
		8M-7301814 Register assy (fresh air inlet)-R.H.	1	9M,OM,1M	49-51
		BA-7001814-B Register assy (fresh air inlet)-R.H.	1	MA	52-53
		OM-7301815 Register assy (fresh air inlet)-L.H.	1	OM	50
		1M-7201815 Register assy (fresh air inlet)-L.H.	1	1M	51
		BA-7001815-B Register assy (fresh air inlet)-L.H.	1	MA	52-53

Air Ventilator—Continued



PM-326

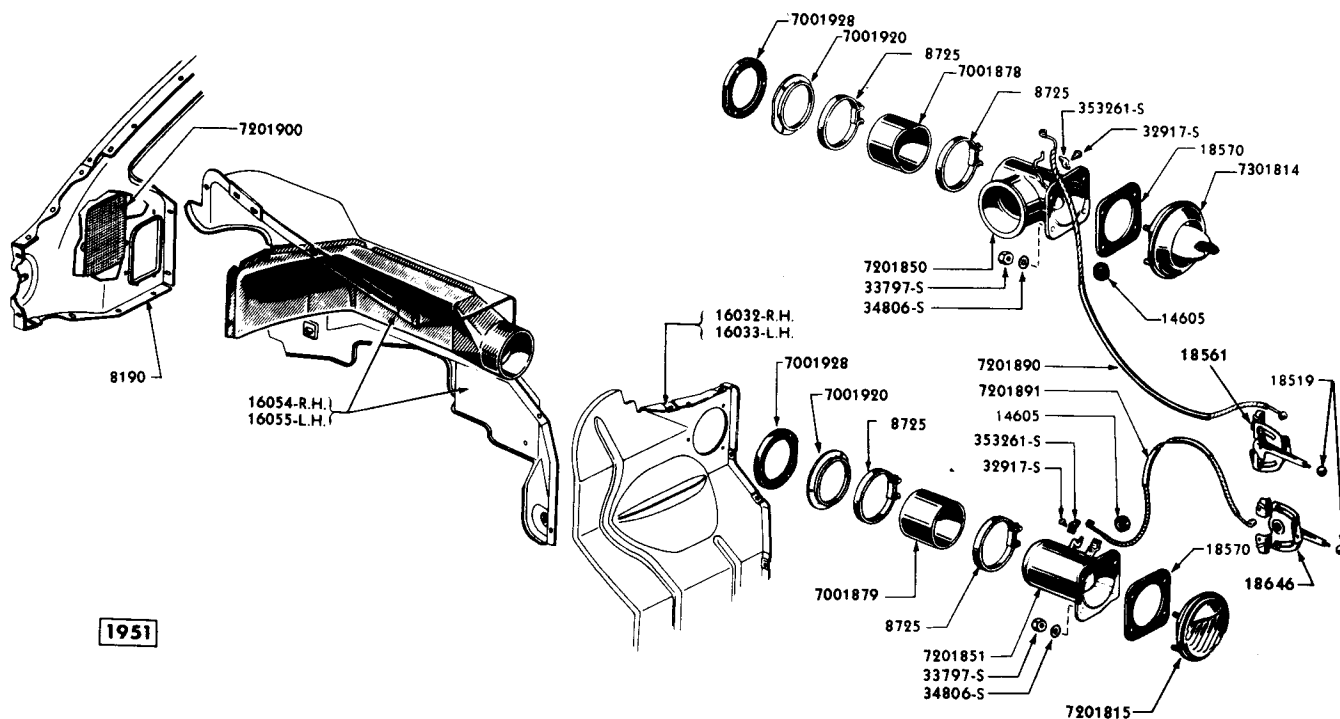
FRESH AIR VENTILATOR AND RELATED PARTS

Basic numbers only shown on illustration. Order by Part Numbers shown in list of parts.

PART NUMBER	QTY	PART NAME	NO. REQ'D	MODEL	YEAR
8M-7301850		Valve assy (fresh air conductor)-R.H.	1	9M	49
OM-7201850-A		Valve assy (fresh air conductor)-R.H.-use when heater is specified	1	OM,1M	50-51
OM-7201850-B		Valve assy (fresh air conductor)-L.H.-use when heater is not specified	1	OM,1M	50-51
BC-7001850-A		Valve (fresh air conductor)-R.H.	1	MA	52-53
8M-7301851		Valve assy (fresh air conductor)-L.H.	1	9M	49
OM-7201851		Valve assy (fresh air conductor)-	1	OM,1M	50-51
BA-7001851-A		Valve (fresh air conductor)-L.H.	1	MA	52-53
8M-18570-A		Gasket (fresh air valve to dash)-Rubber	2	9M,OM,1M	49-51
		34806-S7 Lockwasher-5/16"	8	9M,OM,1M	49-51
		33797-S7 Nut (hex)-5/16"-18	8	9M,OM,1M	49-51
BA-7001890-A		Gasket (air valve)	2	MA	52-53
8M-7301890-D		Cable assy (fresh air inlet)-R.H.	1	9M	49
OM-7201890-C		Cable assy (fresh air inlet)-R.H.	1	OM,1M	50-51
FAB-7001890-A		Cable assy (fresh air inlet)-R.H.	1	MA	52-53

CHASSIS PARTS CATALOGUE

Air Ventilator—Continued



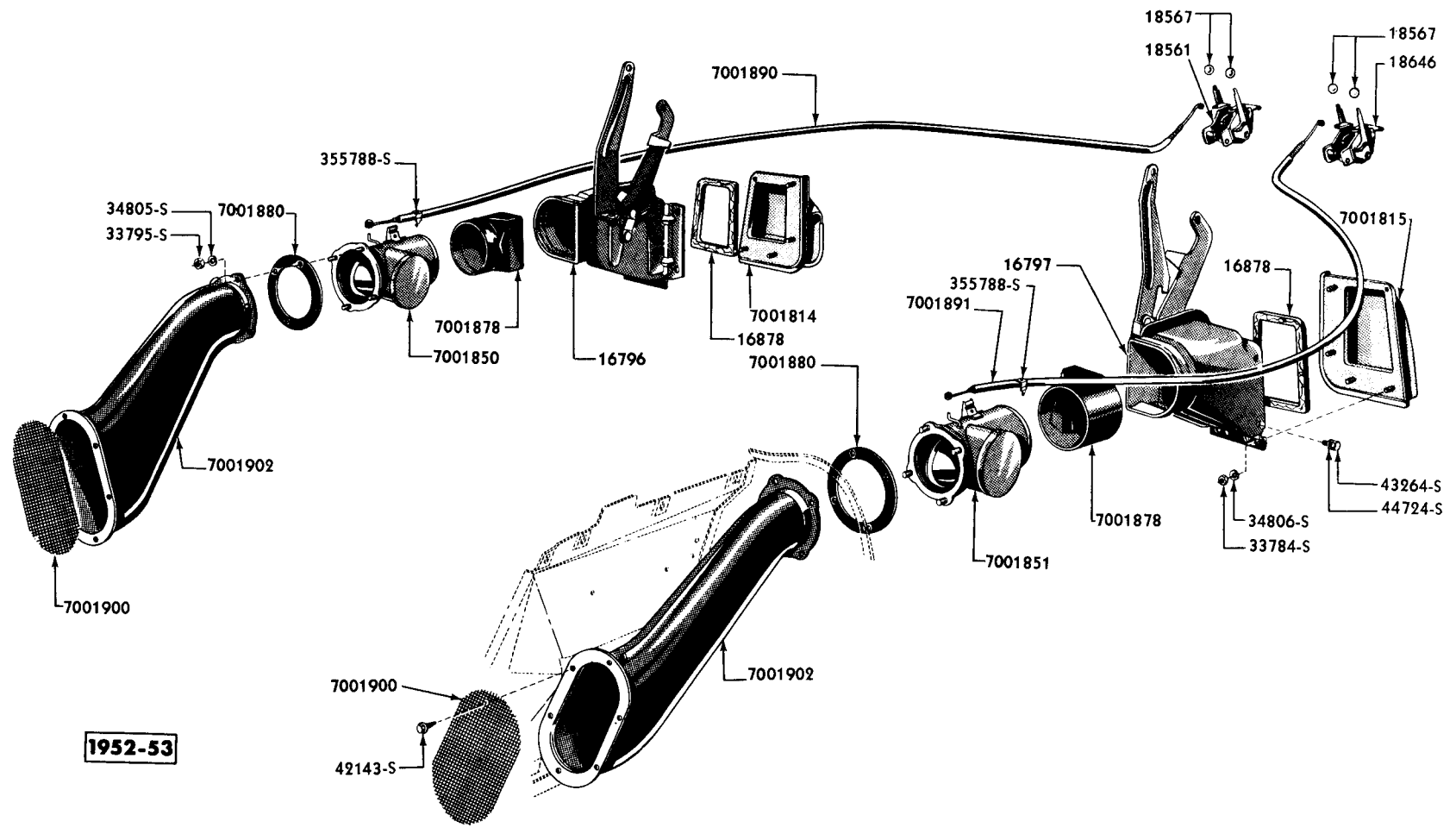
PM-453

FRESH AIR VENTILATOR AND RELATED PARTS

Basic numbers only shown on illustration. Order by Part Numbers shown in list of parts.

PART NUMBER	CLASS	PART NAME	NO. REQ'D	MODEL	YEAR
					19
8M-7301891-B		Cable assy (fresh air inlet)-L.H.	1	9M	49
OM-7201891-C		Cable assy (fresh air inlet)-L.H.	1	OM,1M	50-51
FAB-7001891-A		Cable assy (fresh air inlet)-L.H.	1	MA	52-53
OL-18590		Clip (fresh air regulator control)	1	OM	50
OM-18590		Clip (fresh air control cable)	1	OM,1M	50-51
353261-S7		Clip (special)-1-1/16" x 5/8"- 7/32" hole-cable to air reg.	1	1M	51
B-14605-A		Grommet (air control thru dash)	2	9M,OM,1M	49-51
8M-18912		Grommet (air control thru R.H.cowl panel)	1	MA	52-53
8M-7001928		Sealer (fresh air ventilating rear duct)-5-7/16" O.D. x 3-3/4" I.D. -Sponge Rubber	2	OM,1M	50-51
8M-7001920		Plate (fresh air ventilating rear dust sealer)	2	OM,1M	50-51

Air Ventilator — Continued



1952-53

FRESH AIR VENTILATOR AND RELATED PARTS

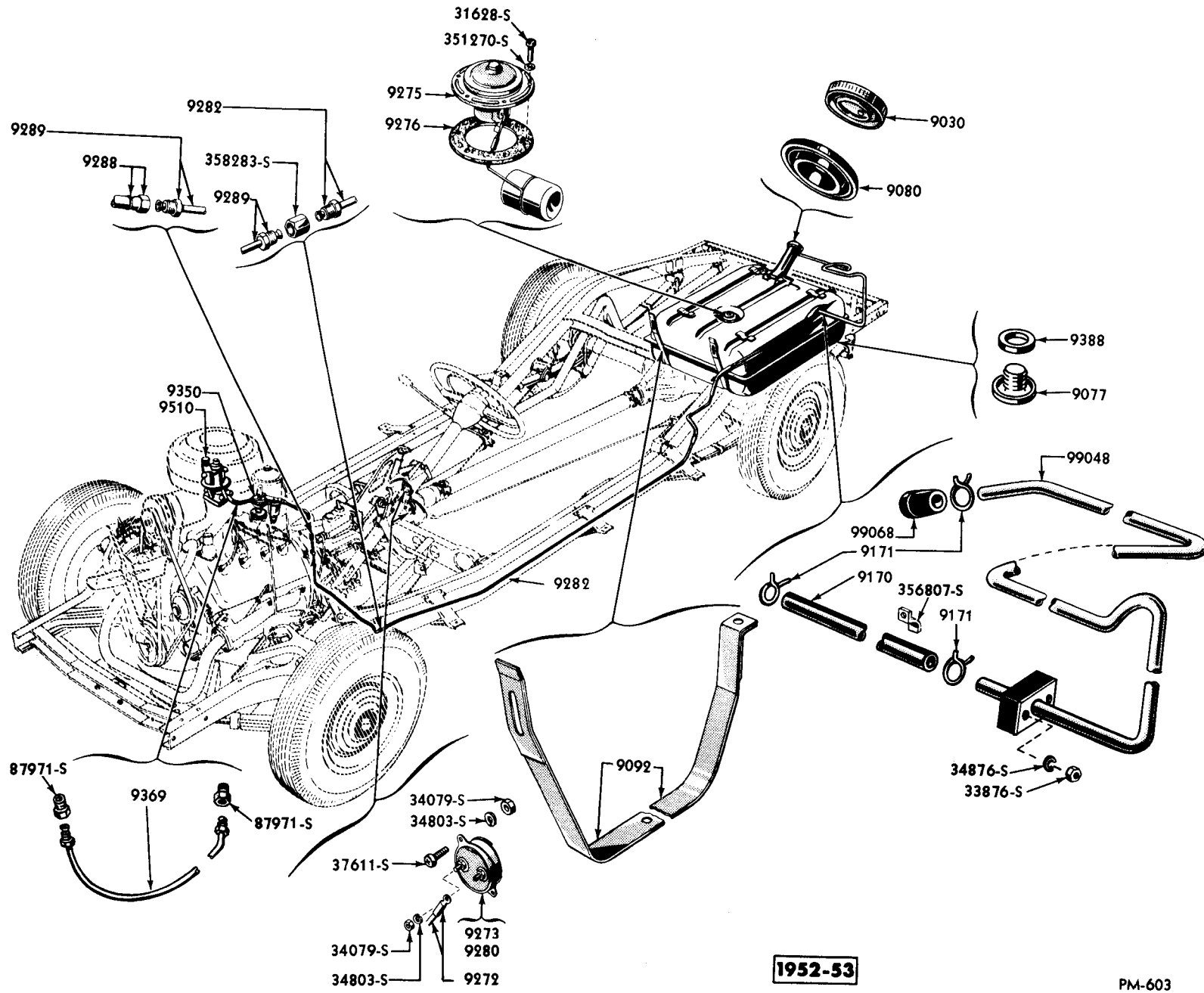
Basic numbers only shown on illustration. Order by Part Numbers shown in list of parts.

PM-613

MERCURY

CHASSIS PARTS CATALOGUE

Fuel Tank, Fuel Gauge and Oil Gauge



1952-53

PM-603

FUEL SYSTEM

Basic numbers only shown on illustration. Order by Part Numbers shown in list of parts.

MERCURY

CHASSIS PARTS CATALOGUE

PART NUMBER	QTY	PART NAME	NO. REQ'D	MODEL	YEAR 19__
Fuel Tank, Fuel Gauge and Oil Gauge—Continued					
8M 9002-A		Tank assy (fuel)-wedge shaped-with Terme Plate tank top	1	9M,OM,1M,except 79	49-51
8M 9002-B		Tank assy (fuel)-oblong shaped	1	9M79,OM79,1M79	49-51
AB 9002-B		Tank assy (fuel)	1	MA79	52-53
MA 9002-B		Tank assy (fuel)-with rear filler pipe	1	MA except 79	52
MA 9002-D		Tank assy (fuel)-Terne Plated	1	MA except 79	53
		350508-S7 Bolt (hex-hd drilled)-3/8"-24-x 3/4"-fuel tank to fuel tank hanger-front	1	9M,OM,1M	49-51
		24389-S8 Bolt (hex-hd pointed)-3/8"-24 x 1"-fuel tank to rear cross member	2	9M,OM,1M	49-51
		34807-S8 Lockwasher-3/8"-fuel tank to fuel tank hanger-front	1	9M,OM,1M	49-51
		34807-S8 Lockwasher-3/8"-fuel tank to rear cross member	2	9M,OM,1M	49-51
		353055-S7 Plug (extended-hd pipe)-1/4"-fuel tank drain	1	9M,OM,1M	49-51
1M 9008		Cover (fuel tank filler floor opening)-Steel-with 2-21/32" dia. hole for filler pipe	1	1M except 79	51
		32938-S7 Screw (pan head self tapping)-No. 10-12 x 5/8"-fuel tank filler floor opening cover to floor pan	4	1M except 79	51
		44713-S8 Washer (flat)-No. 10	4	1M except 79	51
**MA 9024-A		Grommet (fuel tank vent tube)-7/8" O.D. x 5/16" I.D. x 3/8" thick	1	MA except 79	52
7A 9030-B		Cap assy (fuel tank filler)-2-7/8" O.D.	1	9M79,OM79,1M79	49-51
8M 9030		Cap assy (fuel tank filler)-2-7/16" O.D.-with handle on top	1	9M,OM, except 79	49-50
8M-9030		Cap assy (fuel tank filler)	1	MA79	52-53
1M 9030-A		Cap assy (fuel tank filler)-2-17/32" O.D.-with tangs	1	1M except 79	51
AB 9030-C		Cap assy (fuel tank filler)-non vented	1	MA except 79	52-53
MA 9030-B		Cap assy (fuel tank filler)	1	MA except 79	52-53
MA 9030-C		Cap assy (fuel tank filler)-locking type	1	MA except 79	52-53
8M 9032		Pipe and hose assy (fuel tank filler)-used with 8M-9002-A fuel tank assy	1	9M,OM,except 79	49-50
8M 9034-A	NS	Filler assy (fuel tank)-replaced by 8M-9032	1	9M,OM,except 79	49-50
8M 9034-B		Filler assy (fuel tank)-Terne plate	1	9M79	49
8M 9034-D		Filler assy (fuel tank)-Steel	1	9M79,OM79,1M79	49-51
1M 9034		Filler assy (fuel tank)-complete-includes filler pipe, vent pipe and hose	1	1M except 79	51
BC 9034-A		Filler assy (fuel tank)	1	MA79	52-53

** Double vent system

MERCURY

CHASSIS PARTS CATALOGUE

PART NUMBER	PART NAME	NO. REQ'D	MODEL	YEAR
Fuel Tank, Fuel Gauge and Oil Gauge—Continued				
MA 9046-A	Bracket assy (fuel tank rear support)	1	MA79	52-53
	24348-S8 Bolt (hex-hd)-3/8"-16 x 3/4"-brkt. to frame cross member	2	MA79	52-53
	24389-S8 Bolt (hex-hd)-3/8"-24 x 1"-brkt. to fuel tank	1	MA79	52-53
	357629-S7 Lockwasher (special)-3/8"-brkt. to frame & fuel tank	3	MA79	52-53
	33795-S7 Nut (hex)-1/4"-20-filler brkt. to fuel filler pipe support	1	MA79	52-53
	33800-S8 Nut (hex)-3/8"-24-brkt. to fuel tank	1	MA79	52-53
21AF 9047-A	Hose (fuel tank filler)-3-3/32" long	1	9M,OM,1M,MA79	49-52
1M 9047	Hose (fuel tank filler)-3-21/32" long	1	9M,OM,1M,MA	49-53
NS	11A-8287 Clamp assy (fuel tank filler hose)-2-39/64" diameter-replaced by 8A-8287-A	2	9M,OM,1M,MA	49-53
	8A-8287-A Clamp assy (fuel tank to filler neck hose)	2	9M,OM,1M,MA	49-53
	34141-S7 Nut (fuel tank filler hose clamp)-No. 10-32	2	9M,OM,1M,MA	49-53
	27177-S7 Screw (fuel tank filler hose clamp)-No. 10-32 x 1-1/2"	2	9M,OM,1M,MA	49-53
8M 9066	Hanger assy (fuel tank front)	1	9M,OM,1M	49-51
	24349-S7 Bolt (hex-hd)-3/8"-24 x 3/4"-hanger assy to rear cross member-replaces 20349-S7	1	9M,OM,1M	49-51
	350508-S7 Bolt (hex-hd drilled)-3/8"-24 x 3/4"-hanger to fuel tank-frt.	1	9M,OM,1M	49-51
	34807-S8 Lockwasher-3/8"-hanger assy to rear cross member	1	9M,OM,1M	49-51
AB 9068-A	Bracket (fuel tank front support)	2	MA79	52-53
	24348-S8 Bolt (hex-hd)-3/8"-16 x 3/4"-brkt. to rear shock cross member	4	MA79	52-53
	24389-S8 Bolt (hex-hd)-3/8"-24 x 1"-brkt. to fuel tank	4	MA79	52-53
	357629-S7 Lockwasher (special)-3/8"-brkt. to frame & fuel tank	8	MA79	52-53
	33800-S8 Nut (hex)-3/8"-24-brkt. to fuel tank	4	MA79	52-53
7A 9072-A	Grommet (fuel tank filler neck)-2-3/16" I.D. x 3-21/64" O.D.	1	9M,OM,except 79	49-50
7A 9072-B	Grommet (fuel tank filler neck)	1	9M79,OM79,1M79	49-51
1M 9072	Seal (fuel tank filler to floor pan)-Sponge Rubber-4-1/2" dia. hole x 3/16" thick	1	1M except 79	51
OA 9077	Plug (full tank drain)-7/8"-20 thread	1	MA79	52
	OA-9388 Gasket (fuel tank drain plug)	1	MA79	52
7A 9080-A	Grommet (fuel tank filler)-Rubber-4-11/32" O.D. x 3-1/2" I.D.	1	9M,OM,except 79	49-50
OA 9080	NS Grommet (fuel tank filler)-Rubber-3-1/4" O.D. x 2-3/64" I.D.-replaced by BA-9080-B	2	1M except 79	51

MERCURY

CHASSIS PARTS CATALOGUE

PART NUMBER	QUANTITY	PART NAME	NO. REQ'D	MODEL	YEAR
Fuel Tank, Fuel Gauge and Oil Gauge—Continued					
BA 9080-B		Grommet (fuel tank filler)	1	1M except 79, MA except 79	51-53
7A 9084-A		Grommet (fuel tank filler neck)-floor-Natural Rubber -optional with OA-9084	1	9M79,OM79,1M79	49-51
OA 9084		Grommet (fuel tank filler neck)-floor-Synthetic Rubber-optional with 7A-9084-A	1	9M79,OM79,1M79	49-51
MA 9092-A		Strap assy (fuel tank support)	2	MA except 79	52-53
		34445-S8 Locknut-3/8"-24-strap to body	2	MA except 79	52-53
		44726-S8 Washer (flat)-3/8"-strap to body	2	MA except 79	52-53
**MA 9107-A	NS	Tube (fuel tank vent)-front-7" long-not replaced	1	MA except 79	52
	NS	**MA-99048-A Tube assy (fuel tank vent)-upper-19 -1/2" formed length-replaced by (1) each 8M-9171-B, MA-99048-B, BC-99068-A	1	MA except 79	52
		*MA-99048-B Tube assy (fuel tank vent)-upper	1	MA except 79	52-53
		34876-S7 Lockwasher-5/16"	1	MA except 79	52-53
		33797-S7 Nut (hex)-5/16"-18-upper vent tube to lower quarter panel extension	1	MA except 79	52-53
		MA-99053-A Bracket (fuel tank vent tube)-	1	MA except 79	52-53
**MA 9108-A	NS	Tube (fuel tank vent)-rear-10-9/16" formed length- not replaced	1	MA except 79	52
		41036-S8 Screw (hex-hd. self tapping)- No. 10-32 x 3/8"-vent clip to vent tube bracket	1	MA except 79	52-53
		40156-S8 Screw (hex-hd. self tapping)- 5/16"-18 x 5/8"-bracket to vent tube hose to frame	1	MA except 79	52
		42134-S8 Screw (hex washer head self- tapping)-No. 10-12 x 5/8"- upper vent tube to rear floor quarter panel extension	3	MA except 79	52-53
		*BC-99068-A Grommet (fuel tank vent pipe)- in filler neck well	1	MA except 79	52-53
59A 9167		Nut (fuel pump gas strainer thumb)	1	9M,OM,1M	49-51
8M 9170-A	NS	Hose (fuel tank filler air relief)-3" long-replaced by 8M-9170-B	1	9M,OM,1M,except 79	49-51
8M 9170-B		Hose (fuel tank filler air relief)-3" long	1	9M,OM,1M, except 79	49-51
**MA 9170-A	NS	Hose (fuel tank filler air relief)-2-1/2" long- replaced by MA-9170-B	3	MA except 79	52
*MA 9170-B		Hose (fuel tank vent tube)-14-3/8" long	1	MA except 79	52-53
		356807-S100 Clip-vent tube hose to vent tube bracket	2	MA except 79	52-53
		41036-S8 Screw (hex-hd. self tapping)- No. 8-32 x 3/8"	2	MA except 79	52-53
8M 9171-A		Clamp assy (fuel tank vent pipe hose)-7/16" wide	1	9M except 79	49
8M 9171-B		Clamp assy (fuel tank vent pipe hose)-5/8" wide	as reqd	9M,OM,1M,MA,except 79	49-53

* Single vent system

** Double vent system

MERCURY

CHASSIS PARTS CATALOGUE

PART NUMBER	PART NAME	NO. REQ'D	MODEL	YEAR
Fuel Tank, Fuel Gauge and Oil Gauge—Continued				
69AS 9224	Adapter (carburetor to fuel line)-29/32" overall length with 1/8" pipe thread and 1/2"-20 straight tapped hole	1	9M	49
8CM 9224-A	Adapter (carburetor fuel inlet)-15/16" o/all length and flared type seat-used with 8CM-9369-A	1	9M	49
8CM 9224-B	Adapter (carburetor fuel inlet)-27/32" o/all length and compression type seat-used with 8CM-9369-B	1	9M,OM,1M,MA	49-53
8CM 9229	Gasket (carburetor fuel inlet adapter)-Hard Fibre-19/32" I.D. x 45/64" O.D. x 1/32" thick-used with 8CM-9224-A & B and 8CM-9510-G, H and J Carburetors on 9M, OM	1	9M,OM,1M,MA	49-53
B 9242-A	Ferrule (fuel line)-1/4" O.D. tubing	2or3	9M,OM,1M	49-51
96H 9242	Ferrule (fuel line)-5/16" O.D. tubing	1	9M,OM,1M,MA	49-53
B 9243-A	Nut (fuel line)-1/4" tubing	1or2	9M,OM,1M	49-51
8M 9272	Bar (instrument cluster bus)-3/8" wide x 2-1/8" long	1	9M	49
21A 9272	Bar (instrument cluster bus)-3/8" wide x 1-17/32" long	1	OM,1M	50-51
	350849-S7 Nut (stamped)-No. 10-32-instrument cluster bus bar	1	9M,OM,1M	49-51
FAB 9272-C	Wire assy (instrument cluster)	1	MA	52-53
	34803-S7 Lockwasher-No. 10-	3or6	MA	52-53
	34079-S7 Nut (stamped)-No. 10-32-instr. cluster wire assy	3or6	MA	52-53
8M 9273	Indicator assy (oil pressure)-instrument group	1	9M	49
OM 9273	Indicator assy (oil pressure)-instrument group	1	OM,1M	50-51
FAC 9273-B	Indicator assy (oil pressure)-instrument group	1	MA	52-53
	34803-S7 Lockwasher-No. 10-wiring to indicator assy	2	9M,OM,1M,MA	49-53
	34079-S7 Nut (hex)-No. 10-32-wiring to indicator assy	2	9M,OM,1M,MA	49-53
	37611-S7 Screw (fillister head pointed)-No. 8-32 x 1/4"-oil pressure indicator to case	2	9M,OM,1M,MA	49-53
01A 9275-A	Gauge assy (fuel)-tank unit	1	9M79,OM79,1M79	49-51
99A 9275-B	Gauge assy (fuel)-tank unit	1	9M,OM,1M,except 79	49-51
FAA 9275-A	Gauge assy (fuel)-tank unit	1	MA,except 79	52-53
FAA 9275-B	Gauge assy (fuel)-tank unit	1	MA79	52-53
	34802-S7 Lockwasher-1/4"	1	9M,OM,1M	49-51
	26457-S7 Screw (rd-hd)-No. 8-32 x 1/4" wiring to fuel gauge	1	9M,OM,1M	49-51
	31628-S7 Screw (fillister hd)-No. 10-32 x 5/8"-fuel tank gauge unit to fuel tank	6	MA	52-53
	42672-S8 Screw and lockwasher assy (fillister head)-No. 10-32 x 3/8"-fuel tank gauge unit to fuel tank	6	9M,OM,1M	49-51
	351270-BS Washer (falt)-Lead-No. 10	6	MA	52-53

MERCURY

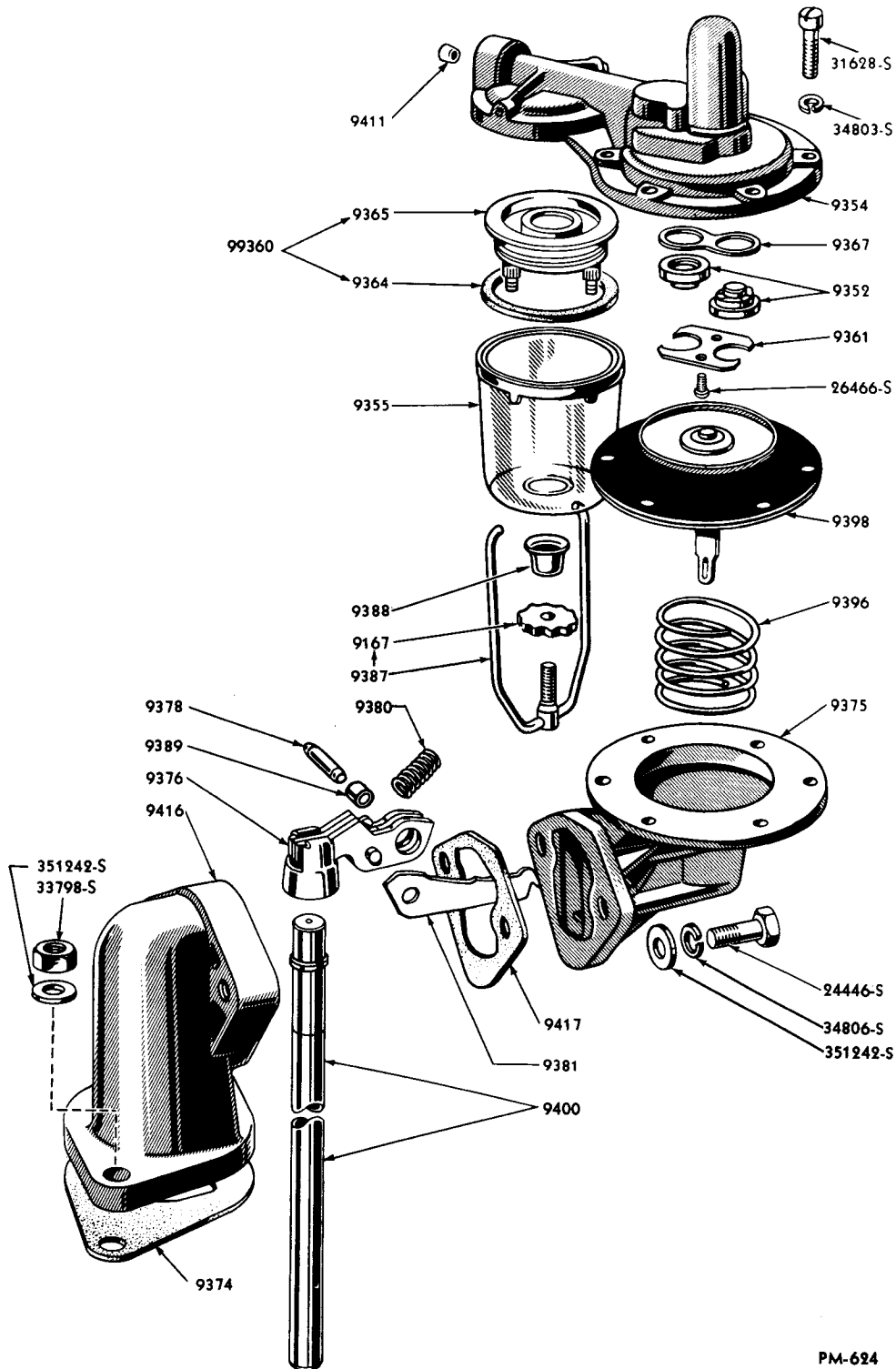
CHASSIS PARTS CATALOGUE

PART NUMBER	QTY	PART NAME	NO. REQ'D	MODEL	YEAR
Fuel Tank, Fuel Gauge and Oil Gauge—Continued					
68 9276	NS	Gasket (fuel tank gauge unit flange)-replaced by FAA-9276-A	1	9M,OM,1M,MA	49-52
FAA 9276-A		Gasket (fuel tank gauge unit flange)	1	9M,OM,1M,MA	49-53
41A 9278		Gauge (oil pressure)-engine unit	1	9M,OM,1M,MA	49-53
		34802-S7 Lockwasher-No. 8	1	9M,OM,1M,MA	49-53
		26457-S7 Screw (round head)-No.8 -32 x 1/4"-oil pressure gauge	1	9M,OM,1M,MA	49-53
8M 9280		Indicator assy (fuel level)-instrument group-with Red pointer	1	9M	49
OM 9280		Indicator assy (fuel level)-instrument group-with White pointer	1	OM,1M	50-51
FAC 9280-B		Indicator assy (fuel level)-instr. group-with White pointer	1	MA	52-53
		34803-S7 Lockwasher-No. 10-wiring to indicator assy	2	9M,OM,1M,MA	49-53
		34079-S7 Nut (hex)-No. 10-32-wiring to indicator assy	2	9M,OM,1M,MA	49-53
		37611-S7 Screw (fillister head pointed)- No. 8-32 x 1/4"-oil pressure indicator to case	2	9M,OM,1M,MA	49-53
8M 9282-A		Line assy (fuel)-110" formed length	1	9M,OM,1M,except 79	49-51
8M 9282-B		Line assy (fuel)-122" formed length	1	9M79,OM79,1M79	49-51
MA 9282-B		Line assy (fuel)-rear-98-7/8" formed length	1	MA,except 79	52-53
AC 9282-B		Line assy (fuel)-rear	1	MA79	52-53
		7RA-14197-A Clip (fuel line to frame)	4or5	9M,OM,1M,MA except 79	49-53
		31527-S7 Screw (hex-hd self tap.)-No. 14-10 x 1/2"-fuel line to dash panel	1	9M,OM,1M,MA	49-53
8M 9286		Case, bezel & lens (fuel & oil pressure indicator) -instrument group	1	9M	49
		32916-S8 Screw (pan head self tapping)- No. 8-15 x 3/8"-indicator case to instrument panel	3	9M	49
		34702-S8 Washer (flat)-No. 8-indicator case to instrument panel	3	9M	49
7HC 9288-A		Hose assy (fuel pump to fuel line)-8-7/8" o/all length	1	9M,OM,1M	49-51
1A 9288-A		Hose assy (fuel pump to fuel line)-9" o/all length	1	1M,MA,except 79	51-53
MA 9289-A		Line assy (fuel)-front-18-3/4" formed length	1	MA	52-53
		358283-S Union (inverted flared tube)- 1/4"-front fuel line to rear fuel line	1	MA	52-53
8A 9296	NS	Clip (fuel line to dash)-secure locally	1	9M,OM,1M	49-51
AC 9296-A		Clip (fuel line to dash)	1	MA	52-53
		31498-S8 Screw (hex-hd self tapping)- No. 14-10 x 5/8"-fuel line to dash panel	1	MA	52-53
8M 9298		Case, bezel & lens (charge & temperature indicator) -instrument group	1	9M	49
		32916-S8 Screw (pan head self tapping)- No. 8-15 x 3/8"-indicator case to instrument panel	3	9M	49
		34702-S8 Washer (flat)-No. 8-indicator case to instrument panel	3	9M	49
8M 9299		Anti squeak (fuel tank to hanger)-1-1/4" wide x 2" long x 3/64" thick	3	9M,OM,1M,MA79	49-53

MERCURY

CHASSIS PARTS CATALOGUE

Fuel Pump



PM-624

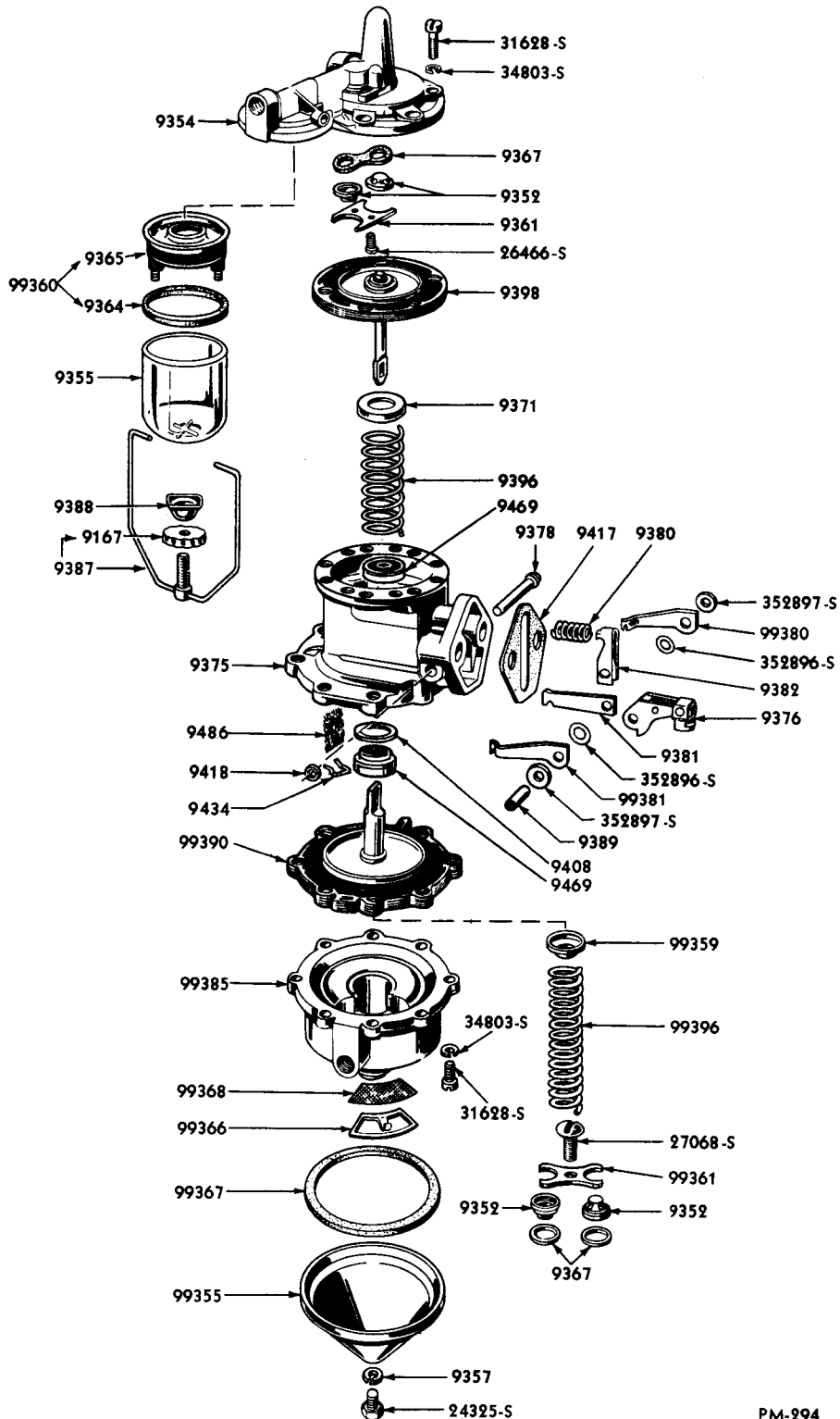
FUEL PUMP (7RA-9350-C) AND RELATED PARTS

Basic numbers only shown on illustration. Order by Part Numbers shown in list of parts.

MERCURY

CHASSIS PARTS CATALOGUE

Fuel Pump—Continued



PM-294

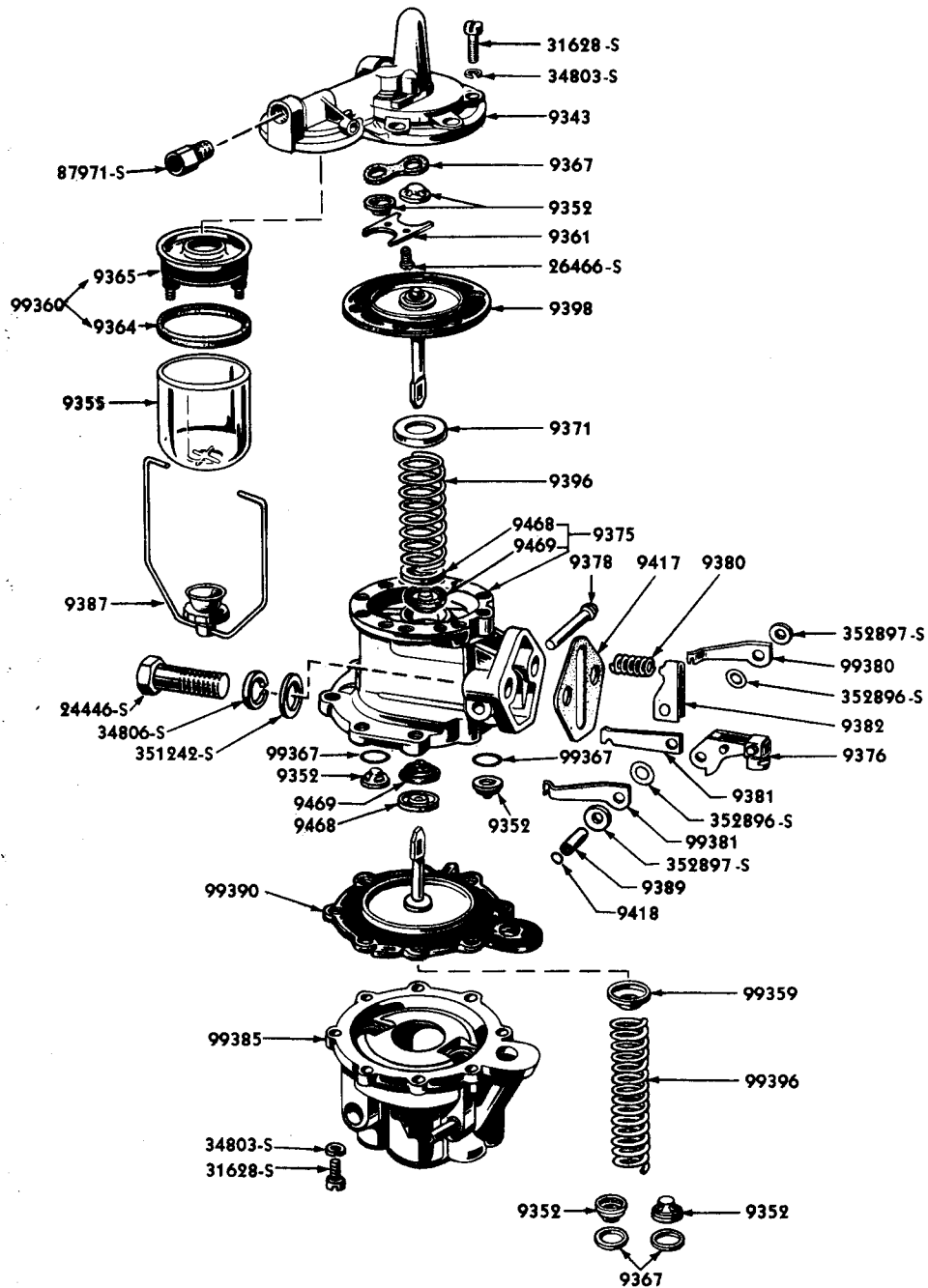
FUEL PUMP (8CM-9350-A) AND RELATED PARTS

Basic numbers only shown on illustration. Order by Part Numbers shown in list of parts.

MERCURY

CHASSIS PARTS CATALOGUE

Fuel Pump—Continued



PM-625

FUEL PUMP (1CM-9350-A) AND RELATED PARTS

Basic numbers only shown on illustration. Order by Part Numbers shown in list of parts.

MERCURY

CHASSIS PARTS CATALOGUE

PART NUMBER	PART NAME	NO. REQ'D	MODEL	YEAR 19__
Fuel Pump--Continued				
1BA 9343-A	Body & plug assy (fuel pump upper)	1	1M,MA	51-53
MAK 9349-A	Kit (fuel and vacuum pump repair)-used with 8CM-9350-A & C-consists of the following (4) 1BA-9352-A Valve (1) 40-9357 Washer (1) 11A-9361 Plate (1) 59A-9364 Gasket (1) EAA-9364-A Gasket (1) 1BA-9365-A Filter (2) 49B-9367 Gasket (1) 11A-9367 Gasket (1) 7RA-9378 Pin (1) 7RA-9380 Spring (1) 7RA-9381 Link (1) 7RA-9382 Spacer (1) 7RA-9389 Bushing (1) 7RA-9396-B Spring (1) 7RA-9398 Diaphragm (1) 49B-9408 Gasket (1) 7RA-9417 Gasket (1) 49B-9418 Washer (1) 49B-9469 Oil seal (1) 8CM-9469 Oil seal (1) 7RA-99361 Plate (1) 7RA-99367 Gasket (1) 7RA-99368 Screen (1) 7RA-99380 Link (1) 7RA-99381 Link (1) 7RA-99390 Diaphragm (1) 7RA-99396 Spring (2) 26466-S6 Screw (1) 27068-S7 Screw (4) 34803-S7 Lockwasher(2) 352896-S Washer (4) 31628-S7 Screw	1	9M,OM,1M	49-51
MEK 9349-A	Kit (fuel & vacuum pump repair)-used with 1CM- 9350-A & EAB-9350-A-consists of the following (6) 1BA-9352-A Valve (1) 59A-9364 Gasket (1) EAA-9364-A (1) 1BA-9365-A Filter (2) 49B-9367 Gasket (1) 59A-9368 Screen (1) 7RA-9378 Pin (1) 1BA-9380-B Spring (1) 1BA-9381-B Link (1) 7RA-9389 Bushing (1) 1BA-9396-B Spring (1) 1BA-9398-C Diaphragm (1) 7RA-9417 Gasket (1) 49B-9418 Washer (2) 1BA-9468-A Retainer (2) 1BA-9469-A Oil seal (3) 1BA-99367-A Gasket (1) 1BA-99380-A Link (1) 1BA-99381-A Link (1) 1BA-99390-A Diaphragm (1) 7RA-99396 Spring (2) 352896-S Washer	1	1M,MA	51-53
	8CM-99360 Kit (fuel pump strainer)-consists of the following (1) 59A-9364 Gasket (1) 8CM-9365 Strainer	1	9M,OM,1M	49-51
7RA 9350-C	Pump assy (fuel)-without vacuum pump	1	9M,OM72A,1M72A	49-51
8CM 9350-A	Pump assy (fuel and vacuum)	1	9M	49
8CM 9350-C	Pump assy (fuel and vacuum)	1	OM,1M	50-51
1CM 9350-A	NS Pump assy (fuel and vacuum)-replaced by EAB-9350-A	1	1M,MA	51-53
EAB 9350-A	Pump assy (fuel and vacuum)	1	1M,MA	51-53
	48-12148 Bolt (fuel pump to adapter)-5/16"- 18 x 29/32"	2	9M	49
	69A-17597 Connector (W/S wiper tube to manifold)-1-23/32" overall length	1	9M,OM,1M,MA	49-53
	87971-S Connector (inverted flared tube)-1/8" pipe male thread and 7/16"-24 female thread -fuel pump to carburetor pipe	2	9M,OM,1M,MA	49-53
	358239-S Adapter-1/8" male pipe thread- vacuum tube to vacuum pump	1	9M,OM,1M	49-51
	24446-S7 Bolt (hex-hd)-5/16"-18 x 1-1/2" -pump to adapter & cyl. block	2	9M,OM,1M,MA	49-53
	358003-S Elbow-1/8" x 45°-vacuum pump to windshield wiper hose	1	9M,OM,1M	49-51

MERCURY

CHASSIS PARTS CATALOGUE

PART NUMBER	CLASS	PART NAME	NO. REQ'D	MODEL	YEAR
		34806-S7 Lockwasher-5/16"-fuel pump screw to adapter	2	9M,OM,1M,MA	49-53
		351242-S7 Washer (flat)-21/64" x 35/64" x 1/32"-fuel pump to adapter	2	9M,OM,1M,MA	49-53
		8CM-9369-A Pipe assy (fuel pump to carburetor) -9-7/32" long-with compression type seat	1	9M	49
		8CM-9369-B Pipe assy (fuel pump to carburetor) -9-5/64" long-with flared type seat	1	9M,OM,1M	49-51
	NS	1CM-9369-C Pipe assy (fuel pump to carburetor) -used with 1CM-9350-A-replaced by EAC-9369-A	1	1M	51
		EAC-9369-A Pipe assy (fuel pump to carburetor)	1	9M,OM,1M,MA	49-53
		06H-17543-C Tube (vacuum pump to intake man.) -25 ft. roll-Rubber	as reqd	9M,OM,1M,MA	49-53

FUEL PUMP CHART

PART NUMBER	CLASS	PART NAME	FUEL PUMP									
			7RA-9350-C	8CM-9350-A	8CM-9350-C	1CM-9350-A	EAB-9350-A					
			NUMBER REQUIRED									
11A 9352		Valve assy (fuel pump)	2	2	2							
1BA 9352-A		Valve assy (fuel pump)	2	2	2	2	2					
11A 9352		Valve assy (vacuum pump)		2	2							
1BA 9352-A		Valve assy (vacuum pump)		2	2	4	4					
59A 9354-A		Body assy (fuel pump upper)	1	1	1							
		1BA-9343-A Body and plug assy (full pump upper)					1	1				
		34803-S7 Lockwasher-No. 10	6	6	6	6	6					
		31628-S7 Screw (fillister head)-No. 10-32 x 5/8"	6	6	6	6	6					
59A 9355-A		Bowl (fuel pump filter)-Glass	1	1	1	1						
59A 9355-B		Bowl (fuel pump filter)-Glass				1	1					
40 9357		Gasket (fuel pump vacuum pump cover plate screw)		1	1							
11A 9361		Plate (fuel pump valve)	1	1	1	1	1					
		26466-S6 Screw (rd-hd)-No. 6-32 x 3/8"	2	2	2	2	2					
59A 9364		Gasket (fuel pump filter bowl)	1	1	1	1	1					
1BA 9365-A		Filter assy (fuel pump filter bowl)-must be used with 59A-9355-B bowl and 59A-9364 Gasket		1	1	1	1					
8CM 9365	NS	Strainer assy (fuel pump filter bowl)-serviced in 8CM-99360 Kit		1	1	1						
11A 9367		Gasket (fuel pump valve to upper body)	1	1	1	1	1					
49B 9367		Gasket (vacuum pump valve to body)		2	2							
8CM 9369-A		Pipe assy (fuel pump to carb.)-9-7/32" long-has compression type seat	Refer to Basic Number 9350									
8CM 9369-B		Pipe assy (fuel pump to carb.)-9-5/64" long-has flared type seat	Refer to Basic Number 9350									
1CM 9369-C		Pipe assy (fuel pump to carburetor)	Refer to Basic Number 9350									
EAC 9369-A		Pipe assy (fuel pump to carburetor)	Refer to Basic Number 9350									

CHASSIS PARTS CATALOGUE

Fuel Pump -Continued

FUEL PUMP CHART-CONTINUED

PART NUMBER	CLASS	PART NAME	FUEL PUMP						
			7RA-9350-C	8CM-9350-A	8CM-9350-C	1CM-9350-A	EAB-9350-A		
			NUMBER REQUIRED						
7RA 9371		Retainer (fuel pump diaphragm spring)		1	1	1	1		
48 9374		Gasket (fuel pump mounting adapter to valve chamber cover)	Refer to Basic Number 9416						
68 9375-A		Body (fuel pump)-lower	1						
7RA 9375		Body and oil seal assy (fuel pump lower)		1	1				
1BA 9375-A		Body & oil seal assy (fuel pump lower)				1	1		
		31628-S7 Screw (fillister head)-No. 10-32 x 5/8"- fuel pump upper body to lower body				6	6		
		31628-S7 Screw (fillister head)-No. 10-32 x 5/8"- fuel pump lower body to vacuum pump body				8	8		
		34803-S7 Lockwasher-No. 10				14	14		
7RA 9376-B		Arm assy (fuel pump rocker)-with 3 laminations	1						
7RA 9376-C		Arm assy (fuel and vacuum pump rocker)-with 5 laminations		1	1				
1BA 9376-B		Arm assy (fuel and vacuum pump rocker)				1	1		
40 9378		Pin (fuel pump rocker)	1						
7RA 9378		Pin (fuel and vacuum pump rocker arm)		1	1	1	1		
40 9380		Spring (fuel pump rocker arm)	1						
7RA 9380		Spring (fuel and vacuum pump rocker arm)		1	1				
1BA 9380-B		Spring (fuel and vacuum pump rocker arm)				1	1		
7RA 9381		Link (fuel pump rocker arm)		1	1				
40 9381-A		Link (fuel pump rocker arm)	1						
1BA 9381-B		Link (fuel pump rocker arm)				1	1		
7RA 9382		Spacer (fuel pump link and spring retainer)		1	1				
7RA 9382		Spacer (fuel and vacuum pump rocker arm link)		1	1	1	1		
59A 9387-A		Bail assy (fuel pump filter bowl)	1	1	1				
OBA 9387		Bail assy (fuel pump gas strainer)				1	1		
		59A-9167 Nut (fuel pump filter bowl bail)	1	1	1				
OA 9388		Gasket (fuel tank drain plug)	Refer to Fuel Tank Group						
59A 9388		Seat (fuel pump filter bowl)	1						
40 9389		Bushing (fuel pump rocker arm)	1						
7RA 9389		Bushing (fuel and vacuum pump rocker arm)		1	1	1	1		
		352896-S Washer (fuel and vacuum pump rocker arm link spacer)		2	2	2	2		
		352897-S Washer (fuel and vacuum pump rocker arm link spacer)		2	2	2	2		
40 9396		Spring (fuel pump diaphragm)	1						
7RA 9396-B		Spring (fuel pump diaphragm)		1	1				
1BA 9396-B		Spring (fuel pump diaphragm)				1	1		

MERCURY

CHASSIS PARTS CATALOGUE

Fuel Pump—Continued

FUEL PUMP CHART—CONTINUED

PART NUMBER	CLAS S	PART NAME	FUEL PUMP						
			7RA-9350-C	8CM-9350-A	8CM-9350-C	1CM-9350-A	EAB-9350-A		
			NUMBER REQUIRED						
68 9398		Diaphragm assy (fuel pump)	1						
7RA 9398		Diaphragm assy (fuel pump)		1	1				
1BA 9398-C		Diaphragm assy (fuel pump)				1	1		
		59A-9411 Seal (fuel pump upper body)	1						
		49B-9418 Washer (fuel and vacuum pump rocker arm pin)		1	1	1	1		
		7RA-9434 Retainer (fuel pump body curled hair)		1	1				
		1BA-9468-A Retainer (fuel pump oil seal)				1	1		
		1BA-9468-A Retainer (vacuum pump oil seal)				1	1		
		49B-9469 Oil seal assy (vacuum pump diaphragm)		1	1				
		8CM-9469 Oil seal (fuel pump)		1	1				
		1BA-9469-A Seal (fuel pump oil)				1	1		
		1BA-9469-A Seal (vacuum pump diaphragm oil)				1	1		
		1CM-9486-A Hair (fuel pump body curled)		1	1	1	1		
		06H-17543-C Tube (w/S wiper)-vacuum pump to intake manifold	as reqd	as reqd	as reqd	as reqd	as reqd		
		7RA-99355 Plate (vacuum pump cover)		1	1				
		24325-S8 Bolt (hex-hd)-1/4"-28 x 5/8"-vacuum pump cover plate		1	1				
		7RA-99359 Seat (vacuum pump diaphragm spring)		1	1	1	1		
		8CM-99360 Kit (fuel pump strainer)-consists of the following		1	1	1			
		(1) 59A-9364 Gasket (1) 8CM-9365 Strainer							
NS		MAK-99360-A Kit (fuel pump strainer)-consists of the following-service details	1	1	1	1	1		
		(1) 59A-9364 Gasket (1) 1BA-9365-A Filter							
		7RA-99361 Plate (vacuum pump valve retainer)		1	1				
		27068-S7 Screw (rd-hd)-No. 10-32 x 3/8"		1	1				
		7RA-99366 Retainer (vacuum pump screen)		1	1				
		7RA-99367 Gasket (vacuum pump cover plate)		1	1				
		1BA-99367-A Gasket (vacuum pump valve to body)				3	3		
		7RA-99368 Screen (vacuum pump)		1	1				
		7RA-99380 Link (vacuum pump rocker arm)-R.H.		1	1				
		1BA-99380-A Link (vacuum pump rocker arm)-R.H.				1	1		
		7RA-99381 Link (vacuum pump rocker arm)-L.H.		1	1				
		1BA-99381-A Link (vacuum pump rocker arm)-L.H.				1	1		

CHASSIS PARTS CATALOGUE

Fuel Pump—Continued

FUEL PUMP CHART—CONTINUED

PART NUMBER	CLASS	PART NAME	FUEL PUMP					
			7RA-9350-C	8CM-9350-A	8CM-9350-C	1CM-9350-A	EAB-9350-A	
			NUMBER REQUIRED					
		7RA-99385 Body assy (vacuum pump)		1	1			
		1CM-99385-A Body assy (vacuum pump)				1	1	
		EAB-99385-A Body assy (vacuum pump)		1	1	1	1	
		34803-S7 Lockwasher-No. 10		8	8	8	8	
		31628-S7 Screw (fillister head)-No. 10-32 x 5/8"		8	8	8	8	
		7RA-99390 Diaphragm assy (vacuum pump)		1	1			
		1BA-99390-A Diaphragm assy (vacuum pump)				1	1	
		8CM-99392 Tube vacuum pump to man.)-Rubber-use 06H-17543-C-cut to length		1	1			
	NS	8BA-99392 Tube (W/S wiper)-Rubber-use 06H-17543-C-cut to length				1		
	NS	8BA-99392 Vacuum pump to intake manifold-Rubber-use 06H-17543-C-cut to length				1		
	NS	EAB-99392-A Tube (W/S wiper)-cut from 06H-17543-C				1	1	
	NS	EAB-99392-A Vacuum pump to intake manifold-Rubber-use 06H-17543-C-cut to length				1	1	
		7RA-99396 Spring (vacuum pump diaphragm)		1	1	1	1	

PART NUMBER	CLASS	PART NAME	NO. REQ'D	MODEL	YEAR
8BA 9400-B	NS	Rod assy (fuel pump push)-10-1/16" long, w/o shield-replaced by EAB-9400-A	1	9M,OM,1M,MA	49-52
EAB 9400-A		Rod assy (fuel pump push rod)	1	9M,OM,1M,MA	49-53
49B 9408		Gasket (fuel pump pull rod oil seal)	1	9M,OM,1M	49-51
59A 9411		Seal (fuel pump upper half)	1	9M,OM,1M	49-51
8BA 9416-A		Adapter (fuel pump)	1	9M,OM,1M,MA	49-53
		34806-S7 Lockwasher-5/16"-adapter to intake manifold	2	9M,OM,1M,MA	49-53
		33798-S8 Nut (hex)-5/16"-24-adapter to intake manifold	2	9M,OM,1M,MA	49-53
		351242-S7 Washer (flat)-21/64" x 35/64" x 1/32"-adapter to intake man.	2	9M,OM,1M,MA	49-53
		18-6515 Stud (intake manifold to fuel pump adapter)	2	9M,OM,1M	49-51
		48-9374 Gasket (fuel pump mounting adapter to intake manifold)	1	9M,OM,1M,MA	49-53
7RA 9417		Gasket (fuel pump adapter)-Cork	1	9M,OM,1M,MA	49-53
49B 9418		Washer (fuel and vacuum pump rocker arm pin)	1	9M,OM,1M,MA	49-53

MERCURY

CHASSIS PARTS CATALOGUE

PART NUMBER	UNIT	PART NAME	NO. REQ'D	MODEL	YEAR
Intake and Exhaust Manifolds					
1CM 9424-A	NS	Manifold assy (intake)-w/o divorced choke-replaced by 1CM-9424-C	1	OM, 1M	50-51
1CM 9424-B		Manifold assy (intake)-with divorced choke	1	OM, 1M, MA	50-53
1CM 9424-C		Manifold assy (intake)-w/o divorced choke	1	OM, OM, 1M	49-51
1CM 9424-D	NS	Manifold assy (intake)-with divorced choke-use 1CM-9424-B	1	1M	51
		18-6515 Stud (intake manifold to fuel pump body)-5/16"-18 x 5/16"-24 x 1"	2	OM, OM, 1M	49-51
		8BA-6521 Gasket (intake manifold)-Asbestos	1	OM, OM, 1M, MA	49-53
		48-6524 Baffle assy (intake manifold)	2	OM, OM, 1M, MA	49-53
		8BA-6571 Seal (intake manifold valve guide bushing)-Rubber	8	OM, OM, 1M, MA	49-53
		24468-S8 Bolt (hex-hd)-3/8"-16 x 1-1/2"-intake manifold to block	10	OM, OM, 1M, MA	49-53
		350549-S8 Bolt (hex-hd)-3/8"-16-2-7/8"-intake manifold to block	1	OM, OM, 1M, MA	49-53
		357875-S Plug (cup)-1/2" diameter-to plug hole in intake manifold for thermostatic choke control heat tube-1CM-9890-A	1	OM, 1M, MA	50-53
		89059-S Stud 5/16"-18 & 5/16"-24 x 1-1/16"-fuel pump adapter to intake manifold	1 or 2	OM, OM, 1M, MA	49-53
		357679-S8 Stud-5/16"-18 & 7/16"-24 x 1-5/16"-fuel pump adapter to intake manifold	1	OM, 1M, MA	50-53
		357730-S7 Stud-9/16"-18 & 9/16"-12 x 3" intake manifold to generator bracket	1	OM, OM, 1M, MA	49-53
		8CM-9817 Tube assy (thermostatic choke control)-outlet-1/4" tubing-covered with braided Asbestos	1	OM, OM, 1M	49-51
		8CM-9819 Tube (thermostatic choke control)-outlet-1/4" Steel tubing	1	OM, OM, 1M	49-51
		8CM-9820 Tube (thermostatic choke control)-inlet-5/16" tubing	1	OM, OM	49-50
		1CM-9820-A Tube (thermostatic choke control)-inlet-for 5/16" tubing-used without divorced choke	1	OM, 1M	51
		1CM-9820-B Tube (thermostatic choke control)-inlet-used with divorced choke	1	OM, 1M	50-51
	NS	EAC-9820-A Tube (thermostatic choke control)-inlet-replaced by EAC-9820-B	1	MA	52
		EAC-9820-B Tube (thermostatic choke control)-inlet	1	MA	52-53
		96H-9242 Ferrule (inlet tube)-5/16" O.D. tube-tube to carburetor	1	OM, OM, 1M, MA	49-53
		358248-S Nut (compression fitting)-1/2"-20-tube to carburetor	1	OM, OM, 1M, MA	49-53
		8CM-9877-C Elbow (thermostatic choke control tube)-inlet with .322"/.325" grooved O.D.	1	OM, OM, 1M, MA	49-53
		8CM-9884-C Elbow (thermostatic choke control tube)-outlet-with 1/4" dia. hole-used w/o divorced choke	1	OM, OM, 1M	49-51

MERCURY

CHASSIS PARTS CATALOGUE

PART NUMBER	PART NAME	NO. REQ'D	MODEL	YEAR
Intake and Exhaust Manifolds—Continued				
	OEL-9888 Bushing (heat tube to intake man.)-.322"/.325" sleeve O.D.-used with LCM-9424-B	1	OM, LM, MA	50-53
	8CM-9890-B Tube (thermostatic choke control heat)-6-19/32" o/all length-used with LCM-9424-A	1	GM, OM, LM	49-51
	1CM-9890-A Tube (thermostatic choke control heat)-5-39/64" o/all length-.340"/.350" I.D.-used with LCM-9424-B	1	OM, LM, MA	50-53
	1CM-9890-B Tube (thermostatic choke control heat)-6-13/64" o/all length-used with LCM-9424-C	1	GM, OM, LM	49-51
8CM 9430	Manifold (exhaust)-R.H.	1	GM, OM, LM	49-51
8BA 9430	Manifold (exhaust)-R.H.	1	MA	52-53
8CM 9431	Manifold (exhaust)-L.H.	1	GM, OM, LM	49-51
8BA 9431	Manifold (exhaust)-L.H.	1	MA	52-53
	20410-S8 Bolt (hex-hd)-7/16"-14 x 1-1/8" -exhaust manifold to cyl. block	4	GM, OM, LM, MA	49-53
	24428-S8 Bolt (hex-hd)-3/8"-16 x 1-1/4" -manifold to cylinder block	8	GM, OM, LM, MA	49-53
	34807-S8 Lockwasher-3/8"-exhaust manifold to cylinder block	8	GM, OM, LM, MA	49-53
	34808-S8 Lockwasher-7/16"-exhaust manifold to cyl. block	4	GM, OM, LM, MA	49-53
	34808-S8 Lockwasher-7/16"-exhaust manifold to crossover pipe	4	GM, OM, LM, MA	49-53
	34808-S8 Lockwasher-7/16"-exhaust manifold to muffler inlet pipe	2	GM, OM, LM	49-51
	88393-S Stud-7/16"-20 and 7/16"-14 x 1-1/2"-exhaust manifold to muffler inlet pipe	2	GM, OM, LM, MA	49-53
	88393-S Stud-7/16"-20 & 7/16"-14 x 1-1/2"-exhaust manifold (LH) to crossover pipe	2	GM, OM, LM, MA	49-53
	88453-S Stud-7/16"-20 & 7/16"-14 x 2-1/4"-heat control valve to crossover pipe to exhaust manifold	2	GM, OM, LM, MA	49-53
8CM 9433	Kit (exhaust manifold gasket)-consists of the following (6) 18-9448-A Gasket (3) 8CM-9448-A Gasket (1) 1GA-9450 Gasket	1	GM, OM, LM, MA	49-53
7RA 9434	Retainer (fuel pump body curled hair)	1	GM, OM, LM	49-51
8CM 9447	NS Gasket (carburetor to intake manifold)-replaced by LCM-9447-A	1	GM, OM, LM	49-51
1CM 9447-A	Gasket (carburetor to intake manifold)-Asbestos-with two 5/16" diameter holes	1	GM, OM, LM, MA	49-53
18 9448-A	NS Gasket (exhaust manifold)-serviced in MAK-6008-B and 8CM-9433 Kits	6	GM, OM, LM, MA	49-53
8CM 9448-A	Gasket (exhaust manifold)-Copper or Brass with Asbestos filler	3	GM, OM, LM, MA	49-53

MERCURY

CHASSIS PARTS CATALOGUE

PART NUMBER	PART NAME	NO. REQ'D	MODEL	YEAR 19__
1GA 9450	Gasket (manifold to outlet pipe)	1	9M,OM,1M,MA	49-53
1BA 9468-A	Retainer (fuel pump oil seal)	2	1M,MA	51-53
49B 9469	Oil seal assy (vacuum pump diaphragm)	1	9M,OM,1M	49-51
8CM 9469	Oil seal (fuel pump diaphragm)	1	9M,OM,1M	49-51
1BA 9469-A	Seal (fuel pump oil)	2	1M,MA	51-53
1CM 9486-A	Filter (fuel pump drain)	1	9M,OM,1M,MA	49-53
	8CM-9685-B Valve assy (exhaust control)	1	9M,OM	49-50
	OCM-9685-A Valve assy (exhaust control)	1	9M,OM,1M	49-51
NS	OCM-9685-B Valve assy (exhaust control)-serviced in MAK-9685-A	1	9M,OM,1M	49-51
	MAK-9685-A Kit (exhaust control valve replacement)-consists of the following (1) OCM-9685-B Valve (2) 8CM-9448-A Gasket	1	9M,OM,1M	49-51
	EAC-9685-A Valve assy (exhaust control)	1	MA	52-53
	8EL-9688 Spring (exhaust control valve)	1	9M,OM,1M	49-51

Carburetor

8CM 9502	Kit (carburetor gasket)-consists of the following (1) 8CM-9516 Gasket (1) 8CM-9519 Gasket (1) 78-9535 Packing (1) 8CM-9569 Gasket (1) 8CM-9608 Gasket (1) 8CM-9853 Gasket (1) 8CM-9871 Gasket (1) 8CM-9945 Gasket (2) 8CM-9985 Gasket	1	9M,OM,1M	49-51
MCK 9502-A	Kit (carburetor gasket)-consists of the following (1) 8CM-9229 Gasket (1) 1CM-9447-A Gasket (1) 8CM-9516 Gasket (1) 8MTH-9622 Seal (1) 8CM-9569 Gasket (1) 8CM-9608 Gasket (1) OEL-9853 Gasket (1) EAC-9871-A Gasket (1) 8CM-9945 Gasket (1) EAD-9985-A Gasket (2) EAA-99571-A Gasket	1	MA	52-53
*8CM 9510-A	NS Carburetor assy-jet size .048"-0 to 5,000 ft. altitude-replaced by MAK-9510-A	1	9M	49
*8CM 9510-B	NS Carburetor assy-jet size .046"-5,000 ft. to 10,000 ft. altitude-use 8CM-9533-B in place of 8CM-9533-A to convert 8CM-9510-A to 8CM-9510-B	1	9M	49
*8CM 9510-C	NS Carburetor assy-jet size .044"-10,000 ft. to 15,000 ft. altitude-use 8CM-9533-C in place of 8CM-9533-A to convert 8CM-9510-A to 8CM-9510-C	1	9M	49
**8CM 9510-D	NS Carburetor assy-jet size .049"-0 to 5,000 ft. altitude-with ball type throttle lever-replaced by MAK-9510-A Kit	1	9M	49
**8CM 9510-E	NS Carburetor assy-jet size .047"-5,000 ft. to 10,000 ft. altitude-with ball type throttle lever-use 8CM-9533-E in place of 8CM-9533-D to convert 8CM-9510-D to 8CM-9510-E	1	9M	49
**8CM 9510-F	NS Carburetor assy-jet size .045"-10,000 ft. to 15,000 ft. altitude-with ball type throttle lever-use 8CM-9533-F in place of 8CM-9533-D to convert 8CM-9510-D to 8CM-9510-F	1	9M	49

* Date of manufacture stamped on top of Carburetor Air Horn and Plugs Assembly will be prior to 10-48

** Date of manufacture stamped on top of Carburetor Air Horn and Plugs Assembly will be from 10-48 to 8-49

CHASSIS PARTS CATALOGUE

PART NUMBER	QTY	PART NAME	NO. REQ'D	MODEL	YEAR
Carburetor—Continued					
•8CM 9510-G	NS	Carburetor assy-jet size .049"-0 to 5,000 ft. altitude-with 3/16" diameter hole in throttle lever for trunnion on throttle rod assy-replaced by MAK-9510-A Kit	1	9M,OM	49-50
•8CM 9510-H	NS	Carburetor assy-jet size .047"-5,000 ft. to 10,000 ft. altitude-with 3/16" diameter hole in throttle lever for trunnion on throttle rod assy-use 8CM-9533-E in place of 8CM-9533-D to convert 8CM-9510-G to 8CM-9510-H	1	9M,OM	49-50
•8CM 9510-J	NS	Carburetor assy-jet size .045"-10,000 ft. to 15,000 ft. altitude-with 3/16" diameter hole in throttle lever for trunnion on throttle rod assy-use 8CM-9533-F in place of 8CM-9533-D to convert 8CM-9510-G to 8CM-9510-J	1	9M,OM	49-50
§§1CM 9510-G	NS	Carburetor assy-jet size .049"-0 ft. to 5,000 ft. altitude-replaced by MAK-9510-A Kit	1	OM,1M	50-51
§§1CM 9510-H	NS	Carburetor assy-jet size .047"-5,000 ft. to 10,000 ft. altitude-use 8CM-9533-E in place of 8CM-9533-D to convert 1CM-9510-G to 1CM-9510-H	1	OM,1M	50-51
§§1CM 9510-J	NS	Carburetor assy-jet size .045"-10,000 ft. to 15,000 ft. altitude-use 8CM-9533-F in place of 8CM-9533-D to convert 1CM-9510-G to 1CM-9510-J	1	OM,1M	50-51
§1CM 9510-K	NS	Carburetor assy-jet size .049"-0 ft. to 5,000 ft. altitude-with dash pot and w/o divorced choke-replaced by MAK-9510-A	1	OM	50
§1CM 9510-L	NS	Carburetor assy-jet size .047"-5,000 ft. to 10,000 ft. altitude-use 8CM-9533-E in place of 8CM-9533-D to convert 1CM-9510-K to 1CM-9510-L	1	OM	50
§1CM 9510-M	NS	Carburetor assy-jet size .045"-10,000 ft. to 15,000 ft. altitude-use 8CM-9533-F in place of 8CM-9533-D to convert 1CM-9510-K to 1CM-9510-M	1	OM	50
§1CM 9510-N		Carburetor assy-with divorced choke-jet size .049"-0 ft. to 5,000 ft. altitude	1	OM,1M	50-51
§1CM 9510-P	NS	Carburetor assy-with divorced choke-jet size .047"-5,000 ft. to 10,000 ft. altitude-use 8CM-9533-E in place of 8CM-9533-D to convert 1CM-9510-N to 1CM-9510-P	1	OM,1M	50-51
§1CM 9510-R	NS	Carburetor assy-with divorced choke-jet size .045"-10,000 ft. to 15,000 ft. altitude-use 8CM-9533-F in place of 8CM-9533-D to convert 1CM-9510-N to 1CM-9510-R	1	OM,1M	50-51
§§1CM 9510-S		Carburetor assy-with divorced choke-jet size .049"-0 ft. to 5,000 ft. altitude	1	1M	51
§§1CM 9510-T	NS	Carburetor assy-with divorced choke-jet size .047"-5,000 ft. to 10,000 ft. altitude-use 8CM-9533-E in place of 8CM-9533-D to convert 1CM-9510-S to 1CM-9510-T	1	1M	51
§§1CM 9510-U	NS	Carburetor assy-with divorced choke-jet size .045"-10,000 ft. to 15,000 ft. altitude-use 8CM-9533-F in place of 8CM-9533-D to convert 1CM-9510-S to 1CM-9510-U	1	1M	51

§ Used with Merc.O.Matic transmission-Dates of manufacture stamped on top of Carburetor Air Horn and Plugs Assembly will be 8-50 or dates thereafter

§§ Not used with Merc.O.Matic transmission-Date of manufacture stamped on top of Carburetor Air Horn and Plugs Assembly will be 7-50 or dates thereafter

• Date of manufacture stamped on top of Carburetor Air Horn and Plugs Assembly will be 8-49 to 7-50

CHASSIS PARTS CATALOGUE

PART NUMBER	QUANTITY	PART NAME	NO. REQ'D	MODEL	YEAR 19
1CM 9510-Z	NS	Carburetor assy-jet size .049"-0 ft. to 5,000 ft. altitude-serviced in MAK-9510-A Kit	1	9M,OM,1M	49-51
*MAK 9510-A		Kit (carburetor replacement)-consists of the following (1) 1CM-9510-Z Carburetor(2) 8CM-9224-A Fitting (1) 8CM-9447 Gasket (1) 1CM-9681-A Ball (1) 1CM-99586-A Extension (1) 34079-S7 Nut (1) 34803-S7 Lockwasher(2) 351239-S8 Screw & Washer	1	9M,OM,1M	49-51
§EAC 9510-E		Carburetor assy-with divorced choke-jet size .056"-0 ft. to 5,000 ft. altitude	1	MA	52-53
§EAC 9510-F	NS	Carburetor assy-with divorced choke-jet size .054"-5,000 ft. to 10,000 ft. altitude-use EAC-9533-B in place of EAC-9533-A to convert EAC-9510-E to EAC-9510-F	1	MA	52-53
§EAC 9510-G		Carburetor assy-with divorced choke-jet size .056"-0 ft. to 5,000 ft. altitude-with pressure distributor nylon ball, spring, and retainer in throttle body	1	MA	52
§EAC 9510-H	NS	Carburetor assy-with divorced choke-jet size .054"-5,000 ft. to 10,000 ft. altitude-use EAC-9533-B in place of EAC-9533-A to convert EAC-9510-G to EAC-9510-H	1	MA	52-53
§EAC 9510-J		Carburetor assy-with divorced choke-jet size .056"-0 ft. to 5,000 ft. altitude-with pressure distributor nylon ball, spring and retainer incorporated in dashpot	1	MA	52-53
	NS	8CM-9447 Gasket (carburetor to intake manifold)-replaced by 1CM-9447-A	1	9M,OM,1M	49-51
		1CM-9447-A Gasket (carburetor to intake manifold)-Asbestos-with two 5/16" diameter holes	1	9M,OM,1M,MA	49-53
		34806-S7 Lockwasher-5/16"-carburetor to intake manifold	4	9M,OM,1M,MA	49-53
		33798-S8 Nut (hex)-5/16"-24-carburetor intake manifold	4	9M,OM,1M,MA	49-53
		89076-S Stud-5/16"-24 and 5/16"-18 x 1-5/16"-carburetor to intake manifold	4	9M,OM,1M,MA	49-53

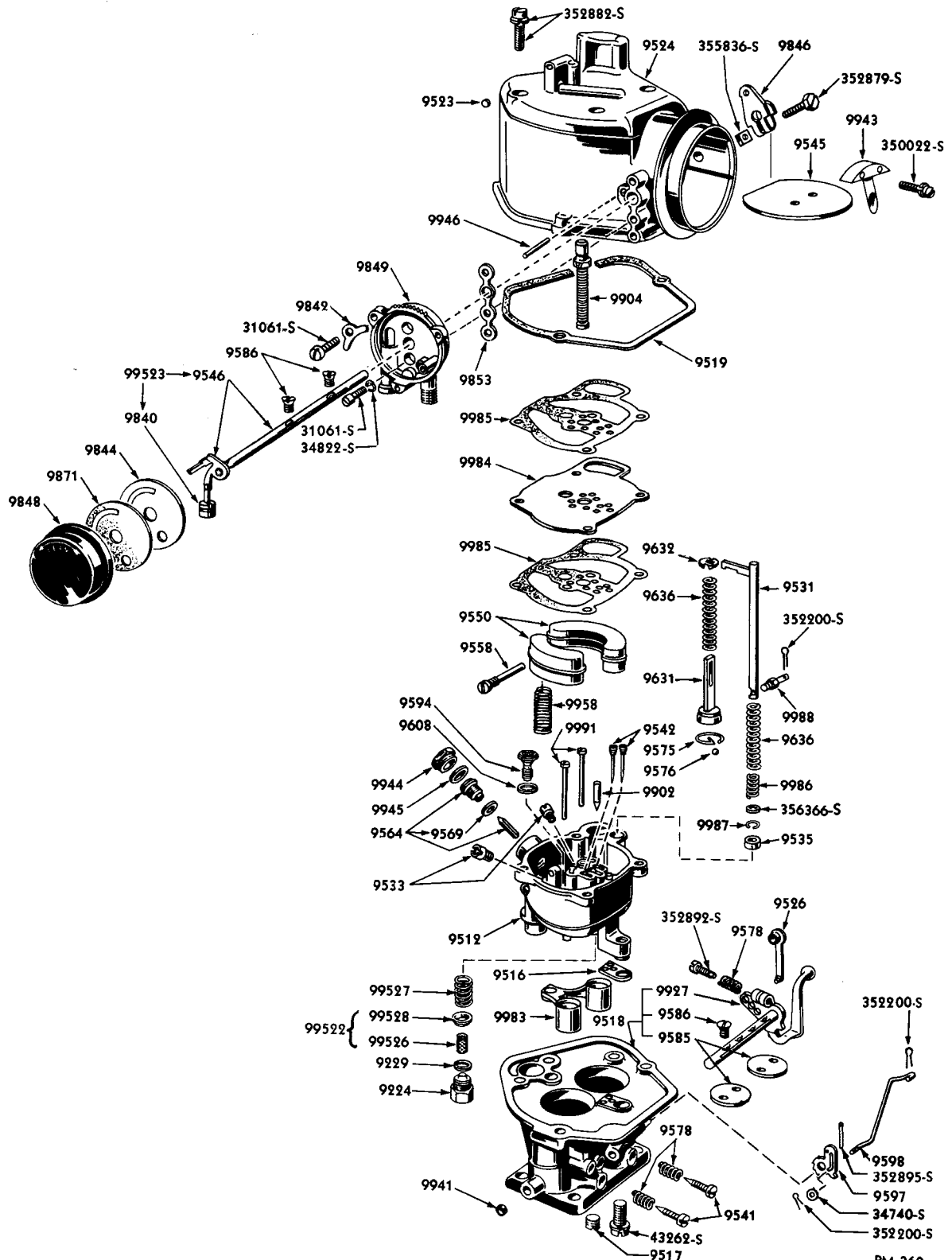
§ Used with Merc-O-Matic transmission-dates of manufacture stamped on top of Carburetor Air Horn and Plugs Assembly will be 8-50 or dates thereafter

§§ Not used with Merc-O-Matic transmission-date of manufacture stamped on top of Carburetor Air Horn and Plugs Assembly will be 7-50 or dates thereafter

* Can be used for service to replace 8CM-9510-A,D,G, and 1CM-9510-G,K

CHASSIS PARTS CATALOGUE

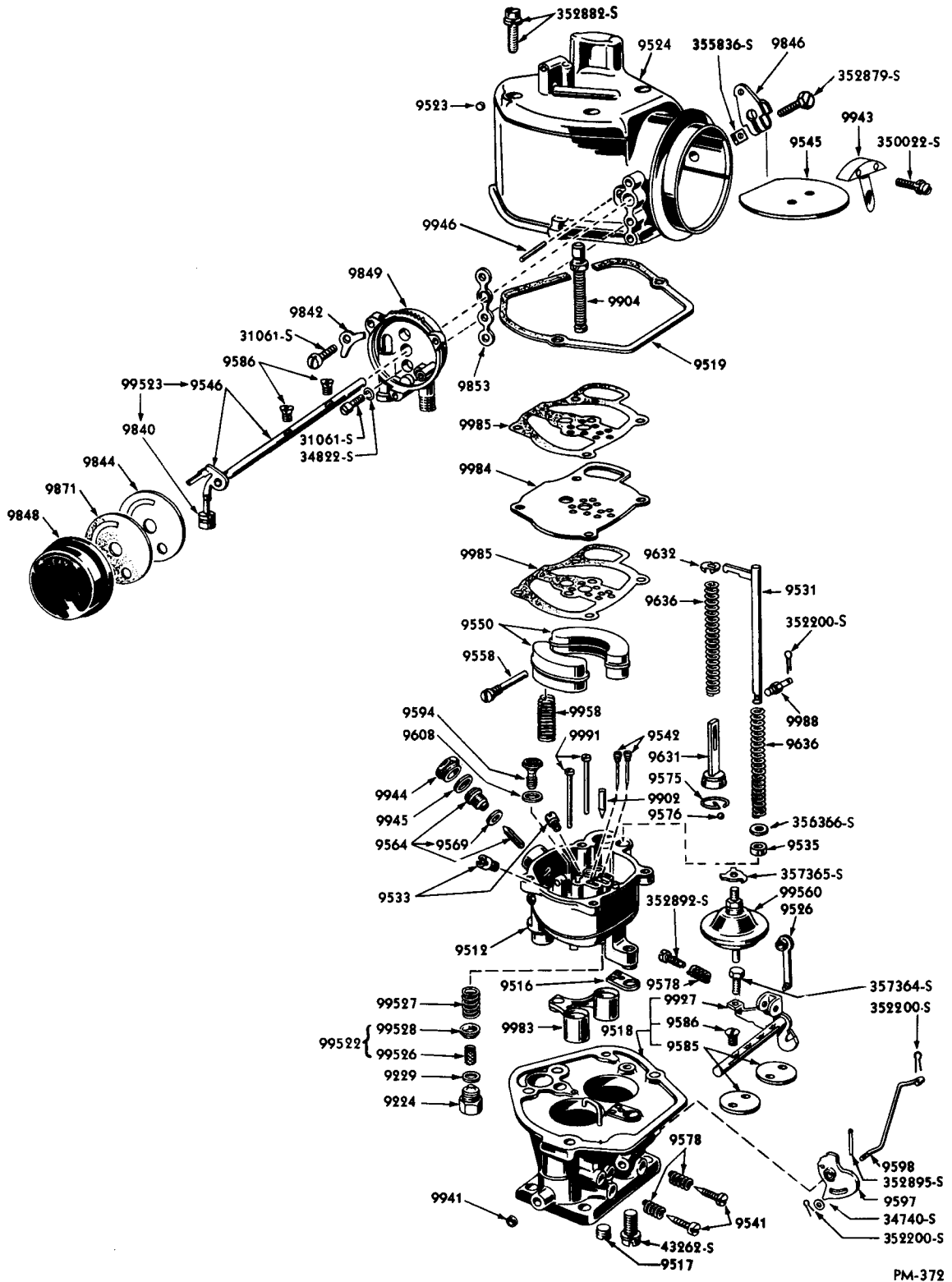
Carburetor—Continued



CARBURETOR (8CM-9510-D)

Basic numbers only shown on illustration. Order by Part Numbers shown in list of parts.

Carburetor—Continued



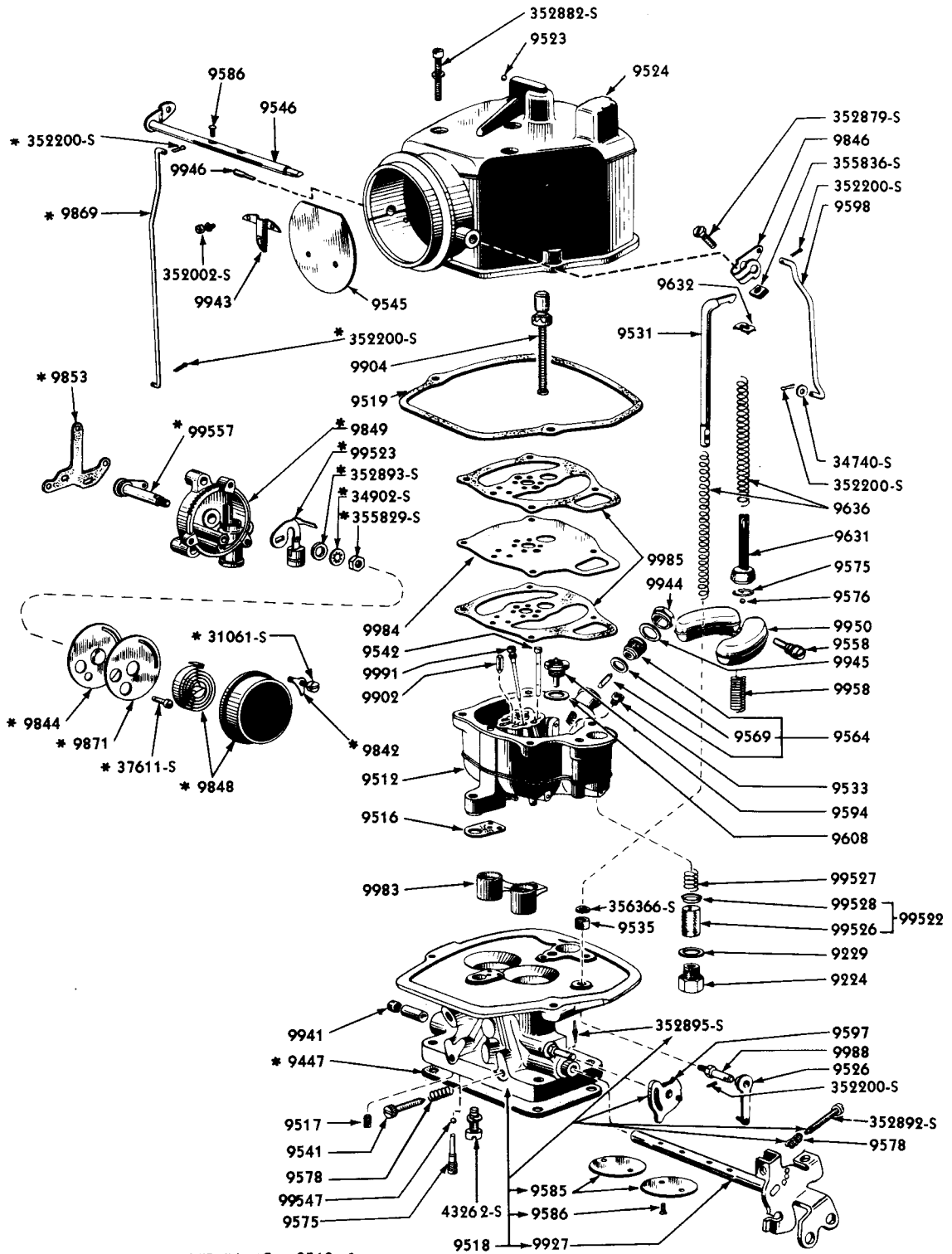
PM-372

CARBURETOR (1CM-9510-K)

Basic numbers only shown on illustration. Order by Part Numbers shown in list of parts.

CHASSIS PARTS CATALOGUE

Carburetor—Continued



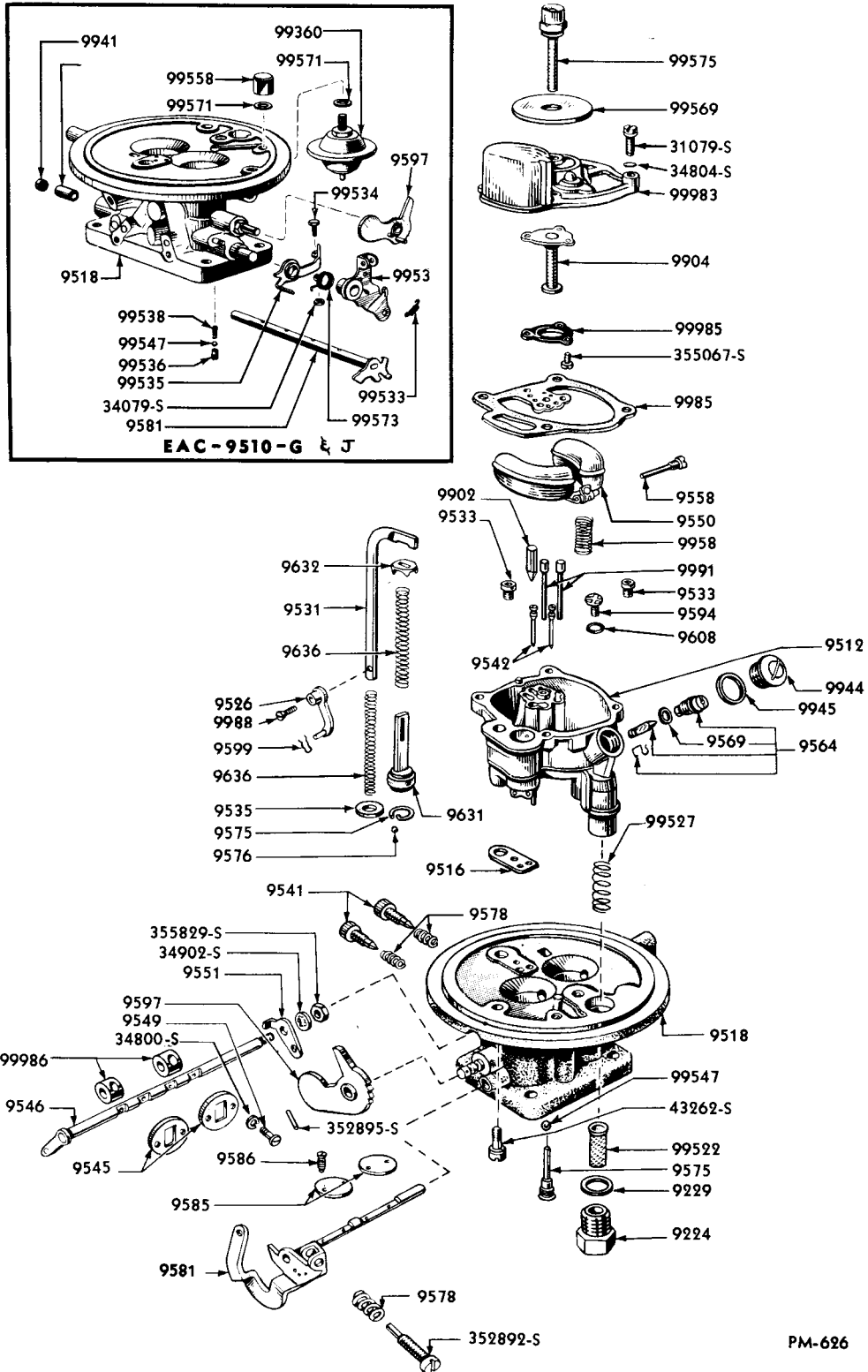
*USED WITH BUT NOT INCLUDED IN ICM-9510-S

PM-594

CARBURETOR (ICM-9510-S)

Basic numbers only shown on illustration. Order by Part Numbers shown in list of parts.

Carburetor—Continued



CARBURETOR (EAC-951C-E)

Basic numbers only shown on illustration. Order by Part Numbers shown in list of parts.

CHASSIS PARTS CATALOGUE

Carburetor—Continued

CARBURETOR CHART

PART NUMBER	CLASS	PART NAME	CARBURETOR														
			8CM-9510-A	8CM-9510-D	8CM-9510-G	1CM-9510-G	1CM-9510-K	1CM-9510-N	1CM-9510-S	1CM-9510-Z	EAC-9510-E	EAC-9510-G	EAC-9510-J				
			NUMBER REQUIRED														
		8CM-9224-A Adapter (carb. fuel inlet)- 15/16" o/all length-with flared type seat-used with 8CM-9369-A		1	1												
		8CM-9224-B Adapter (carb. fuel inlet)- 27/32" o/all length-with compression type seat-used with 8CM-9369-B		1	1	1	1	1	1	1	1	1	1				
		8CM-9229 Gasket (carb. fuel inlet pipe adapter)-Hard Fibre-19/32" I.D. x 45/64" O.D. x 1/32" thick		1	1	1	1	1	1	1	1	1	1				
●8CM 9512-A		Body and plugs assy (carburetor main)		1													
●●8CM 9512-B		Body and plugs assy (carburetor main)		1	1	1	1	1	1	1							
EAD 9512-A		Body and plugs assy (carburetor main)									1	1	1				
8CM 9516		Gasket (carburetor main body to throttle body)	1	1	1	1	1	1	1	1	1	1	1				
8CM 9517		Plug (carburetor distributor passage)-No.-32	1	1	1												
8CM 9518		Body and shaft assy (carburetor throttle)	1	1	1												
1CM-9518-A		Body and shaft assy (carburetor throttle)				1											
1CM 9518-C		Body and shaft assy (carburetor throttle)						1									
1CM 9518-D		Body and shaft assy (carburetor throttle)								1							
1CM 9518-E		Body and shaft assy (carburetor throttle)					1				1						
EAC 9518-A		Body and shaft assy (carburetor throttle)										1					
EAC 9518-B		Body and shaft assy (carburetor chrottle)											1	1			
		43262-S8 Screw & lockwasher assy (fillister head)-5/16"- 24 x 7/8"	2	2	2	2	2	2	2	2	2	2	2	2			
8CM 9519		Gasket assy (carb. air horn to throttle body)	1	1	1	1	1	1	1	1							
78 9523		Plug (carb. main body passage)-lead ball	10	10	10	10	10	10	10	10	10	8	8	7			
8CM 9524		Horn and plugs assy (carb. air)	1	1	1	1	1				1						
1CM 9524		Horn and plugs assy (carb. air)						1	1								
		352882-S8 Screw & lockwasher assy (fillister head)- No. 12-24 x 15/16"- carb. air horn to main body	5	5	5	5	5	5	5	5	5	5					
8CM 9526-B	NS	Link assy (carburetor accelerator pump)- not replaced	1	1	1	1	1	1	1	1	1						
EAD 9526-A		Link assy (carburetor accelerator pump)										1	1	1			

● Fuel inlet boss is stamped 493

●● Fuel inlet boss is not stamped. This unit may be identified by numeral "3" on knockout plug which is located at right front, underside of 8CM-9512-B

CHASSIS PARTS CATALOGUE

Carburetor—Continued

CARBURETOR CHART—CONTINUED

PART NUMBER	CLASS	PART NAME	CARBURETOR														
			8CM-9510-A	8CM-9510-D	8CM-9510-G	1CM-9510-G	1CM-9510-K	1CM-9510-N	1CM-9510-S	1CM-9510-Z	EAC-9510-E	EAC-9510-G	EAC-9510-J				
			NUMBER REQUIRED														
8CM 9531-A		Rod assy (carb. accelerator pump piston operating)-use with pump return spring 8CM-9636-A	1	1	1	1	1	1	1	1							
8CM 9531-B		Rod assy (carb. accelerator pump piston operating)-use with pump return spring 8CM-9636-B		1	1	1	1	1	1	1							
EAD 9531-A		Rod (carb. accelerator pump piston operating)-use with pump return spring 8CM-9636-B										1	1	1			
8CM 9533-A		Jet (carb. main metering)-.048"-0 to 5,000 ft. altitude	2														
HCK 9531-A		Kit (carburetor pump rod repair)-consists of the following (1) 8MTH-9622 Seal (1) 8CM-9986 Spring (2) EAM-99601-A Washer (1) Instruction sheet										1	1	1			
8CM 9533-B		Jet (carb. main metering)-.046"-5,000 ft. to 10,000 ft. altitude	*2														
8CM 9533-C		Jet (carb. main metering)-.044"-10,000 ft. to 15,000 ft. altitude	*2														
8CM 9533-D		Jet (carb. main metering)-.049"-0 to 5,000 ft. altitude	2	2	2	2	2	2	2	2							
8CM 9533-E		Jet (carb. main metering)-.047"-5,000 ft. to 10,000 ft. altitude	*2	*2	*2	*2	*2	*2	*2	*2							
8CM 9533-F		Jet (carb. main metering)-.045"-10,000 ft. to 15,000 ft. altitude	*2	*2	*2	*2	*2	*2	*2	*2							
EAC 9533-A		Jet (carb. main metering)-.056"-0 to 5,000 ft. altitude										2	2	2			
EAC 9533-B		Jet (carb. main metering)-.054"-5,000 ft. to 10,000 ft. altitude										*2	*2	*2			
78 9535		Packing (carb. accel. pump operating rod)-Felt-.25" I.D. x .38" O.D. x 19" thick	1	1	1	1	1	1	1	1	1	1	1	1			
		356366-S8 Washer (flat)-5/16" x 7/16" x 1/64"	1	1	1	1	1	1	1	1	1	1	1	1			
78 9541		Needle (carb. idle adjusting)	2	2	2	2	2	2	2	2	2	2	2	2			
8CM 9542		Tube assy (carburetor idle)	2	2	2	2	2	2	2	2	2	2	2	2			
8CM 9545		Plate (carburetor choke)	1	1	1	1	1	1	1	1							
EAC 9545-A		Plate (carburetor choke)										2	2	2			
		EAD-99549-A Screw (carburetor choke plate)-No. 6-32 x 5/16"	4	4	4	4	4	4	4	4	4	4	4	4			
		34800-S7 Lockwasher-No. 4	4	4	4	4	4	4	4	4	4	4	4	4			

* Used for conversion purposes to accommodate higher altitudes

CHASSIS PARTS CATALOGUE

Carburetor—Continued

CARBURETOR CHART—CONTINUED

PART NUMBER	CLASS	PART NAME	CARBURETOR															
			8CM-9510-A	8CM-9510-D	8CM-9510-G	1CM-9510-G	1CM-9510-K	1CM-9510-N	1CM-9510-S	1CM-9510-Z	EAC-9510-E	EAC-9510-G	EAC-9510-J					
			NUMBER REQUIRED															
8CM 9546		Shaft and lever assy (carb. choke)	1	1	1	1	1				1							
OEL 9546		Shaft & lever assy (carb. choke)							1	1								
EAD 9546-A		Shaft & lever assy (carb. choke)										1	1	1				
		355829-S7 Nut (hex)-No. 8-36										1	1	1				
		34902-S8 Washer (internal tooth)- No. 8										1	1	1				
EAD 9549-A	NS	Screw (carb. choke plate)-part number changed to EAD-99549-A										4	4	4				
		34800-S7 Lockwasher-No. 4										4	4	4				
EAB 9549-B		Plate and poppet valve assy (carburetor choke)										1	1	1				
8CM 9550		Float assy (carburetor)	1	1	1	1	1	1	1	1	1	1	1	1				
		8CM-9958 Spring (carburetor float)	1	1	1	1	1	1	1	1	1	1	1	1				
EAD 9551-A		Lever (carburetor choke shaft)										1	1	1				
8CM 9558		Pin (carb. float hinge)-No. 10-32	1	1	1	1	1	1	1	1	1	1	1	1				
1CM 9564-A		Needle, seat, gasket & wire clip assy (carb. float)-Steel needle	1	1	1	1	1	1	1	1	1	1	1	1				
1CM 9564-B		Needle, seat gasket & wire clip assy (carb. float)-Nylon needle	1	1	1	1	1	1	1	1	1	1	1					
8CM 9569		Gasket (carb. float needle valve seat)	1	1	1	1	1	1	1	1	1	1	1	1				
78 9575		Spring (carb. accel. pump check ball ret.)- 3/4" diameter	1	1	1	1	1	1	1	1	1	1	1	1				
1CM 9575-A		Retainer assy (carb. check valve)				1	1	1	1	1	1	1	1	1				
78 9576		Ball (carb. accel. pump check)-Steel-1/8" dia.	1	1	1	1	1	1	1	1	1	1	1	1				
78 9576		Ball (carb. dashpot check valve)- Steel-1/8" diameter												1	1			
40 9578		Spring (carb. idle adj. needle)-3/16" dia. x 1/2" long	2	2	2	2	2	2	2	2	2	2	2	2				
1GA 9578		Spring (carb. idle adjusting screw)	1	1	1	1	1	1	1	1	1	1	1	1				
EAC 9581-A		Lever and shaft assy (carb. throttle)											1					
EAC 9581-B		Lever and shaft assy (carb. throttle)												1	1			
8CM 9585		Plate (carburetor throttle)	2	2	2	2	2	2	2	2	2							
EAD 9585-A		Plate (carburetor throttle)											2	2	2			
40 9586		Screw (carb. throttle plate)-No. 6-32 x 5/16"	4	4	4	4	4	4	4	4	4	4	4	4				
40 9586		Screw (carb. choke plate)-No. 6-32 x 5/16"	2	2	2	2	2	2	2	2	2	2	2	2				

MERCURY

CHASSIS PARTS CATALOGUE

Carburetor—Continued

CARBURETOR CHART—CONTINUED

PART NUMBER	CLASS	PART NAME	CARBURETOR																			
			8CM-9510-A	8CM-9510-D	8CM-9510-G	1CM-9510-G	1CM-9510-K	1CM-9510-N	1CM-9510-S	1CM-9510-Z	EAC-9510-E	EAC-9510-G	EAC-9510-J									
			NUMBER REQUIRED																			
8CM 9590-A		Kit (carb. repair)-consists of the following (1) 8CM-9526-A Link (2) 78-9541 Needle (1) 8CM-9558 Pin (1) 8CM-9564 Needle (1) 78-9575 Ret. (1) 78-9576 Ball (2) 40-9578 Spring (1) 1GA-9578 Spring (6) 40-9586 Screw (1) 8CM-9631 Piston (1) 8CM-9902 Needle (1) 8CM-9987 Ret. (1) 34740-S8 Washer (2) 43262-S8 Screw (3) 352200-S Pin (1) 352884-S8 Washer (1) 352892-S8B Screw (1) 352895-S8 Pin	1																			
8CM 9590-B		Kit (carb. repair)-consists of the following (1) 8CM-9526-B Link (2) 78-9541 Needle (1) 8CM-9558 Pin (1) 8CM-9564 Needle (1) 78-9575 Ret. (1) 78-9576 Ball (2) 40-9578 Spring (1) 1GA-9578 Spring (6) 40-9586 Screw (1) 8CM-9631 Piston (1) 8CM-9902 Needle (1) 8CM-9987 Ret. (1) 34740-S8 Washer (2) 43262-S8 Screw (3) 352200-S Pin (1) 352884-S8 Washer (1) 352892-S8B Screw (1) 352895-S8 Pin		1	1	1	1	1														
MAK 9590-A		Kit (carb. repair)-consists of the following (1) 8CM-9526-B Link (2) 78-9541 Needle (1) 8CM-9558 Pin (1) 1CM-9564-B Needle (1) 78-9576 Ball (2) 40-9578 Spring (1) 1GA-9578 Spring (6) 40-9586 Screw (1) 8CM-9631 Piston (1) 8CM-9902 Needle (1) 78-9575 Ret. (1) 34740-S8 Washer (2) 43262-S8 Screw (3) 352200-S Pin (1) 352892-S8B Screw (1) 352895-S8 Pin (1) 356366-S8 Washer	1	1	1	1	1	1	1	1	1											
MCK 9590-A		Kit (carb. repair)-consists of the following (1) MCK-9502-A Kit (1) EAD-9526-A Link (2) EAC-9533-A Jet (2) 78-9541 Needle (2) 8CM-9542 Tube (1) 8CM-9558 Shaft (1) 1CM-9564-B Needle (1) 78-9575 Spring (2) 78-9576 Ball (4) 40-9586 Screw (1) EAC-9594-A Valve (1) 1GA-9599 Link (1) EAD-9631-A Piston (1) EAD-9904-A Diaphragm (1) 8CM-9902 Needle (2) EAM-9991-A Tube (1) 8CM-9958 Spring (1) 1CM-99522 Screen (1) EAD-99538-A Spring (1) 1CM-99547 Ball (2) 352200-S Pin													1	1	1					

CHASSIS PARTS CATALOGUE

Carburetor—Continued

CARBURETOR CHART—CONTINUED

PART NUMBER	CLASS	PART NAME	CARBURETOR																
			8CM-9510-A	8CM-9510-D	8CM-9510-G	1CM-9510-G	1CM-9510-K	1CM-9510-N	1CM-9510-S	1CM-9510-Z	EAC-9510-E	EAC-9510-G	EAC-9510-J						
			NUMBER REQUIRED																
8CM 9594		Valve assy (carb. power jet)	1	1	1	1	1	1	1	1	1								
EAC 9594-A		Valve assy (power jet)										1	1	1					
		8CM-9608 Gasket (carb. power jet)	1	1	1	1	1	1	1	1	1	1	1	1					
8CM 9597		Cam assy (carb. fast idle)	1	1	1	1													
1CM 9597		Cam assy (carb. fast idle)					1	1	1	1									
EAC 9597-A		Cam assy (carb. fast idle)										1	1	1					
		352895-S8 Pin (groove)-1/16" x 3/4"-fast idle cam ret.	1	1	1	1	1	1	1	1	1	1	1	1					
8CM 9598		Rod (carb. fast idle)	1	1	1	1	1	1	1	1	1								
		352200-S Cotter pin-3/64" x 3/8"	2	2	2	2	2	2	2	2	2								
		34740-S8 Washer (flat)-No. 4	1	1	1	1	1	1	1	1	1								
1GA 9599		Retainer (carb. pump link)										1	1	1					
		8CM-9608 Gasket (carb. power jet)	1	1	1	1	1	1	1	1	1	1	1	1					
		8CM-9631 Piston assy (carb. accel. pump)	1	1	1	1	1	1	1	1	1								
		EAD-9631-A Piston assy (carb. accel. pump)										1	1	1					
		78-9632 Washer (special flanged)-carb. accel. pump piston return spring retainer	1	1	1	1	1	1	1	1	1	1	1	1					
		78-9636 Spring (carb. accel. pump piston return)-21/64" I.D. x 2-7/8" long-22 coils	1	1	1	1	1	1	1	1	1	1	1	1					
		8CM-9636-A Spring (carb. accel. pump piston operating rod)-17/64" I.D. x 2-1/2" long-16 coils -use with 8CM-9531-A	1	1	1	1	1	1	1	1	1								
		8CM-9636-B Spring (carb. accel. pump piston operating rod)-17/64" I.D. x 3-3/16" long-22 coils -use with 8CM-9531-B and EAD-9531-A	1	1	1	1	1	1	1	1	1	1	1	1	1				
		8CM-9840 Piston (carb. choke)	1	1	1	1	1				1								
		352891-S Pin-5/64" O.D. x 9/32" long	1	1	1	1	1				1								
		8CM-9842 Clamp (carb. automatic choke thermostat housing)	3	3	3	3	3	3	3	3	3	3	3	3					
		31061-S8 Screw (fillister head)-No. 8-32 x 7/16"	3	3	3	3	3	3	3	3	3	3	3	3					

MERCURY

CHASSIS PARTS CATALOGUE

Carburetor—Continued

CARBURETOR CHART—CONTINUED

PART NUMBER	CLASS	PART NAME	CARBURETOR													
			8CM-9510-A	8CM-9510-D	8CM-9510-G	1CM-9510-G	1CM-9510-K	1CM-9510-N	1CM-9510-S	1CM-9510-Z	EAC-9510-E	EAC-9510-G	EAC-9510-J			
			NUMBER REQUIRED													
*8CM-9865		Insulator (thermostatic choke control outlet tube)	1	1	1	1	1									
*8CM-9867		Strap (thermostatic choke control outlet tube insulator clamping)	2	2	2	2	2									
*1CM-9869		Rod (automatic choke thermostat)-approx. 7-1/4" long						1	1							
*EAC-9869-A		Rod (automatic choke thermostat)-approx. 5-21/64" long										1	1	1		
*352200-S		Cotter pin-3/64" x 3/8"						2	2		2	2	2			
8CM-9871		Gasket (carb. automatic choke piston housing)	1	1	1	1	1	1	1	1						
*EAC-9871-A		Gasket (carb. automatic choke piston housing)										1	1	1		
8CM-9902		Needle (carb. accel. pump discharge)	1	1	1	1	1	1	1	1	1	1	1	1		
8CM-9904-B		Piston & stem assy (carb. economizer) with Orange color spring	1	1	1	1	1	1	1	1						
1CM-9904-A		Piston & stem assy (carb. economizer)-with Red color spring			1	1	1	1	1	1						
EAD-9904-A		Piston & stem assy (carb. economizer)										1	1	1		
355067-S7		Screw & I/W (fillister head)-No. 8-32 x 5/16"										3	3	3		
8CM-9927-A		Lever & shaft assy (carb. throttle)-with ball at end of lever for socket type connection	1	1												
8CM-9927-B		Lever & shaft assy (carb. throttle)-with 3/16" dia. hole for throttle rod trunnion			1											
1CM-9927		Lever & shaft assy (carb. throttle)				1	1	1	1	1						
352895-S8		Pin-1/16" O.D. x 3/4" long	1	1	1	1	1	1	1	1	1	1	1	1		
352892-S8B		Screw (fillister hd dog point)-No. 10-32 x 1/8"-throttle adjusting	1	1	1	1	1	1	1	1	1	1	1	1		
8BA-9941-A		Plug (carb. throttle boss)-9/32" O.D. x 9/64" thick	1	1	1	1	1	1	1	1						
EAC-9941-A		Plug (carburetor throttle boss)										1	1	1		

* Used with but not part of carburetor

Carburetor—Continued

CARBURETOR CHART—CONTINUED

PART NUMBER	CLASS	PART NAME	CARBURETOR																				
			8CM-9510-A	8CM-9510-D	8CM-9510-G	1CM-9510-G	1CM-9510-K	1CM-9510-N	1CM-9510-S	1CM-9510-Z	EAC-9510-E	EAC-9510-G	EAC-9510-J										
			NUMBER REQUIRED																				
		8CM-9943-A Tube (carb. air horn vent)-die casting	1																				
		8CM-9943-B Tube (carb. air horn vent)-stamping		1	1	1	1	1	1	1	1												
		350022-S8B Screw & L/W assy (fillister hd)-No. 5-40 x 1/4"	2	2	2	2	2	2	2	2	2												
		8CM-9944 Plug (carb. float needle seat)-5/8"-24	1	1	1	1	1	1	1	1	1	1	1	1	1								
		8CM-9945 Gasket (carb. float needle seat plug)	1	1	1	1	1	1	1	1	1	1	1	1	1								
		8CM-9946 Pin (groove)-carb. choke plate stop-3/4" x 3/32"	1	1	1	1	1	1	1	1	1												
		8CM-9958 Spring (carb. float)-1/2" O.D. x 1-3/8" long	1	1	1	1	1	1	1	1	1	1	1	1	1	1							
		8CM-9983 Venturi (carb. secondary)-repl. by 8EL-9983	1	1	1																		
		8EL-9983 Venturi (carb. secondary)	1	1	1	1	1	1	1	1	1												
		8CM-9984 Plate (carb. main body cover)	1	1	1	1	1	1	1	1	1												
		8CM-9985 Gasket (carb. main body cover plate)	2	2	2	2	2	2	2	2	2												
		EAD-9985-A Gasket (carb. main body cover plate)												1	1	1							
		8CM-9986 Spring (carb. accel. pump rod packing)-1/4" I.D. x 13/16" long-9 coils	1	1										1	1	1							
		8CM-9987 Ring (carb. accel. pump piston operating rod retainer)-7/32" I.D.	1	1																			
		8CM-9988 Stud (carb. pump operating rod)-No. 8-32	1	1	1	1	1	1	1	1	1												
		EAD-9988-A Stud (carb. pump operating rod)												1	1	1							
		352200-S Cotter pin-3/64" x 3/8"	1	1	1	1	1	1	1	1	1												
		8CM-9991-A Tube assy (carb. main well)	2																				
		8CM-9991-B Tube assy (carb. main well)		2	2	2	2	2	2	2	2												
		8CM-9991-C Tube assy (carb. main well)	2																				
	NS	EAD-9991-A Tube assy (carb. main well)-replaced by EAM-9991-A												2	2	2							
		EAM-9991-A Tube assy (carburetor main well)												2	2	2							

CHASSIS PARTS CATALOGUE

Carburetor—Continued

CARBURETOR CHART—CONTINUED

PART NUMBER	CLASS	PART NAME	CARBURETOR																				
			8CM-9510-A	8CM-9510-D	8CM-9510-G	1CM-9510-G	1CM-9510-K	1CM-9510-N	1CM-9510-S	1CM-9510-Z	EAC-9510-E	EAC-9510-G	EAC-9510-J										
			NUMBER REQUIRED																				
		●8CM-9995-A Kit (carb. metering repair)-normal to 5,000 ft. altitude -consists of the following (2) 8CM-9533-A Jet (2) 8CM-9542 Jet (1) 8CM-9594 Valve (1) 8CM-9904-B Piston (2) 8CM-9991-C Tube	1																				
		8CM-9995-D Kit (carb. metering repair)-normal to 5,000 ft. altitude -consists of the following (2) 8CM-9533-D Jet (2) 8CM-9542 Jet (1) 8CM-9594 Valve (1) 8CM-9904-B Piston (2) 8CM-9991-B Tube		1	1	1	1	1	1	1	1												
		1CM-99522 Screen & retainer assy (carb. filter)		1	1	1	1	1	1	1	1	1	1	1	1	1							
		8CM-99523 Piston assy (automatic choke)	1	1	1	1	1				1												
		*8EL-99523 Piston assy (automatic choke)						1	1														
		*EAC-99523-A Piston assy (automatic choke)										1	1	1									
		8CM-99524 Kit (carb. conversion)-consists of the following (2) 8CM-9533-D Jet (2) 8CM-9991-C Tube	1																				
		8CM-99525 Kit (carb. float & float spring)-consists of the following (1) 8CM-99550 Float (1) 8CM-9958 Spring	1	1	1	1	1	1	1	1	1	1	1	1	1	1							
	NS	8CM-99526 Screen (carb. filter)-used with 8CM-9224-A or B-replaced by 1CM-99522		1	1	1	1	1	1	1	1												
		8CM-99527 Spring (carb. filter screen ret.)-used with 8CM-9224-A or B		1	1	1	1	1	1	1	1	1	1	1	1								
	NS	8CM-99528 Retainer (carb. filter spring)-used with 8CM-9224-A or B-replaced by 1CM-99522		1	1	1	1	1	1	1	1												
		EAC-99532-A Lever assy (carb. throttle)-loose													1	1							
		EAC-99533-A Spring (carb. throttle lever)													1	1							
		EAC-99534-A Screw (carb. dashpot adjusting)													1	1							
		34079-S7 Nut (hex)-No. 10-32-use with EAC-99534-A													1	1							
		EAC-99535-A Lever assy (carb. dashpot pick-up)													1	1							

Use for service on 8CM-9510-B by replacing 8CM-9533-A with 8CM-9533-B, and on 8CM-9510-C by replacing 8CM-9533-A with 8CM-9533-C

* Used with but not part of carburetor

MERCURY

CHASSIS PARTS CATALOGUE

Carburetor—Continued

CARBURETOR CHART—CONTINUED

PART NUMBER	CLASS	PART NAME	CARBURETOR																				
			8CM-9510-A	8CM-9510-D	8CM-9510-G	1CM-9510-G	1CM-9510-K	1CM-9510-N	1CM-9510-S	1CM-9510-Z	EAC-9510-E	EAC-9510-G	EAC-9510-J										
			NUMBER REQUIRED																				
		EAC-99536-A Retainer (carb. dashpot check valve)-use with 1CM-99547											1	1									
		EAC-99538-A Spring (carb. dashpot check valve)-used with 1CM-99547											1	1									
		EAC-99539-A Pin (carb. dashpot pick-up lever spring retaining)											1	1									
		1CM-99547 Ball (carb. pressure dist.)-Nylon-1/8" dia.				1	1	1	1	1	1	1	1	1									
		EAD-99549-A Screw (carburetor choke plate)-old #EAD-9549-A											4	4	4								
		*OEL-99557 Shaft & lever assy (choke hsg.)-used with OEL-9851							1	1													
		*EAC-99557-A Shaft & lever assy (choke hsg.)-used with EAC-9950-A											1	1	1								
		*34902-S8 Lockwasher (internal tooth)-No. 8							1	1			1	1	1								
		*355829-S7 Nut (hex)-No. 8-36							1	1			1	1	1								
		*352893-S8 Spacer-7/16" O.D. x 5/64" thick							1	1			1	1	1								
		1CM-99560 Dashpot assy (carb.)						1	1														
	NS	EAC-99560-A Dashpot assy (carb.)-replaced by EAC-99560-B												1									
		EAC-99560-B Dashpot assy (carb.)-with pressure distributor nylon ball, spring and retainer																			1		
		367365-S7 Lockwasher (special)-carb. dashpot							1	1					1	1							
		357364-S34 Screw (hex-hd)-No. 10-32 x 39/64"-dashpot adj.							1	1					1	1							
		EAD-99569-A Washer (carb. air bleed screen)												1	1	1							
		EAA-99571-A Gasket (carburetor fuel inlet seat screw)							1	1					1	1							
		Gasket (carburetor dashpot cap)							1	1					1	1							
		EAC-99573-A Spring (carb. dashpot operating lever)													1	1							
		EAD-99575-A Screw (carb. air cleaner anchor)													1	1	1						
		1CM-99586-A Extension(carb. throttle lever)	1	1	1	1	1	1					1										
		EAC-99588-A Cap (carburetor dashpot)																			1	1	
	NS	EAD-99965-A Gasket (dashpot to throttle body)-replaced by EAA-99571-A							1	1											1	1	
		EAD-99983-A Cover & plugs assy (carb. main body)													1	1	1						
		34804-S8 Lockwasher-No. 12													4	4	4						
		31079-S7 Screw (fillister-hd)-No. 12-24 x 5/8"													4	4	4						
		EAD-99985-A Clamp (carb. econ. body cover)													1	1	1						
		EAD-99986-A Extension assy (carb. nozzle tube)													1	1	1						

* Used with but not part of carburetor

CHASSIS PARTS CATALOGUE

PART NUMBER	CLASS	PART NAME	NO. REQ'D	MODEL	YEAR
Air Cleaners					
8CM 9600-A1	NS	Air cleaner & silencer assy (oil bath)-without elbow-special equipment-repl. by (1) 8CM-9600-A5 and (1) LCM-9663-B	1	9M,OM	49-50
8CM 9600-A5		Air cleaner & silencer assy (oil bath)-with elbow	1	9M,OM,1M	49-51
8CM 9600-B3	NS	Air cleaner & silencer assy (dry type)-replaced by 8CM-9600-A1	1	9M	49
		OCM-99622 Gasket (air cleaner element)	1	9M,OM,1M	49-51
EAC 9600-B	NS	Air cleaner & silencer assy (oil bath)-standard and O/Drive trans.-replaced by EAC-9600-F1 & F2	1	MA	52
EAC 9600-C	NS	Air cleaner & silencer assy (oil bath)-Standard and O/Drive trans.-part number changed to EAC-9600-B2	1	MA	52
EAC 9600-D	NS	Air cleaner & silencer assy (oil bath)-with elbow used with 60 amp. generator-replaced by EAB-9600-F	1	MA	52
EAC 9600-F1		Air cleaner & silencer assy (oil bath)-not used with 60 amp. gen.	1	MA	52-53
EAC 9600-F2		Air cleaner & silencer assy (oil bath)-with offset cut out at lower diameter of cleaner-not used with 60 amp. gen.	1	MA	52-53
EAB-9600-F		Air cleaner & silencer assy (oil bath)-used with 60 amp. generator	1	MA	52-53
		EAC-99629-A Stud (carb. air cleaner retainer)-with wing nut-use with EAC-9600-F1 & F2	1	MA	52-53
		EAD-99654-A Gasket (air cleaner to carburetor)-Treated Paper-use with EAC-9600-F1	1	MA	52-53
		EAC-99654-A Gasket (cleaner to carburetor)-cork & Rubber composition-use with EAC-9600-F2	1	MA	52-53
8CM 9608		Gasket (carburetor power jet)	1	9M,OM,1M,MA	49-53
OCM 9628		Clamp assy (carburetor air cleaner)	1	9M,OM,1M	49-51
		34129-S2 Nut (square)-1/4"-20	1	9M,OM,1M	49-51
8CM 9629-A		Brace (air cleaner)-has 29/64" dia. hole at one end and oblong hole at other end-used with 8CM-9600-A1	1	9M,OM	49-50
8CM 9629-C	NS	Brace (air cleaner)-has 27/64" diameter hole at one end and slotted at other end-also has 2" long bend at lower end-repl. by LCM-9663-B	1	9M,OM	49-50
		20310-S8 Bolt (hex-hd)-5/16"-18 x 1/2"-brace to air cleaner	1	9M,OM,1M	49-51

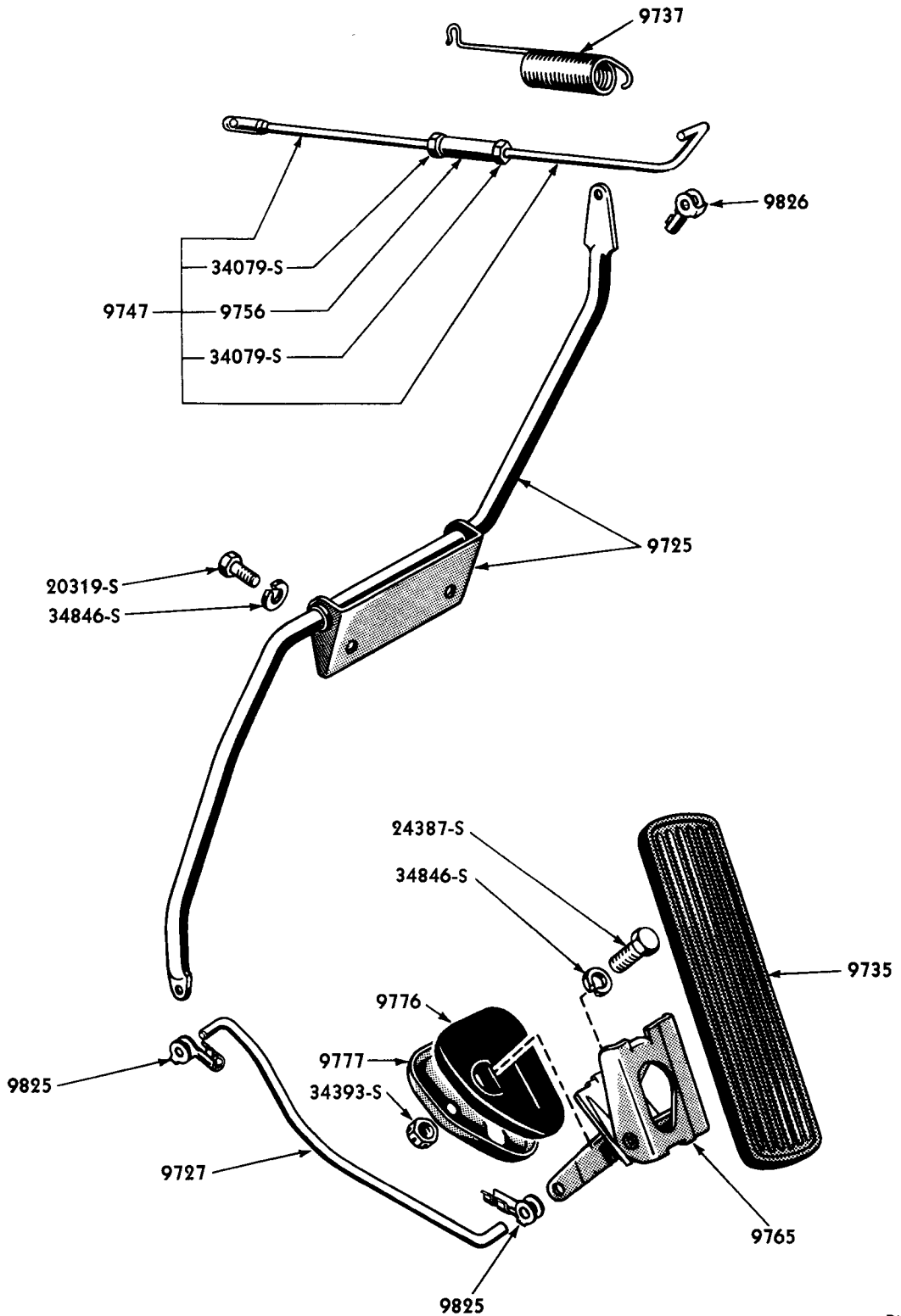
MERCURY

CHASSIS PARTS CATALOGUE

PART NUMBER	DEPT.	PART NAME	NO. REQ'D	MODEL	YEAR
Air Cleaners—Continued					
		24448-S8 Bolt (hex head)-3/8"-16 x 1-3/8"-air cleaner brace to cylinder block	1	OM,LM	50-51
		34806-S7 Lockwasher-5/16"-air cleaner to brace	1	9M,OM,LM	49-51
		351355-S Washer (flat)-21/64" x 5/8"-air cleaner to brace	1	9M,OM,LM	49-51
8CM 9631		Piston assy (carburetor accelerator pump)	1	9M,OM,LM	49-51
EAD 9631-A		Piston assy (carburetor accelerator pump)	1	MA	52-53
78 9632		Washer (carb. accel. pump piston return spring ret.) -7/16" square	1	9M,OM,LM,MA	49-53
78 9636		Spring (carburetor accelerator pump piston return)-.330" I.D.-22 coils	1	9M,OM,LM,MA	49-53
8CM 9636-A		Spring (carb. accelerator pump piston operating rod) -upper-.270" I.D.-17 coils-2-1/2" long-use with 8CM-9531-A	1	9M,OM,LM	49-51
8CM 9636-B		Spring (carb. accelerator pump piston operating rod) -.270" I.D.-22 coils-3-3/16" long-use with 8CM-9531-B	1	9M,OM,LM,MA	49-53
78 9650	NS	Spring (carb. accelerator pump piston cup expander)-replaced by 8CM-9631	1	9M,OM	49-50
8EL 9654		Gasket (air cleaner to carburetor)	1	9M,OM,LM	49-51
1CM 9663-B		Brace (air cleaner)	1	9M,OM,LM	49-51
EAC 9663-A		Brace (carb. air cleaner)-used with EAC-9600-D only	1	MA	52
1CM 9681-A		Ball (carb. throttle lever)	1	9M,OM,LM	49-51
8CM 9685-B	NS	Valve assy (exh. control)-2-1/4" dia. counterweight-replaced by MAK-9685-A Kit	1	9M,OM	49-50
OCM 9685-A		Valve assy (exh. control)-4" dia. counterweight	1	9M,OM,LM	49-51
OCM 9685-B	NS	Valve assy (exh. control)-serviced in MAK-9685-A Kit	1	9M,OM,LM	49-51
MAK 9685-A		Kit (exhaust control valve replacement)-consists of the following (1) OCM-9685-B Valve (2) 8CM-9448-A Gasket	1	9M,OM,LM	49-51
EAC 9685-A		Valve assy (exhaust control)	1	MA	52-53
8EL 9688		Spring (exhaust thermostat control valve)	1	9M,OM,LM	49-51

CHASSIS PARTS CATALOGUE

Accelerator



PM-285

1949 ACCELERATOR AND CONTROL LINKAGE

Basic numbers only shown on illustration. Order by Part Numbers shown in list of parts.

MERCURY

CHASSIS PARTS CATALOGUE

PART NUMBER	PART NAME	NO. REQ'D	MODEL	YEAR 19__
Accelerator-Continued				
\$1M 7325	Rod assy (trans. manual shaft)- 22-5/8" overall length	1	OM,1M	50-51
\$MA-7325-B	Rod assy (trans. manual shift)- 15-1/16" approx. overall length	1	MA	52-53
\$8M-7353	Sleeve (trans. gear shift rod adjusting)	1	OM,1M,MA	50-53
\$AB 7353-A	Sleeve (trans. gear shift rod adjusting)	1	OM,1M,MA	50-53
	352358-S Pin (self locking)	2	OM,1M,MA	50-53
	\$44722-S8 Washer (flat)-5/16"	2	OM,1M,MA	50-53
	\$351341-S7 Washer (spring)-5/16"	2	OM,1M,MA	50-53
8M 9725-A	Shaft assy (accelerator)-13-3/4" overall width of shaft at flat ends	1	9M	49
●8M 9725-B	Shaft assy (accelerator)-14-3/4" overall width of shaft at flat ends	1	9M,OM	49-50
	20319-S7 Bolt (hex-hd)-5/16"-24 x 9/16"- accel. assy to dash panel	2	9M,OM	49-50
	34846-S2 Lockwasher-5/16"-accelerator assy to dash panel	2	9M,OM	49-50
\$§1M 9725-A	Shaft assy (accelerator)-without (2) holes at upper end of shaft	1	OM,1M	50-51
\$1M 9725-B	Shaft assy (accelerator)-with (2) .270" diameter holes at upper end of shaft-attached to 1M-9833-B bracket and dash	1	OM,1M	50-51
\$1M 9725-C	Shaft assy (accelerator)-attached to side of MA-77230-A and dash	1	1M	51
\$§MA 9725-A	Shaft assy (accelerator)	1	MA	52-53
\$MA 9725-B	Shaft assy (accelerator)	1	MA	52-53
	\$1M-77230-A Shaft assy (trans. control to accelerator)	1	OM,1M	50-51
	\$MA-77230-A Shaft assy (trans. control to accelerator)	1	MA	52-53
	\$1M-77242-A Rod assy (trans. control shaft to transmission)	1	OM,1M	50-51
	\$MA-77242-A Rod assy (trans. control shaft to transmission)	1	MA	52-53
	356254-S2 Washer (flat spring)-1/4"	1	OM,1M,MA	50-53
	44719-S8 Washer (flat)-1/4"	1	OM,1M,MA	50-53
	59A-9825 Clip (rod end clevis)	1	OM,1M,MA	50-53
	24309-S8 Bolt (hex-hd)-1/4"-28 x 1/2"	4	MA	52-53
	24325-S8 Bolt (hex-hd)-1/4"-28 x 5/8"	4	OM,1M	50-51
	34805-S8 Lockwasher-1/4"	4	OM,1M,MA	50-53
	33796-S7 Nut (hex)-1/4"-28	2	OM,1M,MA	50-53

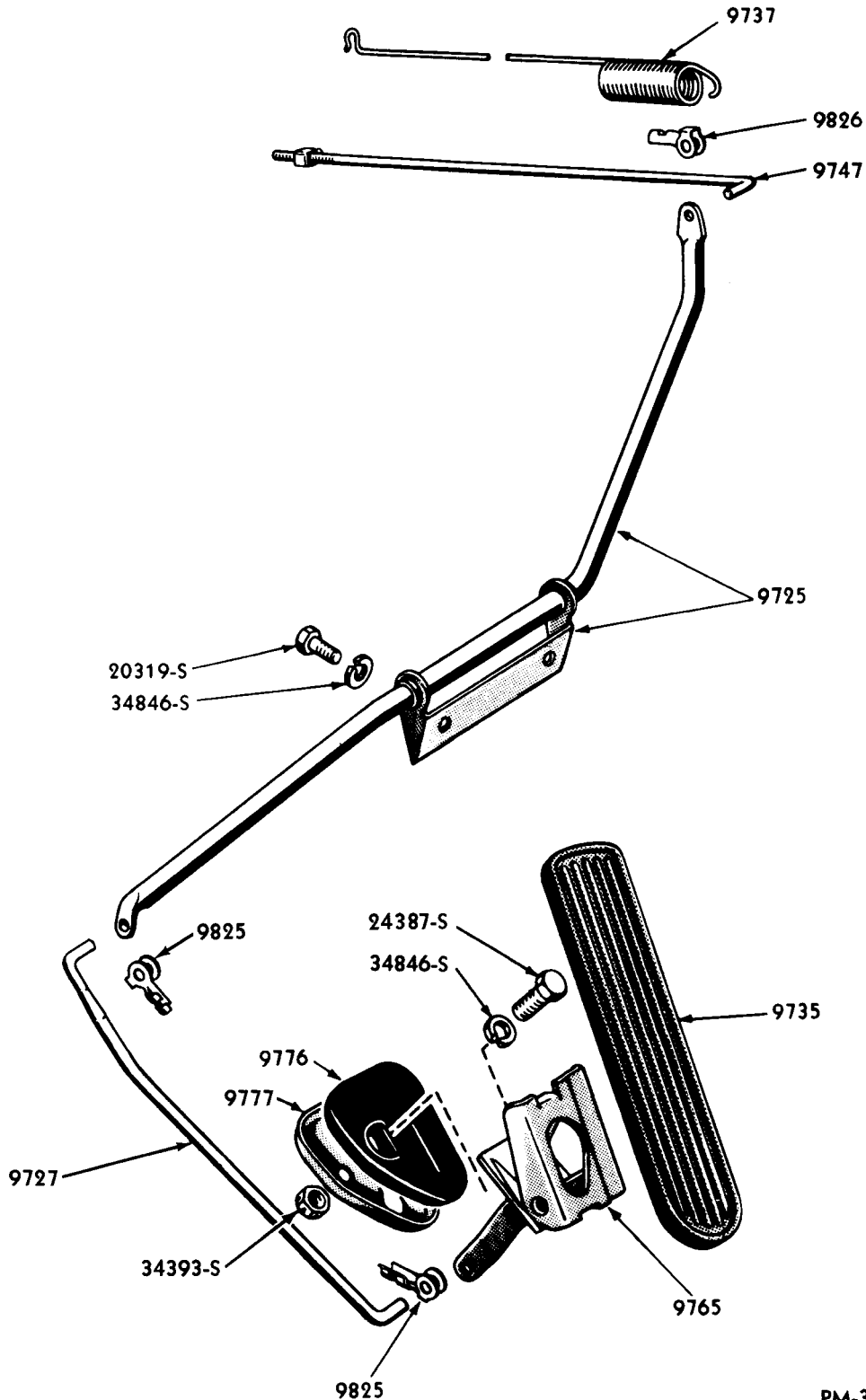
● Used with 8CM-9510-G, H and J Carburetors

§§ Not used with Merc-O-Matic transmission

\$ Used with Merc-O-Matic transmission

CHASSIS PARTS CATALOGUE

Accelerator—Continued



1949-50 ACCELERATOR AND CONTROL LINKAGE

PM-356

Basic numbers only shown on illustration. Order by Part Numbers shown in list of parts.

MERCURY

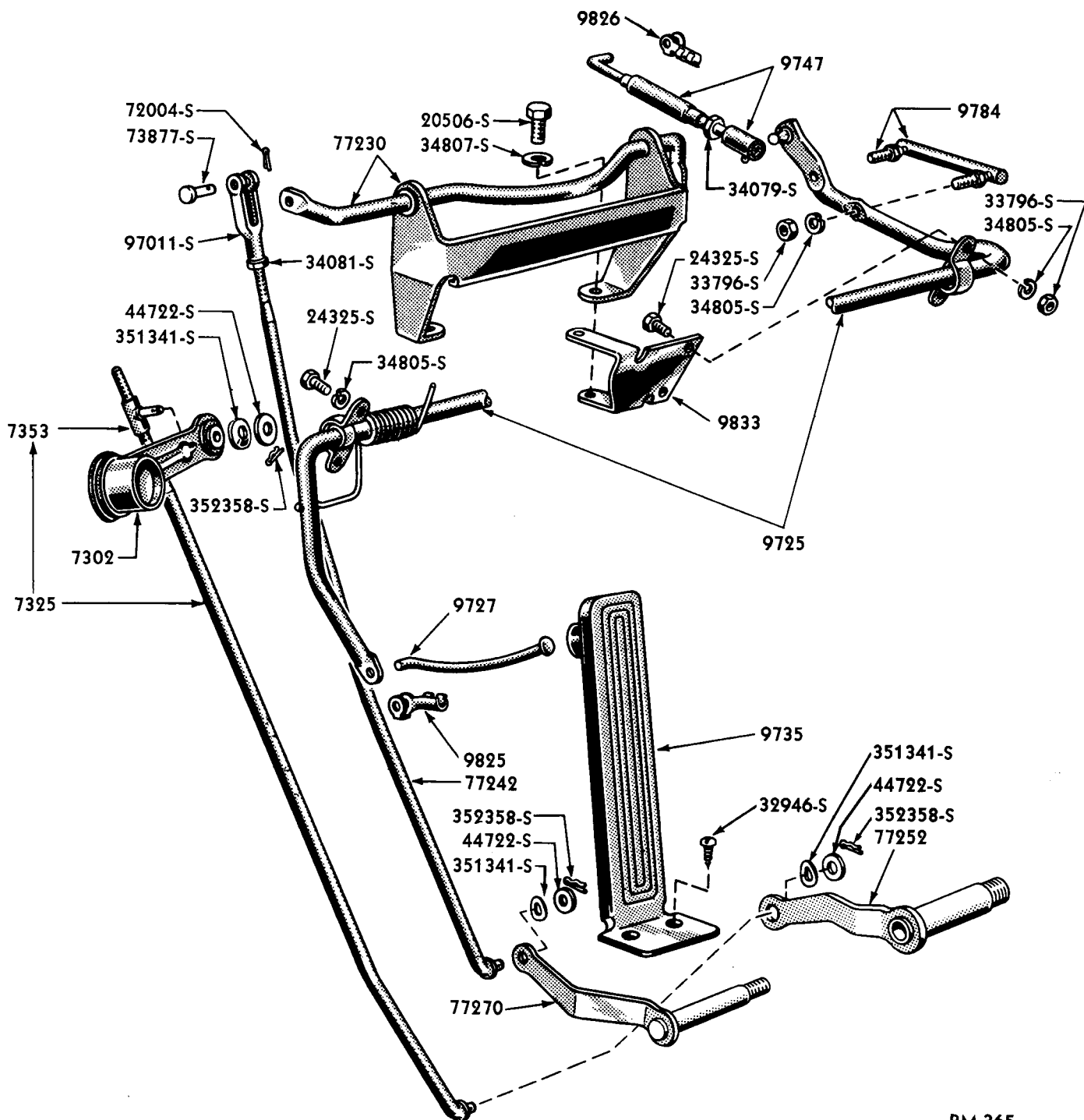
CHASSIS PARTS CATALOGUE

PART NUMBER	PART NAME	NO. REQ'D	MODEL	YEAR
Accelerator-Continued				
8M 9727-A	Rod (accelerator shaft to accelerator pedal)-used with 8M-9735-A pedal and clip assy	1	9M	49
●8M 9727-B	Rod (accelerator shaft to accelerator pedal)-12-1/2" overall length	1	9M,OM	49-50
8M 9727-C	Rod (accelerator shaft to accelerator pedal)-8-13/32" overall length-used with 8M-9725-A accelerator assy and 8M-9735-B accelerator pad and clip assy	1	9M	49
1M 9727	Rod (accelerator pedal to shaft)-approximately 5-3/32" overall length	1	OM,1M	50-51
MA 9727-A	Rod (accel. pedal to shaft)	1	MA	52-53
NS	OA-7013013 Seal (accel. pedal rod)-impregnated Fabric 1-3/4" square x 9/64" thick-make locally	1	OM,1M	50-51
8M 9735-A	Pedal, pad and clip assy (accelerator)-2-11/32" wide x 9" long	1	9M	49
●8M 9735-B	Pedal, pad and clip assy (accelerator)-2" wide x 8-45/64" long	1	9M,OM	49-50
8A 9735-C	Pedal assy (accelerator)-without clip	1	OM,1M	50-51
1M 9735-A	Pedal assy (accel.)-1-3/4" wide x 8-11/16" long	1	1M	51
HAK 9735-A	Kit (accel. pedal extension)-consists of the following (1) 1H-9735-A Pedal (2) 32690-S Screw	1	9M,OM,1M	49-51
MA 9735-B	Pedal assy (accel.)-1-3/4" wide x 8-3/4" long	1	MA	52-53
	32946-S7 Screw (pan head self tapping)-No. 14-10 x 7/8"-pedal to floor pan	2	OM,1M	50-51
	39894-S8 Screw (hex washer-hd self tapping)-1/4"-20 x 5/8"-pedal to floor pan	2	MA	52-53
8M 9737-A	Spring (accelerator pedal retracting)-with 36 coils x 3/4" O.D. x 4-1/4" overall free length	1	9M	49
●8M 9737-B	Spring (accelerator pedal retracting)-with 36 coils x 3/4" diameter x approx. 10-3/4" overall free length	1	9M,OM	49-50
8M 9747-A	Rod assy (accelerator shaft to carburetor)-with ball joint at carburetor throttle end and bent at pedal end-with adjustable nut in center-used with 8M-9725-A to 8CM-9510-D, E and F carburetors	1	9M	49
●8M 9747-B	Rod assy (accelerator shaft to carburetor)-approx. 13-5/16" overall length-with trunnion at throttle end and other end bent at right angle to shaft	1	9M,OM	49-50
	59A-9826 Clip (throttle rod trunnion to carburetor)	1	9M,OM,1M	49-51
8M 9747-C	Rod assy (accelerator shaft to carburetor)-approx. 13-3/8" overall length-with trunnion at throttle end & double bend at pedal end-used with 8M-9725-A and 8CM-9510-G, H and J Carburetors	1	9M	49
	34079-S7 Nut (hex)-No. 10-32-adjusting locknut	1	9M,OM,1M	49-51

● Used with 8CM-9510-G, H and J Carburetors

CHASSIS PARTS CATALOGUE

Accelerator—Continued



PM-365

1950-51 ACCELERATOR AND CONTROL LINKAGE

Basic numbers only shown on illustration. Order by Part Numbers shown in list of parts.

MERCURY

CHASSIS PARTS CATALOGUE

PART NUMBER	PART NAME	NO. REQ'D	MODEL	YEAR 19
Accelerator—Continued				
§§1M 9747-A	Rod assy (accelerator shaft to carburetor)-with 3/16" diameter rod	1	OM,1M	50-51
	§§34079-S7 Nut (hex)-No. 10-32-use with 1M-9747-A	1	OM,1M	50-51
§1M 9747-C	Rod assy (accelerator shaft to carburetor)-with 3/16" diameter rod	1	OM,1M	50-51
§§MA 9747-A	Rod assy (accel. shaft to carb.)	1	MA	52-53
§MA 9747-B	NS Rod assy (accel. shaft to carb.)-part number changed to MA-9747-C-replaced by MA-9747-D	1	MA	52
§MA 9747-C	NS Rod assy (accel. shaft to carb.)-repl. by MA-9747-D	1	MA	52
§MA 9747-D	Rod Assy (accel shaft to carb.)	1	MA	52-53
	59A-9825 Clip (rod clevis)-rod to carb.	1	OM,1M,MA	50-53
	59A-9826 Clip (rod end clevis)	1	OM,1M	50-51
	72015-S Cotter pin-1/16" x 5/8"-rod to carburetor	1	OM,1M,MA	50-53
	34054-S8 Nut (hex)-No. 12-24	1	MA	52-53
	34079-S7 Nut (hex)-No. 10-32	1	OM,1M,MA	50-53
06H 9756	Nut (accelerator shaft to pedal rod adjusting)-used with 8M-9747-A rod assy	1	9M	49
	34079-S7 Nut (hex)-No. 10-32-used with 06H-9756	2	9M	49
8M 9765-A	Hinge and lever assy (accelerator pedal)-used with 8M-9725-A accelerator shaft assy	1	9M	49
●8M 9765-B	Hinge and lever assy (accelerator pedal)-used with 8M-9725-B accelerator shaft assy	1	9M,OM	49-50
	24387-S7 Bolt (hex hd)-5/16"-24 x 1"- hinge and lever assy to floor	1	9M,OM	49-50
	24427-S7 Bolt (hex-hd)-5/16"-24 x 1-1/4" -hinge & lever assy to floor	1	9M,OM	49-50
	34393-S7 Locknut (hex)-5/16"-24-hinge & lever assy to pedal	1	9M,OM	49-50
	34846-S2 Lockwasher-5/16"	1	9M,OM	49-50
8M 9776	Shield (accelerator pedal dust)-Rubber	1	9M,OM	49-50
8M 9777	Cover (accelerator pedal dust shield)	1	9M,OM	49-50
§1M 9784	Rod assy (accelerator shaft to transmission control shaft)-with (2) swival studs	1	OM,1M	50-51
§MA 9784-A	Rod assy (accel. shaft to trans. control shaft)	1	MA	52-53
	34805-S8 Lockwasher-1/4"	2or4	OM,1M,MA	50-53
	33796-S7 Nut (hex)-1/4"-28	2or4	OM,1M,MA	50-53
B 9794-A	Cup (accelerator shaft bracket)	4	9M,OM	49-50
8CM 9817	Tube assy (thermostatic choke control)-outlet-1/4" O.D. tubing-covered with braided asbestos	1	9M,OM,1M	49-51
	8CM-9865 Insulator (thermostatic choke con- trol outlet tube)	1	9M,OM,1M	49-51
8CM 9819	Tube (thermostatic choke control)-outlet	1	9M,OM,1M	49-51
	B-9242-A Ferrule (thermostatic choke control outlet pipe)-for 1/4" O.D. pipe	1	9M,OM,1M	49-51
	357980-S Nut (compression)-7/16"-24-for 1/4" O.D. tube	1	9M,OM,1M	49-51

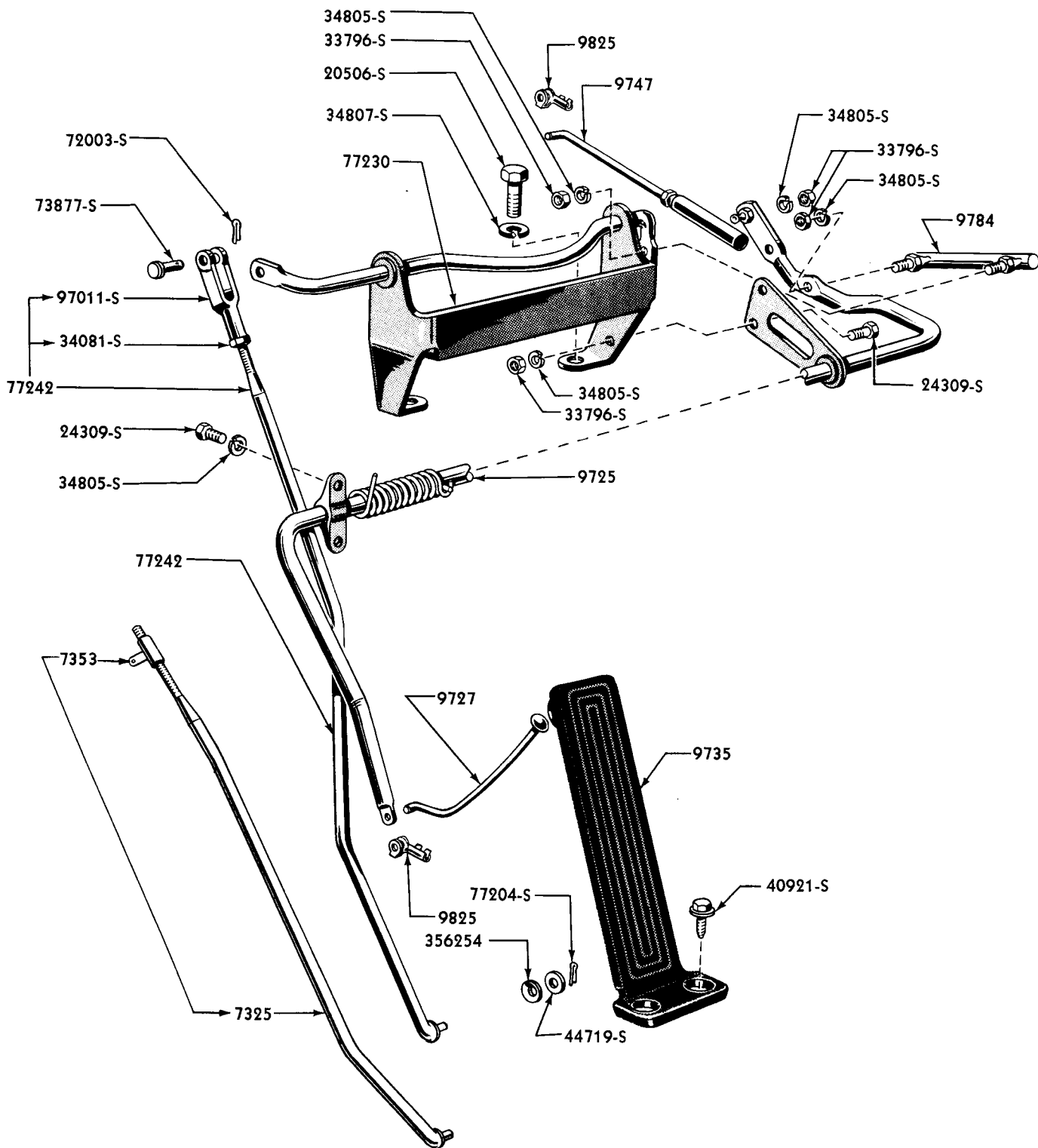
● Used with 8CM-9510-G,H and J Carburetors

§§ Not used with Merc.O.Matic transmission

§ Used with Merc.O.Matic transmission

CHASSIS PARTS CATALOGUE

Accelerator—Continued



1952-53 ACCELERATOR AND CONTROL LINKAGE

PM-550

Basic numbers only shown on illustration. Order by Part Numbers shown in list of parts.



MERCURY

CHASSIS PARTS CATALOGUE

PART NUMBER	PART NAME	NO. REQ'D	MODEL	YEAR
8CM 9820	Tube (thermostatic choke control)-inlet	1	9M,OM	49-50
1CM 9820-A	Tube (thermostatic choke control)-inlet-used without divorced choke	1	OM,1M	50-51
1CM 9820-B	Tube (thermostatic choke control)-inlet-used with divorced choke	1	OM,1M	50-51
EAC 9820-A	NS Tube (thermostatic choke control)-inlet-replaced by EAC-9820-B	1	MA	52
EAC 9820-B	Tube (thermostatic choke control)-inlet	1	MA	52-53
	96H-9242 Ferrule (thermostatic choke control inlet pipe)-for 5/16" O.D. tube	1	9M,OM,1M,MA	49-53
	358248-S Nut (tube attaching)-1/2"-20 for 5/16" O.D. tube	1	9M,OM,1M,MA	49-53
59A 9825-A	Clip (rod end clevis)-R.H.-for 3/16" diameter rod	as reqd	9M,OM,1M,MA	49-53
8M 9825	Clip (rod end clevis)-RH-for 1/4" diameter rod x 7/32" inside width slot at hole end	as reqd	9M,OM	49-50
59A 9826-A	Clip (rod end clevis)-LH-for 3/16" diameter rod	as reqd	9M,OM,1M	49-51
1M 9833-A	Bracket (accelerator shaft to engine)-right rear top side of engine	1	OM,1M	50-51
§1M 9833-B	Bracket (accelerator shaft to engine)	1	1M	51
§§MA 9833-A	Bracket (accelerator shaft to engine)	1	MA	52-53
	20506-S7 Bolt (hex-hd)-3/8"-16 x 1-3/4"	1or2	OM,1M,MA	50-53
	34807-S8 Lockwasher-3/8"	1or2	OM,1M,MA	50-53
8CM 9840	Piston (carburetor choke)	1	9M,OM,1M	49-51
8CM 9842	Clamp (carb. automatic choke thermostat housing)	3	9M,OM,1M,MA	49-53
3CM 9844	Plate (carburetor automatic choke housing)	1	9M,OM,1M	49-51
OEL 9844	Plate (automatic choke housing)	1	OM,1M	50-51
EAC 9844-A	Plate (automatic choke housing)	1	MA	52-53
8CM 9845	NS Packing (automatic choke)-replaced by 96H-9242	1	9M,OM	49-50
8CM 9846	Lever (carburetor choke shaft)	1	9M,OM,1M	49-51
8CM 9848	Housing and thermostat assy (carb. automatic choke)	1	9M,OM,1M	49-51
EAC 9848-A	Housing & thermostat assy (carb. automatic choke)	1	MA	52-53
8CM 9849-A	Housing & plugs assy (carb. automatic choke)-has two holes for attaching screws	1	9M	49
8CM 9849-B	Housing & plugs assy (carb. automatic choke)-has three holes for attaching screws	1	9M,OM,1M	49-51
OEL 9849	Housing & plugs assy (carb. automatic choke)-used with OEL-9851	1	OM,1M	50-51
EAC 9849-A	Housing & plugs assy (carb. automatic choke)-used with EAC-9850-A	1	MA	52-53
EAC 9850-A	Control assy (automatic choke)-attached to intake manifold	1	MA	52-53
OEL 9851	Choke assy (automatic)-attached to intake manifold	1	OM,1M	50-51
8CM 9853	Gasket (carb. automatic choke housing to air horn)-on carburetor	1	9M,OM,1M	49-51
OEL 9853	Gasket (choke thermostat housing)-on intake manifold	1	OM,1M,MA	50-53

§ Used with Merc-O-Matic transmission

§§ Not used with Merc-O-Matic transmission

CHASSIS PARTS CATALOGUE

PART NUMBER	C C A S E	PART NAME	NO. REQ'D	MODEL	YEAR 19__
Accelerator--Continued					
8CM 9865		Insulator (thermostatic choke control outlet tube) -3/8" O.D. x 6-3/4" long-braided asbestos	1	9M,OM,1M	49-51
		358338-S Clip ("C")-insulator to outlet tube	2	9M,OM,1M	49-51
8CM 9867		Strap (thermostatic choke control outlet tube insulator clamping)	2	9M	49
1CM 9869		Rod (automatic choke thermostat)-7-1/4" approx. o/all length-used with divorced choke	1	OM,1M	50-51
EAC 9869-A		Rod (automatic choke thermostat)-5-21/64" approx. overall length-used with divorced choke	1	MA	52-53
8CM 9871		Gasket (carb. automatic choke piston housing)	1	9M,OM,1M	49-51
EAC 9871-A		Gasket (carb. automatic choke piston housing)	1	MA	52-53
8CM 9877-C		Elbow (thermostatic choke control tube)-inlet-with .322"/.325" grooved O.D.	1	9M,OM,1M,MA	49-53
8CM 9884-C		Elbow (thermostatic choke control tube)-outlet-with 1/4" dia. hole-used w/o divorced choke	1	9M,OM,1M	49-51
OEL 9888		Bushing (heat tube to intake manifold)-Brass- .322"/.325" sleeve O.D.-used with 1CM-9424-B	1	OM,1M,MA	50-53
8CM 9890-B		Tube (thermostatic choke control heat)-6-19/32" overall length-used with 1CM-9424-A	1	9M,OM,1M	49-51
1CM 9890-A		Tube (thermostatic choke control heat)-5-39/64" overall length-.340"/.350" I.D.-used with 1CM- 9424-B	1	OM,1M,MA	50-53
1CM 9890-B		Tube (thermostatic choke control heat)-6-13/64" overall length-used with 1CM-9424-C	1	9M,OM,1M	49-51
8CM 9902		Needle (carburetor accelerator pump discharge)	1	9M,OM,1M,MA	49-53
8CM 9904-B		Piston & stem assy (carburetor economizer)-with Orange color spring	1	9M,OM,1M	49-51
1CM 9904-A		Piston & stem assy (carburetor economizer)-with Red color spring	1	9M,OM,1M	49-51
EAD 9904-A		Piston & stem assy (carburetor economizer)	1	MA	52-53
8CM 9927-A		Lever and shaft assy (carburetor throttle)-ball type	1	9M	49
8CM 9927-B		Lever & shaft assy (carburetor throttle)-with 3/16" diameter hole in lever	1	9M,OM	49-50
1CM 9927		Lever & shaft assy (carburetor throttle)	1	OM,1M	50-51
8BA 9941-A		Plug (carburetor throttle boss)	1	9M,OM,1M,MA	49-52
EAC 9941-A		Plug (carburetor throttle boss)-use with EAC-9510-G & J	1	MA	52-53
8CM 9943-B		Tube (carburetor air horn vent)-stamping	1	9M,OM,1M	49-51
8CM 9944		Plug (carburetor float needle seat)-5/16"-24 thread- with slotted head	1	9M,OM,1M,MA	49-53
8CM 9945		Gasket (carburetor float needle seat plug)	1	9M,OM,1M,MA	49-53
8CM 9946		Pin (carburetor choke plate stop)-3/4" x 3/32"	1	9M,OM,1M	49-51
8CM 9958		Spring (carburetor float)-21 coils	1	9M,OM,1M,MA	49-52
8CM 9983	NS	Venturi (carburetor secondary)-replaced by 8EL-9983	1	9M,OM	49-50
8EL 9983		Venturi (carburetor throttle body secondary)	1	9M,OM,1M	49-51

MERCURY

CHASSIS PARTS CATALOGUE

PART NUMBER	PART NAME	NO. REQ'D	MODEL	YEAR
8CM 9984	Plate (carburetor main body cover)	1	9M, OM, 1M	49-51
8CM 9985	Gasket (carburetor main body cover plate)	2	9M, OM, 1M	49-51
EAD 9985-A	Gasket (carburetor main body cover plate)	1	MA	52-53
8CM 9986	Spring (carburetor accelerator pump rod packing)- 5/16" O.D. x 13/16" free length	1	9M	49
8CM 9986	Spring (carburetor accelerator pump rod packing)	1	MA	52-53
8CM 9987	Retainer (carb. accel. pump piston operating rod)- 9/32" O.D., slotted	1	9M	49
8CM 9988	Stud (carburetor pump operating rod)-No. 8-32 thread x 45/64" overall length	1	9M OM, 1M	49-51
EAD 9988-A	Stud (carburetor pump operating rod)	1	MA	52-53
8CM 9991-B	Tube assy (carburetor main well)-No marking on head	2	9M, OM, 1M	49-51
8CM 9991-C	Tube assy (carburetor main well)-letter "S" stamped on head	2	9M	49
EAM 9991-A	Tube assy (carburetor main well)	2	MA	52-53
*8CM 9995-A	Kit (carburetor metering repair)-normal to 5,000 ft. altitude-consists of the following (2) 8CM-9533-A Jet (2) 8CM-9542 Jet (1) 8CM-9594 Valve (1) 8CM-9904-B Piston (2) 8CM-9991-C Tube	1	9M	49
**8CM-9995-D	Kit (carburetor metering repair)-normal to 5,000 ft. altitude-consists of the following (2) 8CM-9533-D Jet (2) 8CM-9542 Jet (1) 8CM-9594 Valve (1) 8CM-9904-B Piston (2) 8CM-9991-B Tube	1	9M, OM, 1M	49-51
§1M-77230	Shaft assy (transmission control to accelerator)	1	OM, 1M	50-51
§MA-77230-A	Shaft assy (trans. control to accelerator)	1	MA	52-53
§20506-S7	Bolt (hex-hd)-3/8"-16 x 1-5/8"- shaft assy to intake manifold to cylinder block	2	OM, 1M, MA	50-52
§34807-S8	Lockwasher-3/8"-shaft assy to intake manifold to cyl. block	2	OM, 1M, MA	50-52
§1M-77242	Rod assy (trans. control shaft to trans.)-with clevis-19-1/4" overall length of rod only	1	OM, 1M	50-51
§MA-77242-A	Rod assy (trans. control shaft to transmission)	1	MA	52-53
§97011-S7	Clevis-1/4"-28	1	OM, 1M, MA	50-53
§72003-S7	Cotter pin-1/16" x 1/2"	1	OM, 1M, MA	50-53
§72004-S	Cotter pin-3/32" x 1/2"	1	OM, 1M, MA	50-53
§34081-S7	Nut (hex)-1/4"-28	1	OM, 1M, MA	50-53
§73877-S7	Pin (clevis)-1/4" x 25/32"	1	OM, 1M, MA	50-53
§44719-S8	Washer (flat)-1/4"	1	OM, 1M, MA	50-53
§356254-S2	Washer (spring)-1/4"	1	OM, 1M, MA	50-53

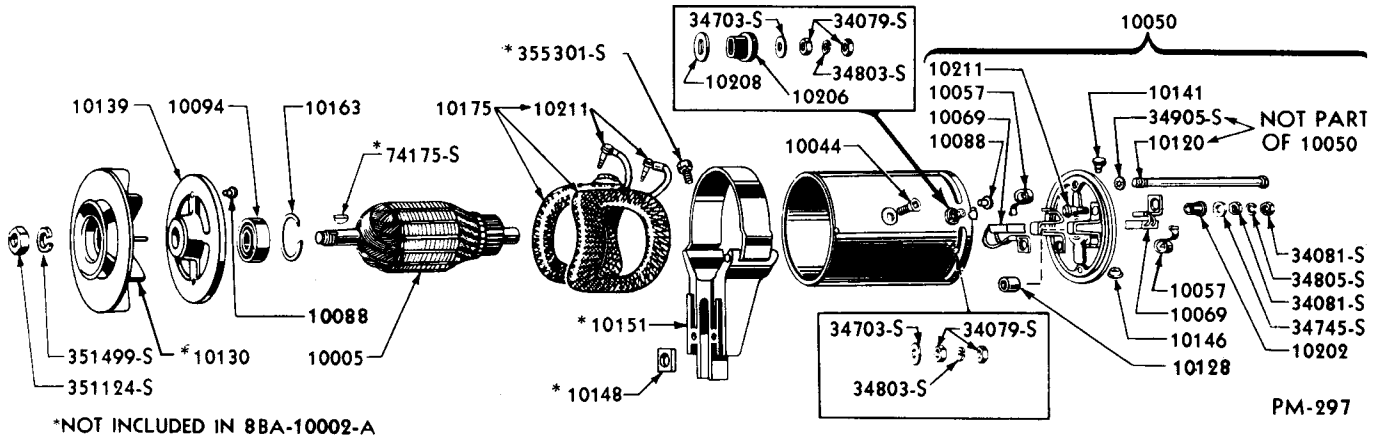
* Use for service on 8CM-9510-B by replacing 8CM-9533-A with 8CM-9533-B, and on 8CM-9510-C by replacing 8CM-9533-A with 8CM-9533-C.

** Use for service on 8CM-9510-E, H; 1CM-9510-H, L, P by replacing 8CM-9533-D with 8CM-9533-E, and on 8CM-9510-F, J; 1CM-9510-J, M, R by replacing 8CM-9533-D with 8CM-9533-F.

§ Used with Merc-O-Matic transmission

CHASSIS PARTS CATALOGUE

Generator



GENERATOR (8BA-10002-A)

Basic numbers only shown on illustration. Order by Part Numbers shown in list of parts.

PART NUMBER	QUANTITY	PART NAME	NO. REQ'D	MODEL	YEAR
		8BA-8620-B Belt (gen. & L.H. water pump)-3/8" wide	1	OM, 1M, MA	50-53
		8CM-8620-A Belt (generator and water pumps)-23/32" wide-Rubber Composition	1	9M	49
		8RD-8620-A Belt (gen. and water pumps)-5/8" wide-55-3/4" circumference-used with 60 Amp. generator	1	9M	49
		EAB-8620-A Belt (gen. and L.H. water pump)-with 60 Amp. generator	1	OM, 1M, MA	50-53
8BA 10002-A	NS	Generator assy (less pulley, bracket and bolt)-30 Amp. replaced by 8BA-10002-D	1	9M, OM	49-50
8BA 10002-B	NS	Generator assy (less pulley, bracket and bolt)-40 Amp.-heavy duty-replaced by 8EL-10002-B generator	1	9M	49
8BA 10002-C	NS	Generator assy (less pulley, bracket and bolt)-60 Amp.-four brush-heavy duty-replaced by FAD-10002-A	1	9M, OM, 1M	49-51
8BA 10002-D	NS	Generator assy (less pulley, bracket and bolt)-35 Amp.-replaced by FAA-10002-A	1	9M, OM, 1M	49-51
8EL 10002-A	NS	Generator assy (less pulley, bracket and bolt)-40 Amp.-two brush type-replaced by 8EL-10002-B	1	9M, OM	49-50
8EL 10002-B		Generator assy (less pulley, bracket and bolt)-40 Amp.-two brush type-use with 8L-10505 or 8M-10505-A	1	9M, OM, 1M	49-51
OM 10002		Generator assy (less pulley, bracket and bolt)-32 Amp.-two brush type-for low speed output-use with 8A-10505-A	1	OM, 1M	50-51
FAA 10002-A		Generator assy (less pulley, bracket and bolt)-35 Amp.-use with FAC-10505-A	1	9M, OM, 1M, MA	49-53
FAD 10002-A		Generator assy (less pulley bracket and bolt)-60 Amp.-heavy duty-use with 8BA-10505-A	1	MA	52-53

CHASSIS PARTS CATALOGUE

PART NUMBER	PART NAME	NO. REQ'D	MODEL	YEAR
Generator—Continued				
24428-S8	Bolt (hex head)-3/8"-16 x 1-1/4"-generator to generator support	1	9M,OM,1M,MA	49-53
34827-S2	Lockwasher-3/8"-generator to generator support	1	9M,OM,1M,MA	49-53
44726-S8	Washer (flat)-3/8"-generator to generator support	1	9M,OM,1M,MA	49-53
356369-S	Washer (flat)-11/16 x 2" shaft to generator front bearing	1	9M,OM,1M,MA	49-53
8BA-10130-A	Pulley (generator)-3-1/8" diameter-used with 8BA-10002-A,B or D and 8EL-10002-A or B generator	1	9M,OM	49-50
8BA-10130-D	Pulley (generator)-3-13/64" dia.-used with 8BA-10002-C generator	1	9M,OM,1M	49-51
8BA-10130-F	Pulley (generator)-2-27/32" diameter-use with 8BA-10002-A,B or D; 8EL-10002-A or B and OM-10002	1	9M,OM,1M	49-51
8BA-10130-K	Pulley (gen.)-3-1/8" dia.-use with 8BA-10002-A,B or D; 8EL-10002-A or B; OM-10002 and FAA-10002-A	1	9M,OM,1M,MA	49-53
FAK-10130-A	Pulley (gen.)-6-7/8" dia.-use with FAD-10002-A	1	MA	52-53
74175-S	Key (woodruff)-No. 6-generator pulley to armature shaft	1	9M,OM,1M,MA	49-53
351496-S	Lockwasher-43/64"-generator pulley to armature shaft	1	9M,OM,1M,MA	49-53
351124-S	Nut (hex)-43/64"-20-generator pulley to armature shaft	1	9M,OM,1M,MA	49-53
21A-10148	Spacer (generator bracket)-1" x 1" x 9/16"	1	9M,OM,1M,MA	49-53
8BA-10151-A	Support assy (generator)-used with 8BA-10002-A,B or D; 8EL-10002-A or B and OM-10002	1	9M,OM,1M	49-51
8BA-10151-B	Support assy (generator)-used with 8BA-10002-C and FAD-10002-A gen.	1	9M,OM,1M,MA	49-53
8BA-10151-C	Support assy (generator)-used with 8BA-10002-D and FAA-10002-A	1	9M,OM,1M,MA	49-53
24389-S8	Bolt (hex-hd)-3/8"-24 x 1"-support to generator	4	9M,OM,1M,MA	49-53
34807-S2	Lockwasher-3/8"-support to generator	4	9M,OM,1M,MA	49-53
34830-S	Lockwasher-9/16"-gen. support to valve chamber cover	1	9M,OM,1M,MA	49-53
34905-S7	Lockwasher (internal tooth)-1/4"-generator support	1	9M,OM,1M,MA	49-53
356075-S7	Nut-9/16"-18-generator support to valve chamber cover	1	9M,OM,1M,MA	49-53
357730-S7	Stud-9/16"-18 and 9/16"-12 x 3"-support to intake man.	1	9M,OM,1M,MA	49-53

CHASSIS PARTS CATALOGUE

Generator—Continued

GENERATOR CHART—CONTINUED

PART NUMBER	CLASS	PART NAME	GENERATOR												
			8BA-10002-A	8BA-10002-B	8BA-10002-C	8BA-10002-D	8EL-10002-A	8EL-10002-B	0M-10002	FAA-10002-A	FAD-10002-A				
			NUMBER REQUIRED												
7RA 10094-B		Bearing (generator front end plate)-21/32 I.D. x 1-37/64" O.D. x 15/32" wide-with Nylon bearing seal-optional with 7RA-10094-A	1	1		1	1	1	1	1					
7RA 10094-B		Bearing (generator rear end plate)-21/32" I.D. x 1-37/64" O.D. x 15/32" wide-with Nylon bearing seal-optional with 7RA-10094-A			1								1		
8BA 10094		Bearing (gen. front end plate)-25/32" I.D. x 2-3/64" O.D. x 19/32" wide			1										
		350189-S8 Bolt and L/W assy (fillister hd)-1/4"-28 x 3/8"-bearing to armature shaft			1								1		
		353383-S Washer (flat)-17/64" I.D. x 55/64" O.D.-bearing to armature shaft			1								1		
19B 10118		Cap (generator rear end plate)-19/64" height			1										
FAA 10118-A		Cap (generator rear end plate)-25/64" height											1		
		31596-S7 Screw (fillister hd)-No. 10-32 x 3/8"-cap to end plate			3										
		42650-S7 Screw and washer assy (rd-hd) -No. 10-32 x 3/8"-cap to end plate											3		
19B 10119-A		Gasket (generator end plate)-2-13/64" O.D.			1										
8EL 10120		Bolt (hex-hd)-1/4"-20 x 7-23/64"-generator thru	2	2		2	2	2	2	2					
8A 10120		Bolt (hex head)-generator through	2	2		2	2	2	2	2					
		34905-S7 Washer (internal tooth)-1/4"-gen. through bolt	2	2		2	2	2	2	2					
78 10128		Bearing (generator oilless)-rear end plate	1	1		1	1	1	1	1					
8BA 10130-A		Pulley (generator)-3-1/8" O.D.	Refer to Basic Number 10002												
8BA 10130-D		Pulley (generator)-3-13/64" O.D.	Refer to Basic Number 10002												
8BA 10130-F		Pulley (generator)-2-27/32" O.D.	Refer to Basic Number 10002												
8BA 10130-K		Pulley (generator)-3-1/8" O.D.	Refer to Basic Number 10002												
FAK 10130-A		Pulley (generator)-6-7/8" O.D.	Refer to Basic Number 10002												
7RA 10139-C		Plate (generator front end)	1	1		1	1	1	1	1					
8BA 10139		Plate (generator front end)			1								1		
B 10141		Cup (generator oil)-rear end plate	1	1		1	1	1	1	1					
B 10141		Cup (distributor oil)	Refer to Basic Number 12130												
B 10141		Cup (water pump oil)	Refer to Basic Number 8504												
18 10142		Band (starter cover)	Refer to Starter Chart												
8BA 10142		Band (generator cover)			1								1		
		34079-S7 Nut (hex)-No. 10-32-generator cover band			1								1		
		27177-S7 Screw (rd-hd)-No. 10-32 x 1-1/2"-generator cover band			1								1		
18 10146		Plug (gen. brush end plate oil)-5/8" O.D. cup	1	1		1	1	1	1	1					
18 10146		Plug (water pump oil wick)-5/8" O.D.-cup type	Refer to Basic Number 8504												
21A 10148		Spacer (generator bracket)-square-1" x 9/16" I.D.	Refer to Basic Number 10002												

CHASSIS PARTS CATALOGUE

Generator—Continued

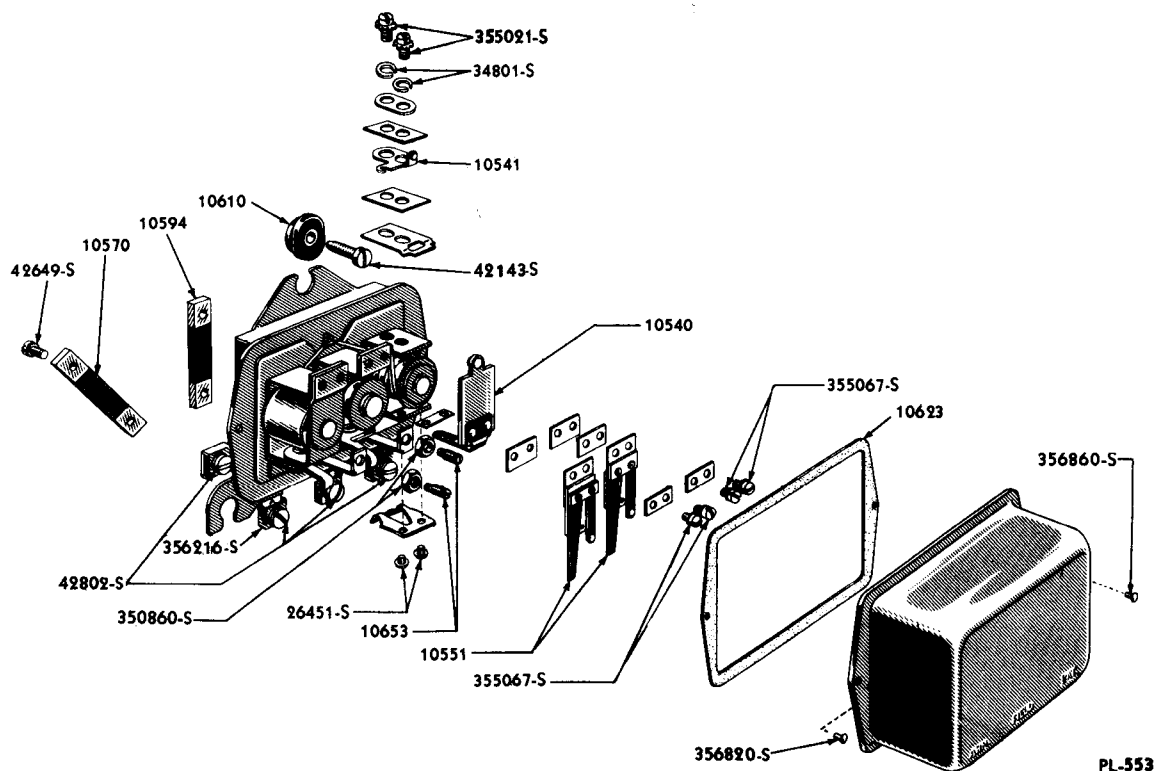
GENERATOR CHART—CONTINUED

PART NUMBER	CLASS	PART NAME	GENERATOR								
			8BA-10002-A	8BA-10002-B	8BA-10002-C	8BA-10002-D	8EL-10002-A	8EL-10002-B	OM-10002	FAA-10002-A	FAD-10002-A
			NUMBER REQUIRED								
8BA 10151-A		Support assy (generator)	Refer to Basic Number 10002								
8BA 10151-B		Support assy (generator)	Refer to Basic Number 10002								
8BA 10151-C		Support assy (generator)	Refer to Basic Number 10002								
99B 10163		Ring (generator bearing stop)-2-5/32" O.D.			1						1
01A 10163		Ring (generator front end plate brg. stop)-1-43/64" O.D. x 3/64" thick	1	1		1	1	1	1	1	
81A 10175-A		Coil assy (generator field)-2 coils	1	1		1				1	
7RA 10175-A		Coil assy (generator field)-2 coils					1	1	1		
8BA 10175		Coil assy (generator field)-4 coils			1						1
7RA 10195-A		Tube (field coil connecting wire)-1-1/2" long	1	1		1	1	1	1	1	3
7RA 10195-B		Tube (field coil lead connection insulating)-1-3/4" long			3						
01A 10202		Insulation (gen. rear end plate terminal screw)	1	1		1	1	1	1	1	
19B 10202		Bushing (generator field terminal insulation)			1						1
8BA 10202		Insulator (generator terminal)			2						2
81A 10206		Insulator (generator frame terminal screw)-outer	1	1		1	1	1	1	1	
81A 10208		Insulator (generator end plate)-inner	1	1	2	1	1	1	1	1	1
81A 10208		Insulator (gen. frame field terminal screw)-inner	1	1	1	1	1	1	1	1	
8BA 10209		Washer (gen. field terminal)-inner-43/64" O.D.			1						1
01A 10211		Screw (gen. rear end plate terminal)-1/4"-28 x 1"	1	1		1	1	1	1	1	
11A 10211-B		Screw (rd-hd slotted shoulder)-No. 10-32 x 1"-gen. frame terminal	2	2	2	2	2	2	2	2	2
8BA 10211-A		Screw (generator terminal)-1/4"-28 x 1-11/32"			1						1
8BA 10211-B		Screw (generator terminal)-1/4"-28 x 1"			1						1
		34079-S7 Nut (hex)-No. 10-32-screw to frame	2	2	2	2	2	2	2	2	2
		33796-S7 Nut (hex)-1/4"-28-screw to end plate	2	2	2	2	2	2	2	1	2
		44713-S8 Washer (flat)-No. 10-screw to frame	2	2	4	2	3	3	3	3	4
		44719-S8 Washer (flat)-1/4"-screw to end plate			2						2
		356210-S8 Washer (flat)-9/32" I.D. x 9/16" O.D.-screw to end plate				1	1	1	1	1	

Voltage Regulator

PART NUMBER	CLASS	PART NAME	NO. REQ'D	MODEL	YEAR 19__
51A 10505-A	NS	Regulator assy (generator)-30 amp	1	9M	49
5EH 10505-C		Regulator assy (generator)-40 amp-two piece base-use with 8BA-10002-B or 8EL-10002-A	1	9M	49
8A 10505-A		Regulator assy (gen.)-32 amp-use with OM-10002	1	OM,1M,	50-51
8BA 10505-A		Regulator assy (generator)-60 amp-use with 8BA-10002-C and FAD-10002-A	1	9M,OM,1M,MA	49-53

Voltage Regulator—Continued



VOLTAGE REGULATOR (51A-10505-A)

Basic numbers only shown on illustration. Order by Part Numbers shown in list of parts.

PART NUMBER	CLASS	PART NAME	NO. REQ'D	MODEL	YEAR
8L 10505		Regulator assy (generator)-40 amp-one piece base-use with 8EL-10002-A or B and 8BA-10002-B	1	9M,OM,1M	49-51
8M 10505-A		Regulator assy (generator)-36 amp-use with 8EL-10002-A or B and 8BA-10002-A or D	1	9M,OM,1M	49-51
FAC 10505-A		Regulator assy (generator)-35 amp-use with FAA-10002-A,8EL-10002-A or B and 8BA-10002-A or D	1	9M,OM,1M,MA	49-53
		24426-S8 Bolt (hex-hd)-5/16"-18 x 1-1/4"-reg. to fender apron or dash panel	4	9M,OM,1M,MA	49-53
		34806-S7 Lockwasher-5/16"-reg. to dash panel or fender apron	1	9M,OM,1M,MA	49-53
		33797-S7 Nut (hex)-5/16"-18-regulator to dash panel or fender apron	4	9M,OM,1M,MA	49-53
		34079-S7 Nut (hex)-No. 10-32-current limiter cores to reg. base	3	9M,OM,1M,MA	49-53
		356216-S7 Retainer (terminal)-for regulator terminals	4	9M,OM,1M,MA	49-53
		42802-S8 Screw & lockwasher assy (pan hd)-No. 10-32 x 3/8"-for regulator terminals	4	9M,OM,1M,MA	49-53
		52805-S7 Screw (pan hd)-No. 14-14 x 3/4"-reg. to dash panel or fender apron	3	9M,OM,1M,MA	49-53
		44723-S8 Washer (flat)-5/16"-reg. to fender apron	4	MA	52-53

CHASSIS PARTS CATALOGUE

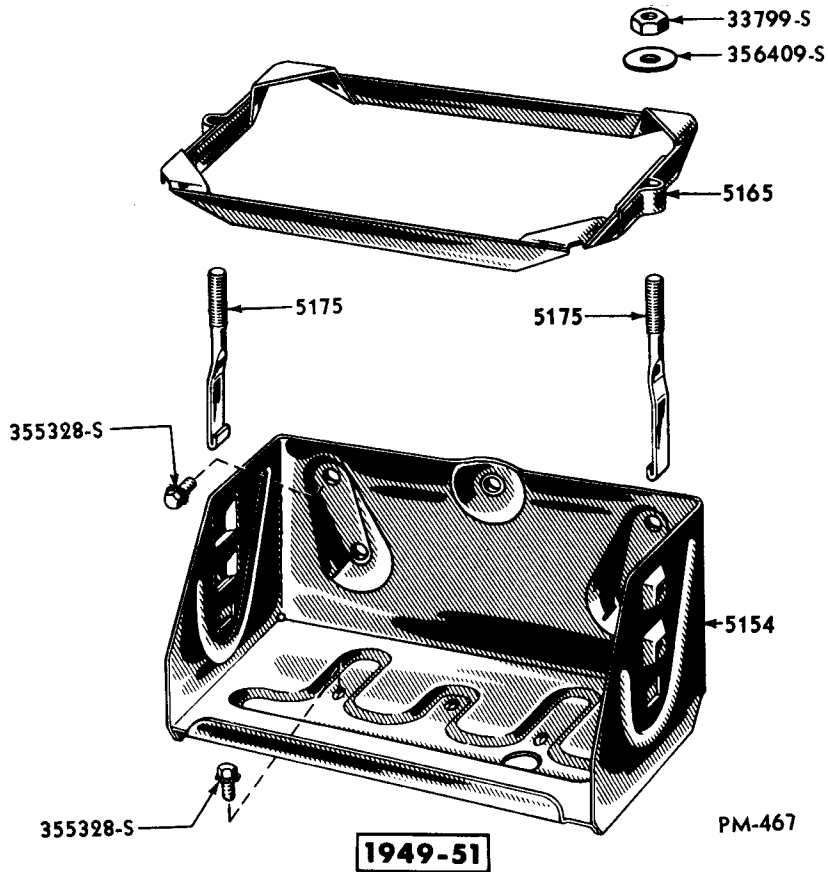
Voltage Regulator—Continued

VOLTAGE REGULATOR CHART

PART NUMBER	CLASS	PART NAME	VOLTAGE REGULATOR											
			51A-10505-A		5EH-10505-C	8A-10505-A	8BA-10505-A		8M-10505		8L-10505	FAC-10505-A		
			NUMBER REQUIRED											
19B 10522		Insulator (current limiter contact post)					2							
19B 10522		Insulator (voltage limiter contact post)					2							
19B 10523-C		Screw (current limiter armature adjusting)- No. 10-32 x 5/8"					1							
19B 10523-C		Screw (current limiter armature adjusting)- lower-No. 10-32 x 5/8"					1							
19B 10523-C		Screw (cutout magnet frame)-No. 10-32 x 5/8"					1							
19B 10523-D		Screw (current limiter armature adjusting)- upper-No. 10-32 x 11/16"					1							
19B 10523-D		Screw (voltage limiter armature adjusting)- upper-No. 10-32 x 11/16"					1							
		350860-S Nut (hex check)- No. 10-32					5							
19B 10524		Insulator (current limiter unit contact post)					2							
19B 10524		Insulator (voltage limiter frame)					2							
19B 10535		Point (cutout unit main contact)					1							
81A 10540-B		Armature assy (regulator cutout)	1		1									
8A 10540		Armature assy (regulator cutout)				1			1		1		1	
19B 10540-C		Armature assy (regulator cutout)					1							
		26451-S7 Screw (rd-hd)-No. 6-32 x 3/16"-cutout armature spring to cutout frame	2		2		2		2		2		2	
01A 10541-B		Point and post assy (cutout contact)	1		1									
8A 10541		Point and post assy (cutout contact)				1			1		1		1	
		355021-S7 Screw & lockwasher assy (pan hd)-No. 6-32 x 21/64"-cutout contact post to cut- out frame	2		2	2			2		2		2	
01A 10551-A		Armature assy (current limiter)-Steel hinge	1		1									
01A 10551-A		Armature assy (regulator)-Steel hinge	1		1									
01A 10551-B		Armature assy (regulator)-Bimetal hinge	1		1									
11AS 10551		Armature assy (voltage limiter)					1							
19B 10551-B		Armature assy (regulator unit)					1							
51A 10551		Armature assy (regulator)	1		1									
8A 10551		Armature assy (regulator)				1			1		1		1	
		355022-S7 Screw & lockwasher assy (pan hd)-No. 6-32 x 5/16"-armature assy to post					4							
		355067-S7 Screw & lockwasher assy (fillister hd)-No. 8- 32 x 5/16"-regulator armature to reg.	4		4	4			4		4		4	

CHASSIS PARTS CATALOGUE

Battery



BATTERY TRAY AND RELATED PARTS

Basic numbers only shown on illustration. Order by Part Numbers shown in list of parts.

PART NUMBER	QTY	PART NAME	NO. REQ'D	MODEL	YEAR
8M-5154-B		Tray (battery support)	1	9M,OM,1M	49-51
355328-S2		Bolt and lockwasher (hex hd)- 1/4"-28 x 1/2"-tray to apron and fender	4	9M,OM,1M	49-51
51A-5165-B		Clamp assy (battery)	1	9M,OM,1M,MA	49-53
33799-S7		Nut (hex) 3/8"-16-clamp to battery support	2	9M,OM,1M,MA	49-53
33897-S8		Nut (wing)-3/8"-16-clamp to battery support	2	9M,OM,1M,MA	49-53
356385-S7		Washer (cup)-2/164" I.D. x 1-5/16" O.D.-clamp to battery support	2	9M,OM,1M,MA	49-53
356405-S8		Washer (flat)-3/8"-clamp to battery support	2	9M,OM,1M,MA	49-53
78-700045-A		Washer (clamp to battery tray)- Rubber	2	9M,OM,1M,MA	49-53
8M-5175-A		Bolt (battery clamp)-5-1/4" overall length-hooked-with 3/8"-16 thread -used with large battery	2	9M,OM,1M,MA	49-53

MERCURY

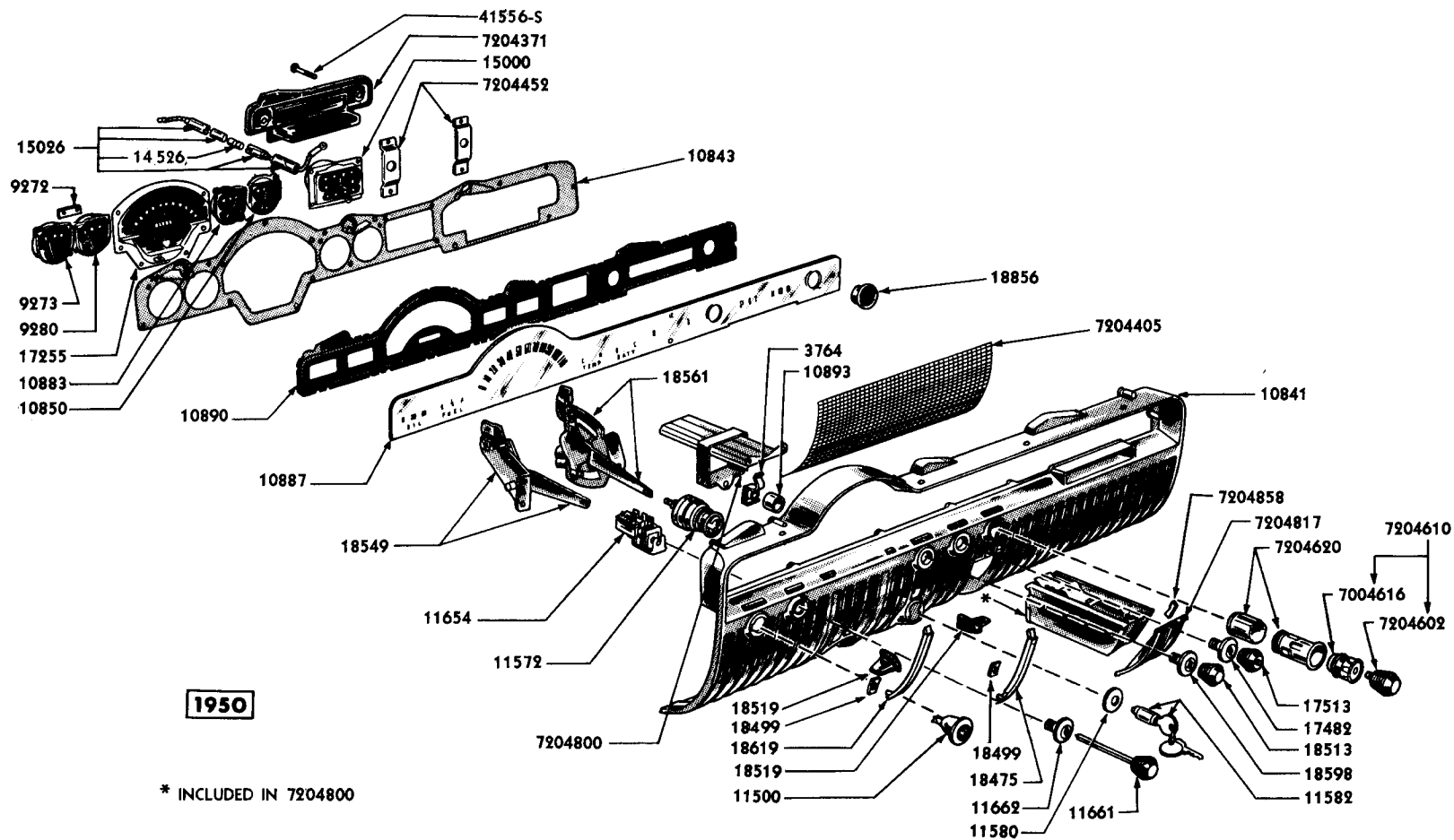
CHASSIS PARTS CATALOGUE

PART NUMBER	PART NAME	NO. REQ'D	MODEL	YEAR
	Battery—Continued			
	BA-5175-A Bolt (battery clamp)-3-7/8" overall length-hooked-with 3/8"-16 thread -used with small battery	2	9M,OM,1M,MA	49-53
06H 10655-A	Battery assy-51-plate-6 volt-120 amp. hour-10-5/8" x 7-5/16" x 8-5/16"	1	9M,OM,1M,MA	49-53
8M 10655-C	Battery assy-51 plate-6 volt-100 amp. hour-10-9/16" x 7-1/4" x 7-3/32"	1	9M,OM,1M,MA	49-53
01A 10664	Washer (non-flooding cover)	3	9M,OM,1M,MA	49-53
01A 10720	Plug (battery filler)	3	9M,OM,1M,MA	49-53
BC 10732-B	Support assy (battery)	1	MA	52-53
	24324-S7-8 Bolt (hex hd)-1/4"-20 x 5/8"-support to fender apron & deflector	1	MA	52-53
	24347-S8 Bolt (hex hd)-5/16"-24 x 3/4"-support to fender apron and deflector	1	MA	52-53
	43263-S8 Bolt and washer (hex hd)-1/4"-20 x 5/8"-support to fender apron and deflector	1	MA	52-53
	43263-S8 Bolt and washer (hex hd)-1/4"-20 x 5/8"-support to fender apron reinforcement	2	MA	52-53
	34805-S8 Lockwasher-1/4"-support to fender apron and deflector	1	MA	52-53
	34806-S2 Lockwasher-5/16"-support to fender apron and deflector	1	MA	52-53
	33795-S7 Nut (hex)-1/4"-20-support to fender apron and deflector	1	MA	52-53
	33798-S8 Nut (hex)-5/16"-20-support to fender apron and deflector	1	MA	52-53
	44719-S8 Washer (flat)-1/4"-support to fender apron reinforcement	2	MA	52-53
	44724-S8 Washer (flat)-5/16"-support to fender apron and deflector	1	MA	52-53
BC 10736-A	Brace (battery support)-side	1	MA	52-53
	43263-S8 Bolt and washer (hex hd)-1/4"-20 x 5/8"-brace to fender apron and deflector	2	MA	52-53
BC 10758-A	Reinf. assy (battery support front fender apron)	1	MA	52-53

Instrument Panel Indicators

	8A-3764 Bracket assy (ignition switch lamp)	1	9M	49
	OM-3764 Bracket assy (ignition switch lamp)	1	OM,1M	50-51
	FAA-3764-A Bracket assy (ignition switch lamp)	1	MA	52-53
	8M-9272 Bar (instrument cluster bus)-2-1/8"	1	9M	49
	21A-9272 Bar (instrument cluster bus)-1-17/32" long	1	OM,1M	50-51
	FAB-9272-C Wire assy (instrument cluster)	1	MA	52-53

Instrument Panel Indicators—Continued



1950

* INCLUDED IN 7204800

PM-334

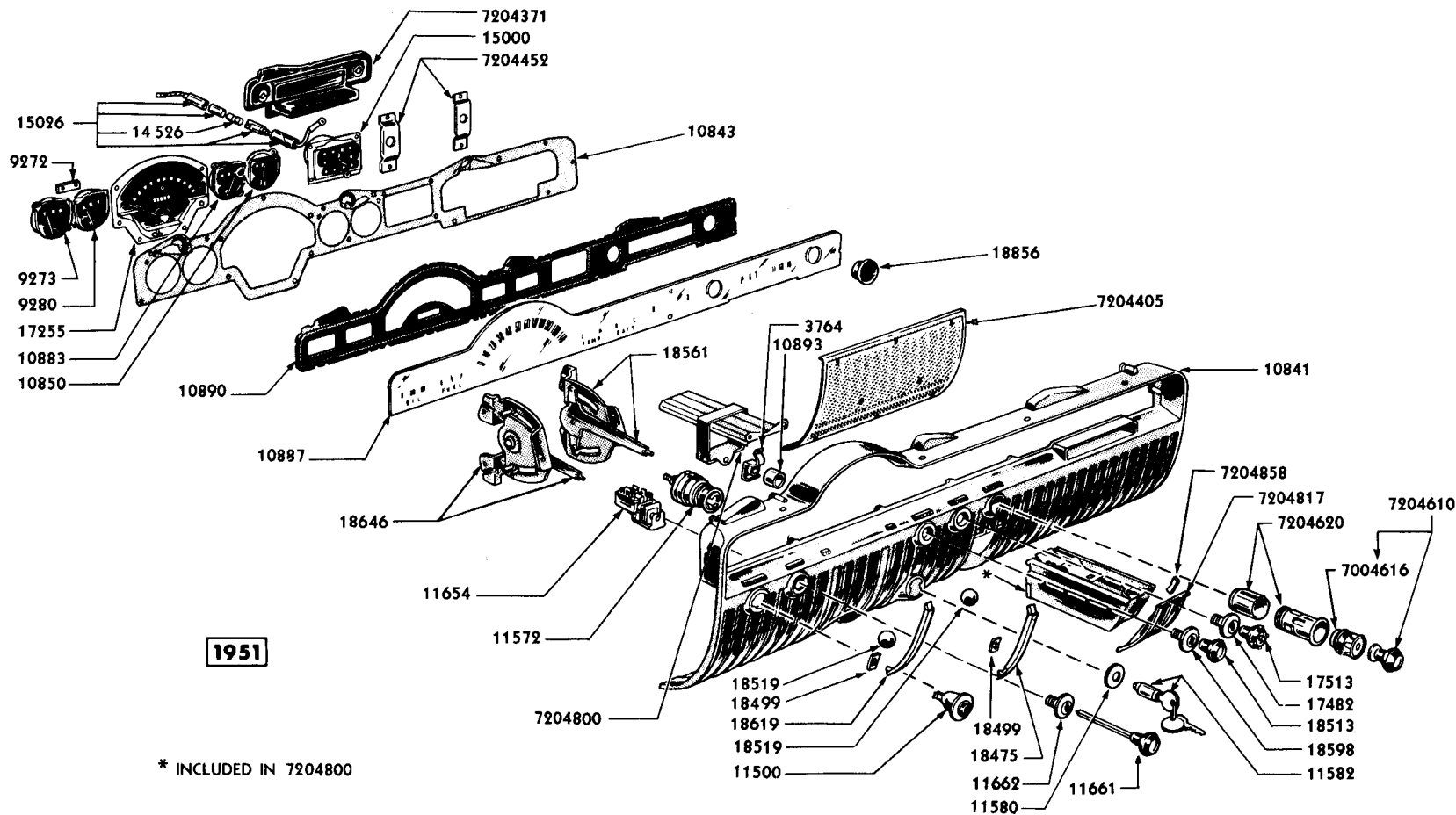
INSTRUMENT PANEL

Basic numbers only shown on illustration. Order by Part Numbers shown in list of parts.

CHASSIS PARTS CATALOGUE

PART NUMBER	U I D E N T I F I C A T O R	PART NAME	NO. REQ'D	MODEL	YEAR 19
Instrument Panel Indicators—Continued					
		8M-9273 Indicator assy (oil pressure)- Silver background	1	9M	49
		OM 9273 Indicator assy (oil pressure)- Black background	1	OM,1M	50-51
		FAC-9273-B Indicator assy (oil pressure)- Black background with White graduations-2-1/16" diameter	1	MA	52-53
		8M-9280 Indicator assy (fuel level)- Silver background	1	9M	49
		OM-9280 Indicator assy (fuel level)- Black background	1	OM,1M	50-51
		FAC-9280-B Indicator assy (fuel level)- Black background with White graduations-2-1/16" diameter	1	MA	52-53
OM 10841-AA	NS	Housing (instrument and control panel)-replaced by (1) 1M-10841-AA, (1) OM-18619-A, (1) OM-18561-B, (1) OM-18646, and (2) OL-18519	1	OM	50
1M 10841-AA		Housing (instrument and control panel)	1	1M	51
		50042-S8 Screw (flat head)-No. 10-12 x 3/4"-hsg. to instr. panel	4	OM,1M	50-51
		52023-S8 Screw (flat head)-No. 10-12 x 3/8"-hsg. to instr. panel	4	OM,1M	50-51
FAB 10841-CP		Housing (instrument and control panel)	1	MA	52
FAC 10841-AP		Housing (instrument and control panel)	1	MA	53
OM 10843		Plate (instrument cluster back)	1	OM,1M	50-51
		41036-S8 Screw (hex hd)-No. 10-32 x 3/8"-plate to housing	4	OM,1M	50-51
		41294-S8 Screw (fillister head)-No. 8-32 x 3/8"-plate to housing	9	OM,1M	50-51
8M 10850		Indicator assy (charge)-Silver background	1	9M	49
OM 10850		Indicator assy (charge)-Black background	1	OM,1M	50-51
FAB 10850-B		Indicator assy (charge)-Black background with White graduations	1	MA	52-53
		37611-S7 Screw (fillister head)-No. 8-32 x 1/4"-indicator to case	2	9M,OM,1M,MA	49-53
FAB 10852-A		Bezel (w/S wiper control switch)	1	MA	52-53
FAB 10852-B		Bezel (headlamp control switch)	1	MA	52-53
FAB 10852-C		Bezel (map lamp control switch)	1	MA	52-53
FAB 10856-C	NS	Gasket (instr. cluster bezel)-lower-8-1/4" long- cut from FAB-10856-D	1	MA	52-53
FAB 10856-D		Gasket (instr. cluster bezel)-upper-13-5/64" long	1	MA	52-53
8M 10862		Bezel (speedometer)	1	9M	49
8L 10880		Glass (speedometer)	1	9M	49
FAB 10880-C		Glass (instrument cluster)-8-1/4" bottom edge length -with Chrome lines	1	MA	52
FAB 10880-A		Glass (instrument cluster)-8-1/4" bottom edge length -with Gold Satin lines	1	MA	53

Instrument Panel Indicators—Continued



PM-451

INSTRUMENT PANEL

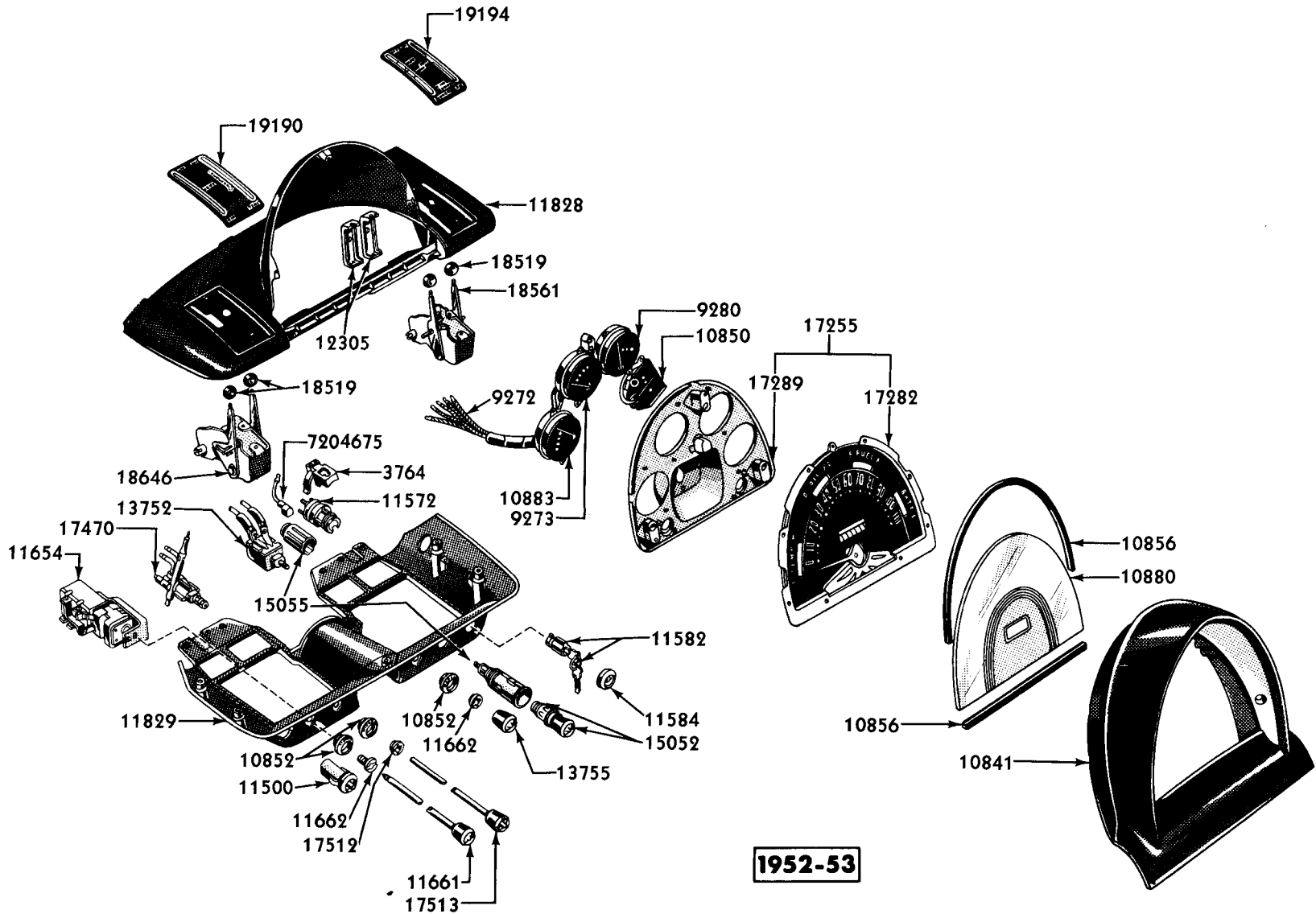
Basic numbers only shown on illustration. Order by Part Numbers shown in list of parts.

MERCURY

CHASSIS PARTS CATALOGUE

PART NUMBER	PART NAME	NO. REQ'D	MODEL	YEAR 19__
Instrument Panel Indicators—Continued				
8M 10883	Indicator assy (temperature)-Silver background	1	GM	49
OM 10883	Indicator assy (temperature)-Black background	1	OM, LM	50-51
FAC 10883-B	Indicator assy (temperature)-Black background with White graduations-2-1/16" diameter	1	MA	52-53
	37611-S7 Screw (fillister head)-No. 8-32 x 1/4"-indicator to case	2	GM, OM, LM, MA	49-53
8A 10884	Bulb assy (electric heat indicator)-one terminal	1	GM	49
1A 10884-A	Bulb assy (electric heat indicator)	1	OM, LM, MA	50-53
OM 10887-A	Dial (instrument cluster main)	1	OM, LM	50-51
OM 10890	Mask (instrument cluster)	1	OM, LM	50-51
	33167-S8 Screw (pan hd)-No. 6-20 x 1/4"- mask to housing	2	OM, LM	50-51
OM 10893	NS Baffle (instrument cluster ignition lock lamp)- 53/64" I.D. x 23/32" wide-Paper-secure locally	1	OM, LM	50-51
8M 10895	Gasket (speedometer)-outer	1	GM	49
8A 10990	Bulb assy (engine excessive heat indicator)	1	GM	49
1A 10990	Bulb assy (engine excessive heat indicator)	1	OM, LM, MA	50-53
	34802-S7 Lockwasher-No. 8-bulb to wiring	2	GM, OM, LM, MA	49-53
	27687-S Screw (rd-hd)-No. 8-32 x 3/16"- bulb to wiring	2	GM, OM, LM, MA	49-53
	FAA-11828-CP Housing (instr. & control)-upper	1	MA	52-53
	FAA-11829-DP Housing (instr. & control)-lower	1	MA	52-53
	24324-S7 Bolt (hex-hd)-1/4"-20 x 5/8"- housing to instrument panel	7	MA	52-53
	50216-S8 Bolt (fillister hd)-1/4"-28 x 1-3/4"-hsg. to upper hsg.	4	MA	52-53
	34805-S8 Lockwasher-1/4"-housing to upper housing	4	MA	52-53
	34905-S7 Lockwasher-1/4"-housing to instrument panel	7	MA	52-53
	33795-S7 Nut (hex)-1/4"-20-hsg. to instrument panel	3	MA	52-53
	34095-S8 Nut (square)-1/4"-20-hsg. to instrument panel	4	MA	52-53
	50438-S13 Screw (oval hd)-No. 8-32 x 1"- housing to upper housing	3	MA	52-53
	350083-S13 Screw (oval hd)-No. 8-32 x 5/8"- -housing to upper housing	3	MA	52-53
	44720-S8 Washer (flat)-1/4"-housing to instrument panel	7	MA	52-53
	OM-18475 Plate (air control name)	1	OM, LM	50-51
	OM-18499 Retainer (air control name plate)	2	OM, LM	50-51

Instrument Panel Indicators—Continued



PM-636

INSTRUMENT PANEL

Basic numbers only shown on illustration. Order by Part Numbers shown in list of parts.

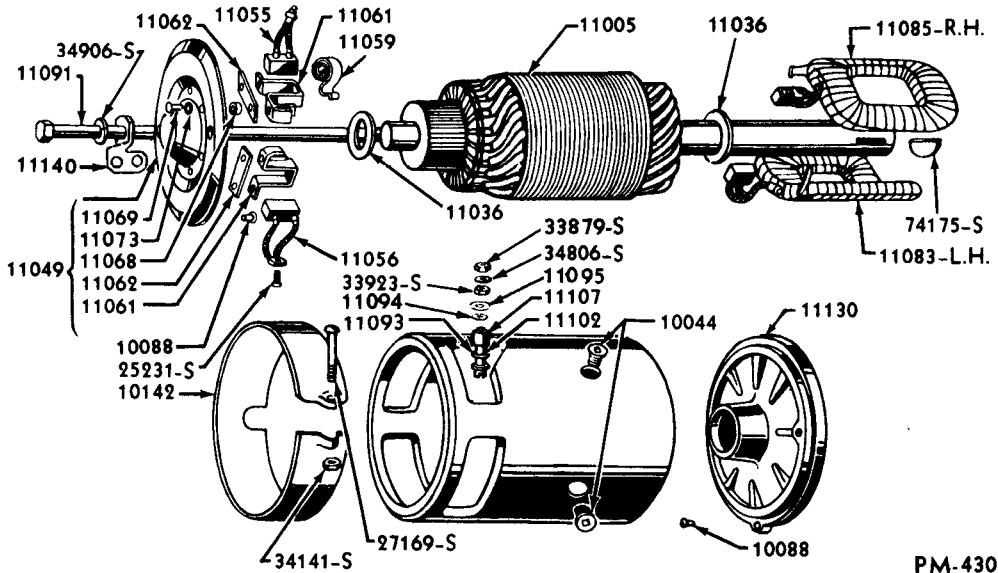
MERCURY

CHASSIS PARTS CATALOGUE

PART NUMBER	PART NAME	NO. REQ'D	MODEL	YEAR
Instrument Panel Indicators—Continued				
0L-18519	Knob (temperature and air control)-ball type	2	OM,IM	50-51
OM-18519	Knob (temperature and air control)-wing type	2	OM	50
FAA-18519-B	Knob assy (temperature, blower and air control)-ball type with 3 flat surfaces	4	MA	52-53
51554-S32	Screw (fillister hd)-No. 6-32 x 3/8"-knob to control lever	2	OM,IM	50-51
89733-S13	Screw (set)-No. 10-32 x 1/4"-knob to control lever	4	MA	52-53
OM-18549	Control assy (temperature regulator control)-L.H.	1	OM	50
OM-18561-A	Control assy (temperature and air reg. control)-R.H.-with 1 piece lever	1	OM	50
OM-18561-B	Control assy (temperature and air reg. control)-R.H.-with riveted lever	1	OM,IM	50-51
FAB-18561-C	Control assy (heater air regulator)-R.H.-with 3 hole attaching bracket	1	MA	52-53
OM-18646	Control assy (heater air regulator)-L.H.	1	OM,IM	50-51
FAB-18646-C	Control assy (heater air regulator)-L.H.-with 3 hole attaching brkt.	1	MA	52-53
32917-S7	Screw (pan hd)-No. 10-12 x 3/8"-control to housing	3	MA	52-53
41036-S8	Screw (hex hd)-No. 10-32 x 3/8"-control to housing	2	OM,IM	50-51
OM-18619-A	Plate (temperature control name)-w/o vent name	1	OM	50
OM-18619-B	Plate (temperature control name)-with vent name	1	OM,IM	50-51
FAA-19190-CA	Plate (heater air and temperature control name)-L.H.-2-7/32" x 3-7/8"	1	MA	52-53
FAB-19194-CA	Plate (heater air and defroster control name)-R.H.-2-7/32" x 3-7/8"	1	MA	52-53
50386-S13	Screw (oval hd)-No. 6-32 x 3/8"-plate to housing	2	MA	52-53

CHASSIS PARTS CATALOGUE

Starter



STARTER (7RA-11002)

PM-430

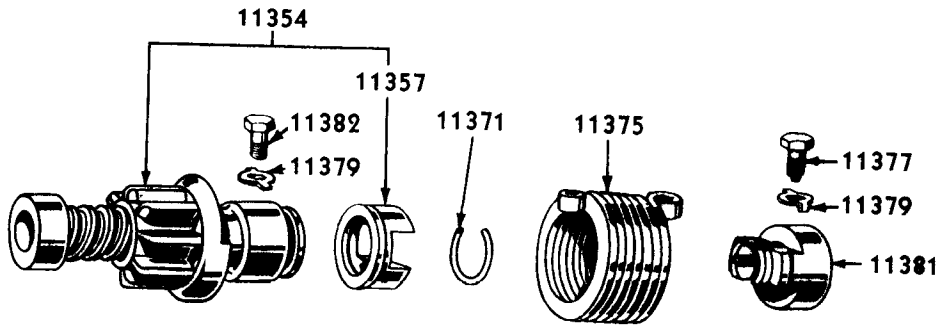
Basic numbers only shown on illustration. Order by Part Numbers shown in list of parts.

PART NUMBER	QUANTITY	PART NAME	NO. REQ'D	MODEL	YEAR
§§7RA 11002		Starter assy (less drive assy & woodruff key)	1	GM,OM	49-50
§§1A 11002-A		Starter assy (less drive assy & woodruff key)	1	LM	51
§1CM 11002-A		Starter assy (less drive assy & pinion pin)	1	OM,LM	50-51
§§FAD 11002-A		Starter assy (less drive assy & woodruff key)	1	MA	52-53
§FAE 11002-A		Starter assy (less drive assy & pinion pin)	1	MA	52-53
		24446-S7 Bolt (hex-hd)-5/16"-18 x 1-1/2" -starter & drive to flywheel housing	1	MA	52-53
		34806-S7 Lockwasher-5/16"-starter & drive to flywheel hsg.	1	MA	52-53
		34079-S7-8 Nut (hex)-No. 10-32-starter cover band	1	GM,OM,LM,MA	49-53
		27177-S7 Screw (rd-hd)-No. 10-32 x 1-1/2"-starter cover band	1	GM,OM,LM,MA	49-53

§ Used with Merc-O-Matic transmission

§§ Not used with Merc-O-Matic transmission

Starter Drive



PM-459

STARTER DRIVE (B-11350)

Basic numbers only shown on illustration. Order by Part Numbers shown in list of parts.

PART NUMBER	CLASS	PART NAME	NO. REQ'D	MODEL	YEAR
§§B 11350		Drive assy (starter)	1	9M,OM,1M,MA	19__
		74175-S Key (woodruff)-No. 6 starter	1	9M OM,1M,MA	49-53
		drive assy retaining			49-53
§1CM 11350-B		Drive assy (starter)-approx. 4-17/32" overall length	1	OM,1M	50-51
§1CM 11350-C		Drive assy (starter)-stamped "D"	1	OM,1M,MA	50-53

STARTER DRIVE CHART

PART NUMBER	CLASS	PART NAME	STARTER DRIVE					
			§§B-11350	§1CM-11350-B	§1CM-11350-C			
B 11354		Screw shaft & pinion assy (starter drive)	1					
B 11357-A		Sleeve (starter drive screw shaft)	1					
52 11365-B		Pin (starter drive pinion)-1/4" x 1-7/64"			1			
52 11366-B		Screw shaft assy (starter drive)		1				
52 11368		Spring (starter drive meshing)		1				
52 11369		Spring (starter drive anti-drift)		1				
52 11370		Ring (starter drive pinion & barrel retaining)-1-5/8" dia.		1				
B 11371		Ring (starter screw shaft & sleeve take up)	1					
52 11372-B		Plate (starter drive spring anchor)		1				
52 11373		Ring (starter drive spring lock)		1				
B 11375		Spring (starter drive)	1					
2§B 11375		Spring (starter drive)		1				
B 11377		Screw (starter drive head spring)	1					
B 11379		Washer (starter drive shaft spring screw lock)	2					
B 11381-B		Head (starter drive)	1					
B 11382		Screw (starter drive shaft spring)	1					

§ Used with Merc-O-Matic transmission

§§ Not used with Merc-O-Matic transmission

CHASSIS PARTS CATALOGUE

PART NUMBER	CLASS	PART NAME	NO. REQ'D	MODEL	YEAR
					19

Starter Switch

21A 11450		Relay assy (starter motor)	1	9M,OM,1M	49-51
FAB 11450-B		Relay assy (starter motor)	1	MA	52-53
		31527-S7 Screw (hex washer hd self tap.) -No. 14-10 x 1/2"-relay to frame side member	2	9M,OM,1M,MA	49-53
6E 11500		Switch assy (starter push button)-Chrome button	1	9M	49
OL 11500		Switch assy (starter push button)-Black Plastic convex button	1	OM,1M	50-51
FAA 11500-A		Switch assy (starter push button)-Black Plastic concave button	1	MA	52-53

Ignition Switch

6A 11572-A	NS	Switch assy (ign.)-has flat type retaining spring	1	9M	49
6A 11572-B		Switch assy (ign.)-has coil type retaining spring	1	9M	49
OL 11572-A		Switch assy (ignition)	1	OM,1M	50-51
FAA 11572-A		Switch assy (ignition)	1	MA	52-53
		78-13466 Bulb (clear)-1-1/2 C.P.-S.C.-ign. switch	1	9M,OM,1M,MA	49-53
OA 11580		Bezel assy (ignition switch)-1-21/64" O.D.	1	9M	49
OL 11580		Bezel assy (ignition switch)-1-3/64"-O.D.	1	OM,1M	50-51
6A 11581-A		Spring (ign. switch retaining)-flat type-use with 6A-11572-A	1	9M	49
6A 11581-B		Spring (ign. switch retaining)-coil type-use with 6A-11572-B	1	9M	49
OL 11581		Spring (ign. switch retaining)	1	OM,1M,MA	50-53
8H 11582-A		Cylinder and keys assy (ignition switch lock)	1	9M,OM	49-50
8E 11582-B		Cylinder and keys assy (ignition switch lock)	1	9M,OM,1M	49-51
8C 11582-B		Cylinder and keys assy (ignition switch lock)	1	MA	52-53
FAA 11584-A		Bezel (ign. switch)-1-1/16" O.D.	1	MA	52-53

Lighting Switch

8M 11653-A		Wiring assy (headlamp, parking lamp and horn feed)- 11 terminals-braided loom approx. 27-1/4" long	1	9M	49
8M 11653-B		Wiring assy (headlamp, parking lamp and horn feed)- 13 terminals-braided loom approx. 27-1/4" long- horn feed wires with braided covering	1	9M	49
OM 11653		Wiring assy (headlamp, parking lamps and horn feed)- 13 terminals-braided loom approx. 27-1/4" long- horn feed wires without braided covering	1	OM	50
		358140-S32 Clip (wire)-wiring to center air deflector	2	9M,OM	49-50
		355073-S8 Screw & lockwasher (pen head) -No. 8-32 x 5/16"-wiring to horn	2	9M,OM	49-50

MERCURY

CHASSIS PARTS CATALOGUE

PART NUMBER	PART NAME	NO. REQ'D	MODEL	YEAR 19__
Lighting Switch—Continued				
7RA 11654	Switch assy (headlamp control hand)	1	GM	49
OL 11654	Switch assy (headlamp control hand)	1	OM, LM, MA	50-52
FAA 11654-A	Switch assy (headlamp control hand)-with ceramic resistor block	1	MA	53
8M 11661	Knob and insert assy (headlamp control switch)-insert approx. 3-5/16" long	1	GM	49
OM 11661	Knob and insert assy (headlamp control switch)-4-1/2" overall length	1	OM	50
1M 11661	Knob and insert assy-(headlamp control switch)-4-1/4" overall length	1	1M	51
FAC 11661-B	Knob & insert assy (headlamp control switch)-3-15/16" overall length	1	MA	52-53
8A 11662	Nut (map lamp switch)-7/16"	1	MA	52-53
8M 11662	Nut (heater switch)-7/16"-28-special	1	GM	49
8M 11662	Nut (headlamp control hand switch)-7/16"-28-special	1	GM	49
OM 11662-A	Bezel (headlamp control switch)-1-1/8" long	1	OM, LM	50-51
FAB 11662-A	Nut (headlamp control switch)-3/8-24 x 9/16"-special	1	MA	52-53
11A 11672	Washer (headlamp control switch)	1	GM	49
11A 11672	Washer (heater switch)	1	GM	49
FAA 11828-CP	Housing (instrument & control)-upper	1	MA	52-53
FAA 11829-DP	Housing (instrument & control)-lower	1	MA	52-53

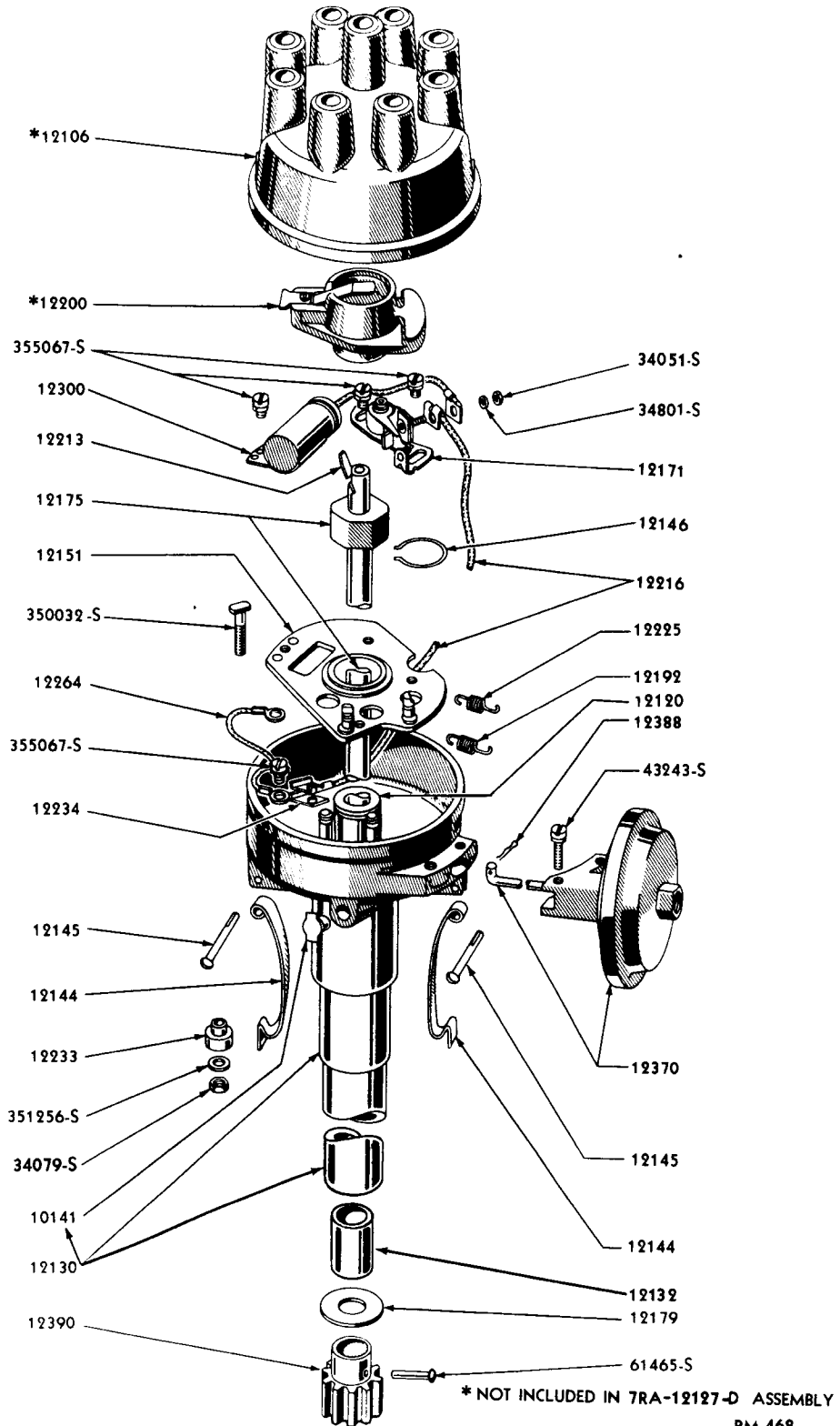
Ignition Coil

8BA 12029	Coil assy (ignition)-6 volt	1	9M,OM,1M,MA	49-53
	20326-S7 Bolt (hex head)-5/16"-18 x 5/8" coil to engine	2	9M,OM,1M,MA	49-52
	34803-S7 Lockwasher-No. 10-ignition to coil primary wire	1	9M,OM 1M,MA	49-53
	34941-S7 Lockwasher-5/16"-coil to engine	2	9M,OM,1M,MA	49-53
	34079-S7 Nut (hex)-No. 10-32-ignition to coil primary wire	2	9M,OM,1M	49-53
	34079-S7 Nut (hex)-No. 10-32-coil to strap	1	9M,OM,1M,MA	49-53
	34141-S2 Nut (square)-No. 10-32-mounting strap to coil	1	9M,OM,1M	49-53
	350710-S7 Nut (hex)-7/16"-20-ignition coil to cylinder head to block	2	9M,OM,1M	49-53
	36888-S2 Screw (round head)-No. 10-32 x 7/8"-coil to strap	1	9M,OM,1M,MA	49-53
8BA 12043	Strap (ignition coil)	1	9M,OM,1M,MA	49-53
	351498-S Washer (plain)-9/16" x 1" x 3/32"-mounting strap to coil	1	9M,OM,1M,MA	49-53

CHASSIS PARTS CATALOGUE

PART NUMBER	QTY	PART NAME	NO. REQ'D	MODEL	YEAR 19__
Distributor, Circuit Breaker and Distributor Wiring					
7RA 12106		Housing assy (dist. terminal)-alternate with FAB-12106-A	1	9M,OM,1M	49-51
FAB 12106-A		Housing assy (dist. terminal)-alternate with 7RA-12106 for 49-51 models only	1	9M,OM,1M,MA	49-53
8HA 12110		Conduit (ignition cable)	1	9M,OM,1M,MA	49-53
8N 12110-A	NS	Conduit (ignition cable)-make from 8HA-12110	1	9M,OM,1M,MA	49-53
7RA 12111-A		Bracket (ignition cable mounting)-R.H. side of engine assy	1	9M,OM	49-50
OBA 12111		Bracket (ignition cable mounting)-R.H.	1	OM,1M,MA	50-53
OBA 12112		Bracket (ignition cable mounting)-L.H.	1	OM,1M,MA	50-53
2N 12113		Insulator (distributor to spark plug wire)	8	9M,OM,1M,MA	49-53
2N 12113		Insulator (distributor to coil)	2	9M,OM,1M,MA	49-53
7RA 12120-A		Bushing (distributor base)-15/32" I.D. x 3/4" O.D. x 1-3/4" long-Bronze-alternate with 7RA-12120-B	1	9M,OM,1M,MA	49-53
7RA 12120-B		Bushing (distributor base)-15/32" I.D. x 3/4" O.D. x 1-3/4" long-Iron-alternate with 7RA-12120-A	1	9M,OM,1M,MA	49-53
7RA 12127-C		Distributor assy-less terminal hsg. & rotor-optional with OCM-12127-A when used with 8BA-6059 cover	1	9M,OM,1M,MA	49-52
7RA 12127-D		Distributor assy-less terminal hsg. & rotor-optional with OCM-12127-B when used with 8BA-6059 cover	1	9M,OM,1M,MA	49-53
OCM 12127-A		Distributor assy-less terminal hsg. & rotor-optional with 7RA-12127-C when used with OBA-6059-A cover	1	9M,OM,1M,MA	49-52
OCM 12127-B		Distributor assy-less terminal hsg. & rotor-optional with 7RA-12127-D when used with OBA-6059-A cover	1	9M,OM,1M,MA	49-53
		42847-88 Bolt & lockwasher assy (hex-hd) -5/16"-18 x 1"-dist. to cyl. head	1	9M,OM,1M,MA	49-53
		1CM-12182-A Plate (dist. timing indicator)	1	1M,MA	51-53
		7RA-12200 Rotor assy (distributor)	1	9M,OM,1M	49-51
		FAA-12200-B Rotor assy (distributor)	1	MA	52-53

Distributor, Circuit Breaker and Distributor Wiring—Continued

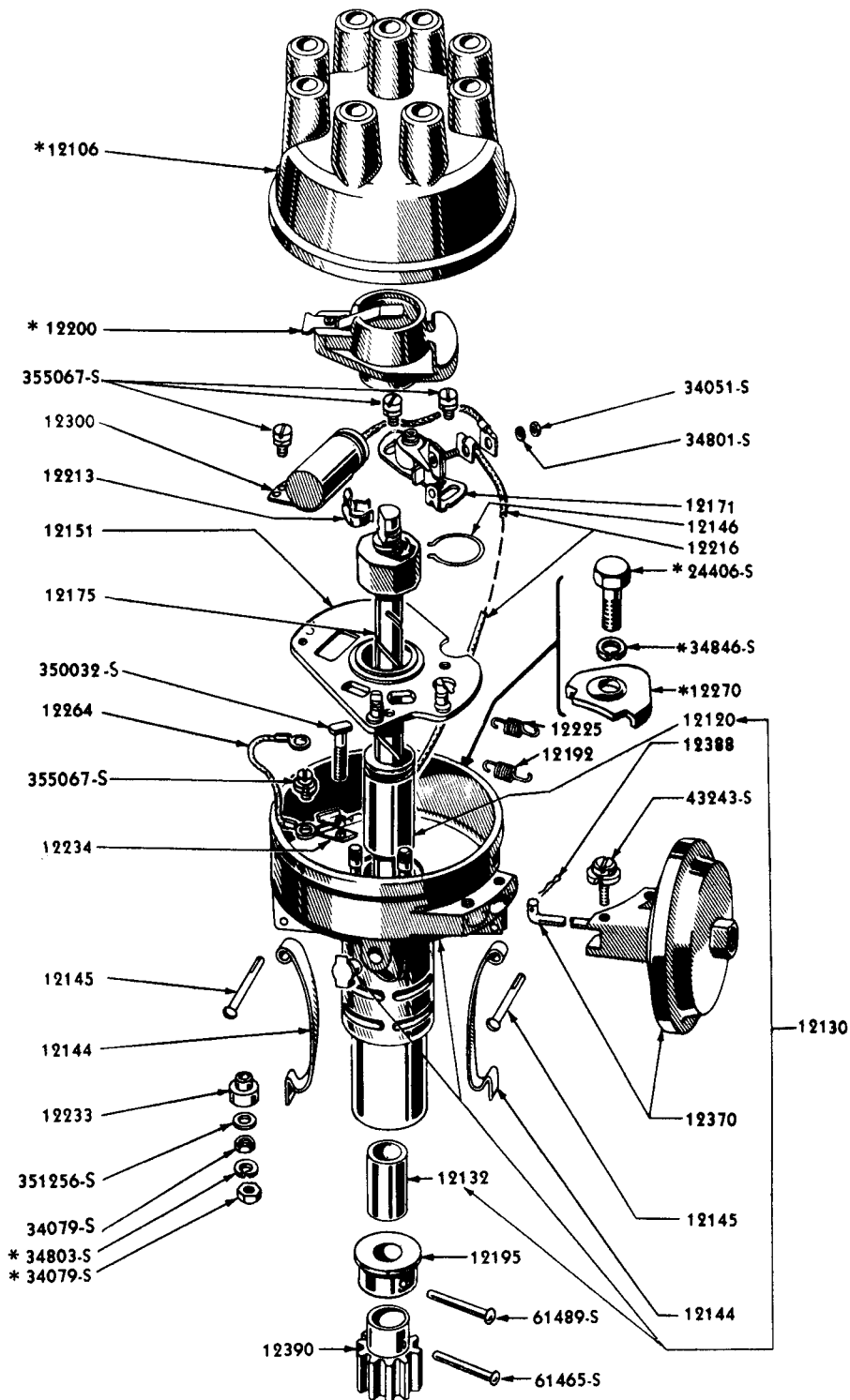


PM-468

DISTRIBUTOR (7RA)

Basic numbers only shown on illustration. Order by Part Numbers shown in list of parts.

Distributor, Circuit Breaker and Distributor Wiring—Continued



* NOT INCLUDED IN OCM-12127-B ASSY

PM-473

DISTRIBUTOR (OCM)

Basic numbers only shown on illustration. Order by Part Numbers shown in list of parts.

MERCURY

CHASSIS PARTS CATALOGUE

Distributor, Circuit Breaker and Distributor Wiring—Continued

DISTRIBUTOR CHART

PART NUMBER	CLASS	PART NAME	DISTRIBUTOR										
			7RA-12127-C	7RA-12127-D			OCM-12127-A	OCM-12127-B					
			NUMBER REQUIRED										
		7RA-12120-A Bushing (distributor base)-15/32" I.D. x 3/4" O.D. x 1-3/4" long- Bronze-alternate with 7RA-12120-B	1	1			1	1					
		7RA-12120-B Bushing (distributor base)-15/32" I.D. x 3/4" O.D. x 1-3/4" long-Iron- alternate with 7RA-12120-A	1	1			1	1					
7RA 12130-C	NS	Base assy (distributor)-serviced in 7RA-12127-C & D	1	1									
OBA 12130	NS	Base assy (distributor)-serviced in OCM-12127-A & B					1	1					
		B-10141 Cup (distributor oil)	1	1			1	1					
7RA 12132-A		Bushing (distributor base)-15/32" I.D. x 19/32" O.D. x 7/8" long	1	1			1	1					
7RA 12144		Clamp (distributor terminal housing)	2	2			2	2					
B 12145		Rivet (distributor cap clamp)-7/64" O.D. x 15/16" long	2	2			2	2					
7RA 12146		Retainer (breaker plate)-23/32" I.D.	1	1			1	1					
48 12148		Bolt (cyl. front cover)-5/16"-18 x 1"	Refer to Basic Number 6059										
48 12148		Bolt (fuel pump to adapter)-5/16"-18 x 1"	Refer to Basic Number 9350										
48 12148		Bolt (trans. gear shaft housing to trans. case)	Refer to Basic Number 7222										
OBA 12151		Plate assy (distributor breaker)	1	1			1	1					
7RA 12171		Point set (dist.)-consists of the following (1) Breaker arm assy (1) Contact point and bracket assy	1				1						
FAA 12171-A		Point set (dist.)-consists of the following (1) Breaker arm assy (1) Contact point and bracket assy		1				1					
		34801-S7 Lockwasher-No. 6-breaker arm and bracket assy to distributor	1	1			1	1					
		34051-S7 Nut (hex)-No. 6-32-breaker arm and bracket assy to distributor	1	1			1	1					
		355067-S7 Screw and lockwasher (fillister head)-No. 8-32 x 19/64"-arm & brkt. to breaker plate	2	2			2	2					
7RA 12175-D		Shaft assy (distributor)	1	1									
OBA 12175		Shaft assy (distributor)					1	1					
7RA 12179		Washer (distributor gear thrust)-15/32" I.D. x 7/8" x 1/32" thick	1	1									
1CM 12182-A		Plate (dist. timing indicator)	Refer to Basic Number 12127										

CHASSIS PARTS CATALOGUE

Distributor, Circuit Breaker and Distributor Wiring—Continued

DISTRIBUTOR CHART—CONTINUED

PART NUMBER	CLASS	PART NAME	DISTRIBUTOR							
			7RA-12127-C	7RA-12127-D			OCM-12127-A	OCM-12127-B		
			NUMBER REQUIRED							
7RA 12192		Spring (distributor primary weight)-7 coils- 15/64" O.D. x 39/64" long	1	1			1	1		
7HA 12195		Collar (distributor shaft)-Steel 61489-S Rivet (solid button head)- 1/8" x 13/16"					1	1		
*7RA 12200		Rotor assy (distributor)	Refer to Basic Number 12127							
*FAA 12200-B		Rotor assy (distributor)	Refer to Basic Number 12127							
OBA 12213		Spring (distributor shaft)-clamp type	1	1			1	1		
7RA 12216-D		Primary assy (distributor terminal)	1	1			1	1		
		34801-S7 Lockwasher-No. 6-primary wire assy to breaker arm and bracket assy	1	1			1	1		
		34803-S7 Lockwasher-No. 10-distributor primary wire to coil	2	2			2	2		
		34051-S7 Nut (hex)-No. 6-32-primary terminal screw to distributor base	1	1			1	1		
		34079-S7 Nut (hex)-No. 10-32-primary terminal screw to distributor base	1	1			1	1		
		34079-S7 Nut (hex)-No. 10-32-distributor primary wire to coil	2	2			2	2		
		350032-S Screw (special terminal)- No. 10-32 x 27/32"-dist. primary terminal screw	1	1			1	1		
		351256-S7 Washer (Flat)-No. 10-3/8" O.D. x 1/32" thick-primary terminal to distributor base	1	1			1	1		
8BA 12225		Spring (distributor diaphragm)-located nearest to points-7-1/2" coils-1/4" O.D. x 21/32" long	1	1			1	1		
8CM 12226		Tube (distributor vacuum)	1	1						
OCM 12226		Tube (distributor vacuum)					1	1		
		351112-S Screw (compression sleeve)- 3/16"-tube to distributor and carburetor	2	2			2	2		

* Used with but not part of 12127 assy

CHASSIS PARTS CATALOGUE

Distributor, Circuit Breaker and Distributor Wiring—Continued

DISTRIBUTOR CHART—CONTINUED

PART NUMBER	CLASS	PART NAME	DISTRIBUTOR							
			7RA-12127-C	7RA-12127-D			OCM-12127-A	OCM-12127-B		
			NUMBER REQUIRED							
7RA 12233		Bushing (distributor primary terminal)	1	1			1	1		
7RA 12234		Insulator (distributor primary terminal)-has .20" diameter hole	1	1			1	1		
		7RA-12264 Wire assy (distributor breaker ground)-4" long	1	1			1	1		
		355067-S7 Screw and lockwasher (fillister head)-No. 8-32 x 1 9/16"-ground wire to distributor base	1	1			1	1		
		8BA-12270 Clamp (distributor)	1	1			1	1		
		7RA-12300-C Condenser assy	1	1			1	1		
		34801-S7 Lockwasher-No. 6-condenser to breaker arm and bracket assy	1	1			1	1		
		34051-S7 Nut (hex)-No. 6-32-condenser to breaker arm and bracket assy	1	1			1	1		
		355067-S7 Screw & lockwasher assy (fillister head)-No. 8-32 x 5/16"-condenser to breaker plate	1	1			1	1		
		7RA-12370-B Diaphragm assy (distributor) alternate with FAA-12370-A	1	1			1	1		
		FAA-12370-A Diaphragm assy (distributor)-with Yellow painted band on rod-alternate with 7RA-12370-B	1	1			1	1		
		43243-S8 Screw and lockwasher assy (pan head)-No. 8-32 x 3/4"-diaphragm to distributor base	2	2			2	2		
		7RA-12388 Retainer (diaphragm rod)-7/16" long	1	1			1	1		
		7RA-12390-C Gear (distributor driven)-11 teeth-15/32" I.D. x 57/64" O.D. x 31/32" long	1	1			1	1		
		61465-S Rivet (solid button head)-1/8" x 11/16"-driven gear to distributor shaft	1	1			1	1		

CHASSIS PARTS CATALOGUE

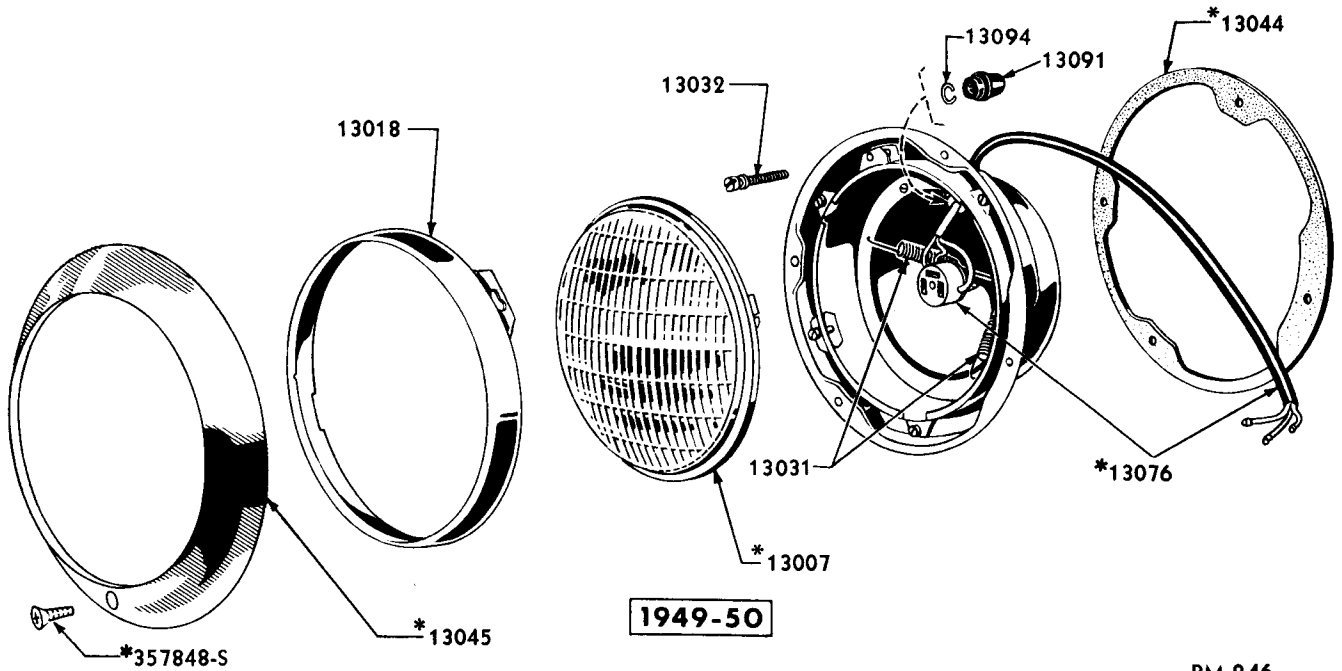
PART NUMBER	PART NAME	NO. REQ'D	MODEL	YEAR 19
Distributor, Circuit Breaker and Distributor Wiring—Continued				
51A 12250-A	Circuit breaker assy-30 amp.	1	MA except 79	52-53
	42360-S8 Screw (hex washer head)-No. 10-16 x 3/8"-circuit breaker to cowl panel	2	MA except 79	52-53
8E 12258-A	Circuit breaker and bracket assy-use with hydraulic system-extra cost equipment	1	9M72-74, 0M72-74, 1M72-74	49-51
8E 12258-A	Circuit breaker and bracket assy-standard equipment	1	9M76, 0M76, 1M76	49-51
8L 12258-A	Circuit breaker and bracket assy-standard equipment	1	9M, 0M, 1M, except 76	49-51
FAA 12258-B	Circuit breaker and bracket assy-with four (4) 30 amp. circuit breakers	1	MA	52-53
FAA 12258-C	Circuit breaker and bracket assy-with one (1) each 30 amp. and 15 amp. circuit breakers	1	MA	52-53
	34803-S7 Lockwasher-No. 10 circuit breaker brkt.assy terminal posts	6	9M, 0M, 1M	49-51
	34079-S7 Nut (hex)-No. 10-32 circuit breaker & brkt. assy terminal posts	6	9M, 0M, 1M	49-51
	42360-S7 Screw (hex washer head)-No. 10-16 x 3/8"-circuit breaker to flasher bracket	2	9M, 0M, 1M	49-51
	31527-S7 Screw (hex-hd washer)-No. 14-10 x 1/2"-circuit breaker to support bracket	2	9M, 0M, 1M	49-51
	52726-S8 Screw (pan head)-No. 8-15 x 1/2"-breaker & brkt. to mounting support	2	MA	52-53
BPA6 12259-A	Kit (ignition wire)-consists of the following (1) LBA-12282-A Wire #5 (1) LBA-12283-A Wire #2 (1) LBA-12284-A Wire #3 (1) LBA-12285-A Wire #6 (1) LBA-12286-A Wire #1 (1) LBA-12287-A Wire #4 (1) LBA-12295-A Wire #7 (1) LBA-12296-A Wire #8 (1) 8N-12110-A Conduit (10) 2N-12113 Insulator (1) 7RA-12298-B Wire	1	9M, 0M, 1M, MA	49-53
TRA 12264	Wire assy (distributor breaker ground)-4" long	1	9M, 0M, 1M, MA	49-53
	355067-S7 Screw & lockwasher assy (fillister hd)-No. 8-32 x 19/64"-ground wire to dist. base	1	9M, 0M, 1M, MA	49-53
8BA 12270	Clamp (distributor)	1	9M, 0M, 1M, MA	49-53
	42847-S8 Bolt & washer (hex-hd)-5/16"-18 x 1"-clamp to cyl. block	1	9M, 0M, 1M, MA	49-53
8BA 12282-B	Wire assy (distributor to spark plug No. 5)-28" long	1	9M, 0M	49-50
1BA 12282-A	Wire assy (dist. to spark plug No. 5)-27-1/2" long	1	1M, MA	51-53
8BA 12283-B	Wire assy (dist. to spark plug No. 2)-13-1/2" long	1	9M, 0M, 1M	49-51
1BA 12283-A	Wire assy (dist. to spark plug No. 2)-13-1/4" long	1	1M, MA	51-53
8BA 12284-B	Wire assy (dist. to spark plug No. 3)-18-1/2" long	1	9M, 0M, 1M	49-51
1BA 12284-A	Wire assy (dist. to spark plug No. 3)-18-1/4" long	1	1M, MA	51-53
8BA 12285-B	Wire assy (distributor to spark plug No. 6)-28" long	1	9M, 0M	49-50
1BA 12285-A	Wire assy (dist to spark plug No. 6)-24-1/2" long	1	1M, MA	51-53

MERCURY

CHASSIS PARTS CATALOGUE

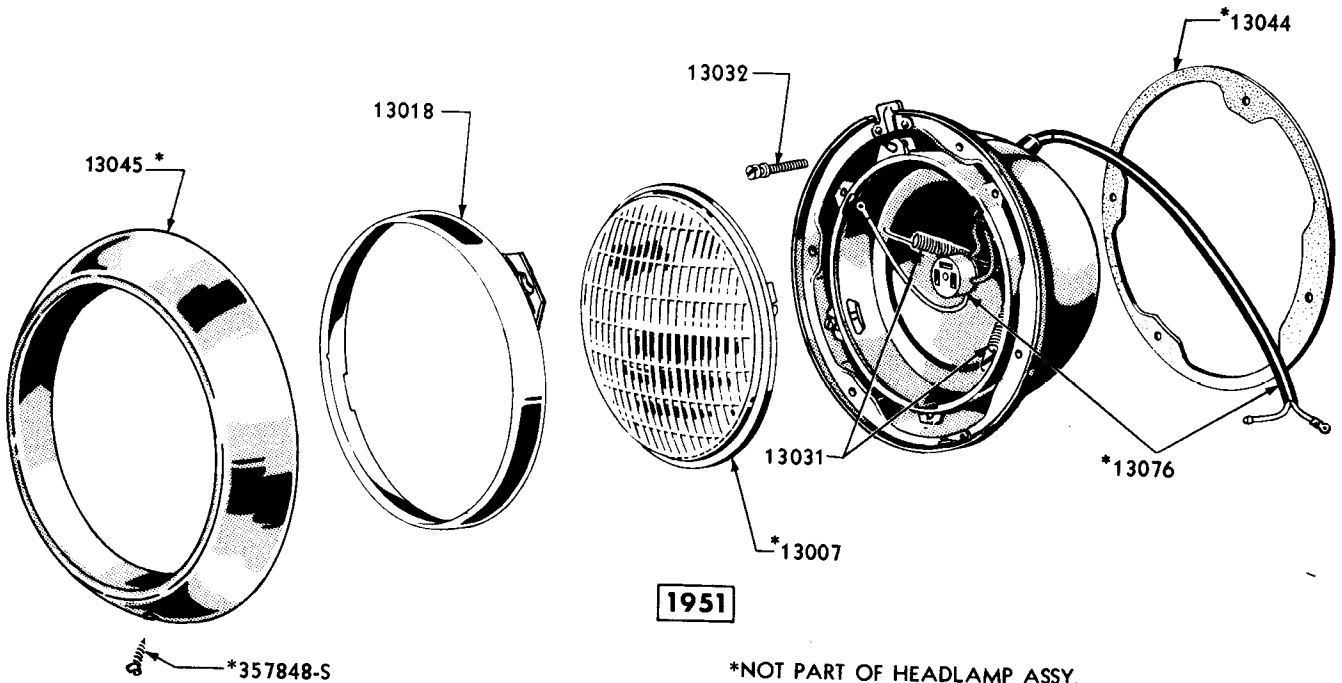
PART NUMBER	CLAS	PART NAME	NO. REQ'D	MODEL	YEAR 19__
Distributor, Circuit Breaker and Distributor Wiring—Continued					
8BA 12286-B		Wire assy (dist. to spark plug No. 1)-8-1/4" long	1	9M,OM,1M	49-51
1BA 12286-A		Wire assy (dist. to spark plug No. 1)-8" long	1	1M,MA	51-53
8BA 12287-B		Wire assy (distributor to spark plug No. 4)-21" long	1	9M,OM	49-50
1BA 12287-A		Wire assy (dist. to spark plug No. 4)-20-1/4" long	1	1M,MA	51-53
8BA 12295-B		Wire assy (distributor to spark plug No. 7)-30" long	1	9M,OM	49-50
1BA 12295-A		Wire assy (dist. to spark plug No. 7)-28-3/4" long	1	1M,MA	51-53
8BA 12296-B		Wire assy (distributor to spark plug No. 8)-33" long	1	9M,OM	49-50
1BA 12296-A		Wire assy (dist. to spark plug No. 8)-29-3/4" long	1	1M,MA	51-53
7RA 12297		Grommet (ignition wire to clip)-45/64" I.D. x 5-7/64" O.D.	2	9M,OM,1M	49-51
7RA 12298-B		Wire assy (coil to dist.)-high tension)-6-1/4" long	1	9M,OM,1M,MA	49-53
7RA 12300-C		Condenser assy (distributor)	1	9M,OM,1M,MA	49-53
		34801-S7 Lockwasher-No. 6-condenser to breaker arm & bracket assy	1	9M,OM,1M,MA	49-53
		34051-S7 Nut (hex)-No. 6-32-condenser to breaker arm & bracket assy	1	9M,OM,1M,MA	49-53
		355067-S7 Screw & lockwasher assy (fil- lister hd)-No. 8-32 x 5/16"- condenser to breaker plate	1	9M,OM,1M,MA	49-53
FAA 12305-B		Support (circuit breaker mounting bracket)	2	MA	52-53
		51246-S8 Screw (rd-hd)-No. 10-24 x 3/8"- support to instrument cluster	2	MA	52-53
7RA 12370-C		Diaphragm assy (dist.)-alternate with FAA-12370-A	1	9M,OM,1M,MA	49-53
FAA 12370-A		Diaphragm assy (dist.)-with Yellow painted band on rod-alternate with 7RA-12370-C	1	9M,OM,1M,MA	49-53
		43243-S8 Screw & lockwasher assy- (pan head)-No. 8-32 x 3/4"- diaphragm to dist. base	2	9M,OM,1M,MA	49-53
7RA 12388		Retainer (diaphragm rod)-7/16" long	1	9M,OM,1M,MA	49-53
7RA 12390-C		Gear (distributor driven)-11 teeth-15/32" I.D. x 57/64" O.D. x 31/32" long	1	9M,OM,1M,MA	49-53
		61465-S Rivet (solid button hd)-1/8" x 11/16"-driven gear to distributor shaft	1	9M,OM,1M,MA	49-53
6H 12405		Plug assy (spark)-H-10	8	9M,OM,1M,MA	49-53
B 12410		Gasket (engine oil relief valve nut)-optional with 8BA-6669-A	1	9M,OM,1M,MA	49-53
01A 12410-A		Gasket (spark plug)	8	9M,OM,1M,MA	49-53
8H 12425	NS	Insulator (spark plug)-serviced in 8H-18344 Kit	8	9M,OM,1M	49-51
		8H-18344 Kit (spark plug insulator in- stallation)-consists of the following (8) 8H-12425 Insulators	1	9M,OM,1M	49-51

Headlamp



*NOT PART OF HEADLAMP ASSY.

PM-246



*NOT PART OF HEADLAMP ASSY.

PM-501

HEADLAMPS AND RELATED PARTS

Basic numbers only shown on illustration. Order by Part Numbers shown in list of parts.

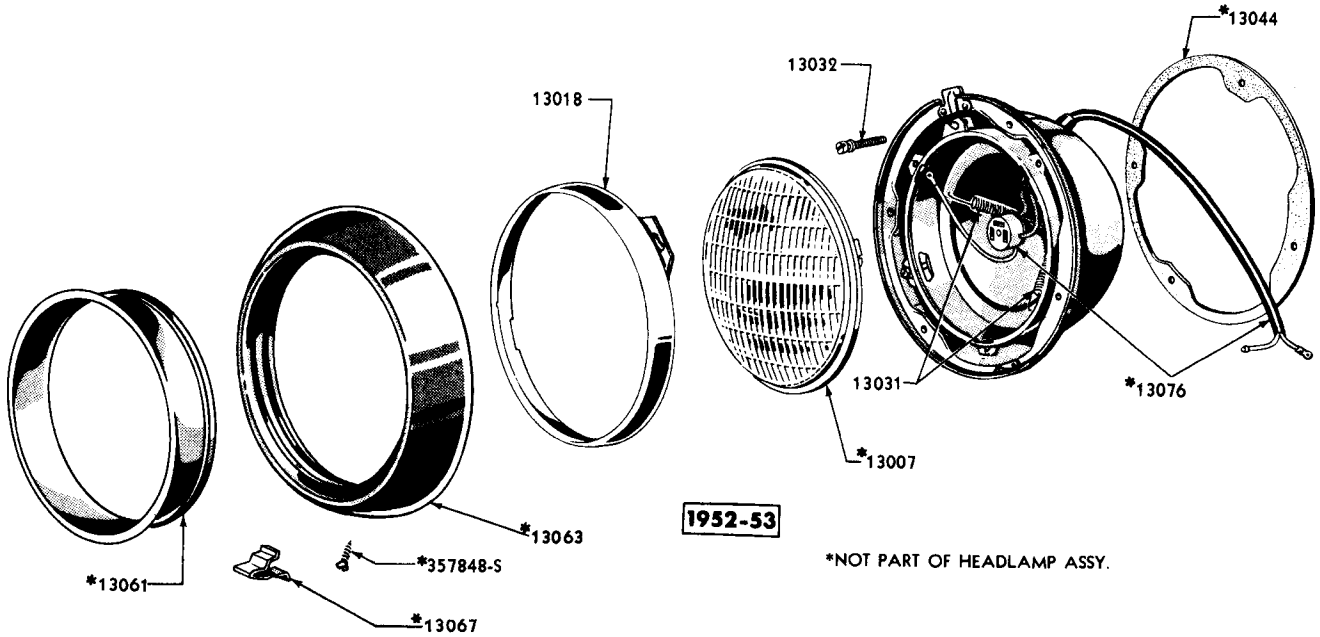
MERCURY

CHASSIS PARTS CATALOGUE

PART NUMBER	PART NAME	NO. REQ'D	MODEL	YEAR 19__
Headlamp-Continued				
8M 13002	Headlamp assy-less bulb	2	9M,OM	49-50
1M 13002	Headlamp assy-less bulb	2	1M	51
	38018-S Screw (fillister head pointed)- No. 8-32 x 5/16"-headlamp ground wire to lamp body	2	9M,OM,1M	49-51
	8M-11653-A Wiring assy (headlamp, parking lamp and horn feed)-11 terminals- braided loom approx. 27-1/4" long	1	9M	49
	8M-11653-B Wiring assy (headlamp, parking lamp and horn feed)-13 terminals- braided loom approx. 27-1/4" long -horn feed wires with braided covering	1	9M	49
	OM-11653 Wiring assy (headlamp, parking lamps and horn feed)-13 terminals -braided loom approx. 27-1/4" long -horn feed wires without braided covering	1	OM	50
	7RA-11654 Switch assy (headlamp)-inst. panel	1	9M	49
	OL-11654 Switch assy (headlamp control hand)-3.35" overall length	1	OM,1M,MA	50-52
	FAA-11654-A Switch assy (headlamp control hand) -with ceramic resistor block	1	MA	53
	8M-11661 Knob & insert assy (instrument panel headlamp switch)-3-5/16" overall length	1	9M	49
	OM-11661 Knob and insert assy (headlamp control switch)-4-1/2" overall length	1	OM	50
	1M-11661 Knob and insert assy (headlamp control switch)-4-1/4" overall length	1	1M	51
	FAC-11661-B Knob and insert assy (headlamp control switch)-3-15/16" overall length	1	MA	52-53
	OM-11662 Bezel (headlamp control switch)- 1-1/8" length	1	OM,1M	50-51
	FAB-11662-A Nut (headlamp control switch)- 9/16" length	1	MA	52-53
	FAB-10852-B Bezel (headlamp control switch)	1	MA	53
	8A-13532 Switch assy (headlamp foot dimmer)	1	9M,OM,1M,MA	49-53
	8A-13535-B Cover (headlamp dimmer switch)	1	MA	52-53
09A 13007	Bulb assy (headlamp)-Sealed Beam	2	9M,OM,1M,MA	49-53
1C 13008-A	Headlamp assy-less bulb and wiring	2	9M,OM	49-50
1A 13008-A	Headlamp assy-less bulb and wiring	2	1M	51
FAB 13008-A	Headlamp assy-less bulb and wiring	2	MA	52-53
	355768-S2A Nut (spring)-No. 10-lamp to fender	8	9M,OM,1M,MA	49-53
	355782-S7 Screw and lockwasher (pan head) No. 10-12 x 5/8"-lamp to fender	8	9M,OM,1M,MA	49-53

CHASSIS PARTS CATALOGUE

Headlamp-Continued



PM-602

HEADLAMP AND RELATED PARTS

Basic numbers only shown on illustration. Order by Part Numbers shown in list of parts.

PART NUMBER	PART NAME	NO. REQ'D	MODEL	YEAR
OA 13018-B	Ring (headlamp bulb retainer)-Chrome Flash-alternate in pairs with OA-13018-C	2	9M,OM,1M,MA	19 49-53
OA 13018-C	Ring (headlamp bulb retainer)-Copper Chrome-alternate in pairs with OA-13018-B	2	9M,OM,1M,MA	49-53
	38018-S Screw (fillister head)-No. 8-32 x 5/16"-ring to ball ring	6	9M,OM,1M,MA	49-53
11A 13031	Spring (headlamp ball ring)	4	9M,OM,1M,MA	49-53
8A 13032	Screw (headlamp adjusting)-1/4"-28 x 1-5/8"	4	9M,OM,1M,MA	49-53
11A 13044-A	Gasket (headlamp to fender)-Cork and Rubber	2	9M,OM,1M	49-51
FAA 13044-A	Gasket (headlamp to fender)-Rubber	2	MA	52-53
OA 13045-C	Door assy (headlamp)	2	9M,OM	49-50
1A 13045-B	Door assy (headlamp)	2	1M	51
	357848-S Screw (oval head)-No. 8-15 x 7/8"-door to headlamp body	2	9M,OM,1M	49-51

MERCURY

CHASSIS PARTS CATALOGUE

PART NUMBER	NO. REQ'D	PART NAME	MODEL	YEAR 19__
Headlamp—Continued				
FAA 13061-B	2	Ring (headlamp door)-inner	MA	52-53
FAB 13063-A	2	Ring (headlamp door)-outer	MA	52-53
	2	357848-S Screw (oval head)-No. 8-15 x 7/8"-ring to headlamp body	MA	52-53
1M 13063	2	Retainer (parking lamp lens)	1M	51
FAC 13067-A	6	Clip (headlamp door ring retaining)	MA	52-53
51A 13076-B	2	Wiring assy (headlamp lead)	9M,OM	49-50
1M 13076-A	2	Wiring assy (headlamp leads)	1M	51
FAA 13076-A	2	Wiring assy (headlamp leads)	MA	52-53
	2	8A-14615 Grommet (headlamp wiring thru air deflector)	9M	49
	2	0A-14615 Grommet (headlamp wiring thru air deflector)	OM,1M,MA	50-53
	2	358140-S32 Clip (headlamp and parking lamp wiring to fender apron)	9M,OM,1M	49-51
FAA 13077-A	1	Kit (headlamp door installation)-Refer to Accessories Group for component parts	MA	53
HB 13090	1	Grommet (headlamp dimmer switch)-male	OM72-74,1M72-74	50-51
51A 13091-B NS	2	Grommet (headlamp wire)-part of 51A-13076-B Rubber	9M,OM	49-50
HB 13092	1	Grommet (headlamp dimmer switch)-female-Rubber	OM72-74,1M72-74	50-51
51A 13094 NS	2	Ring (headlamp wiring grommet)-part of 51A-13076-B	9M,OM	49-50

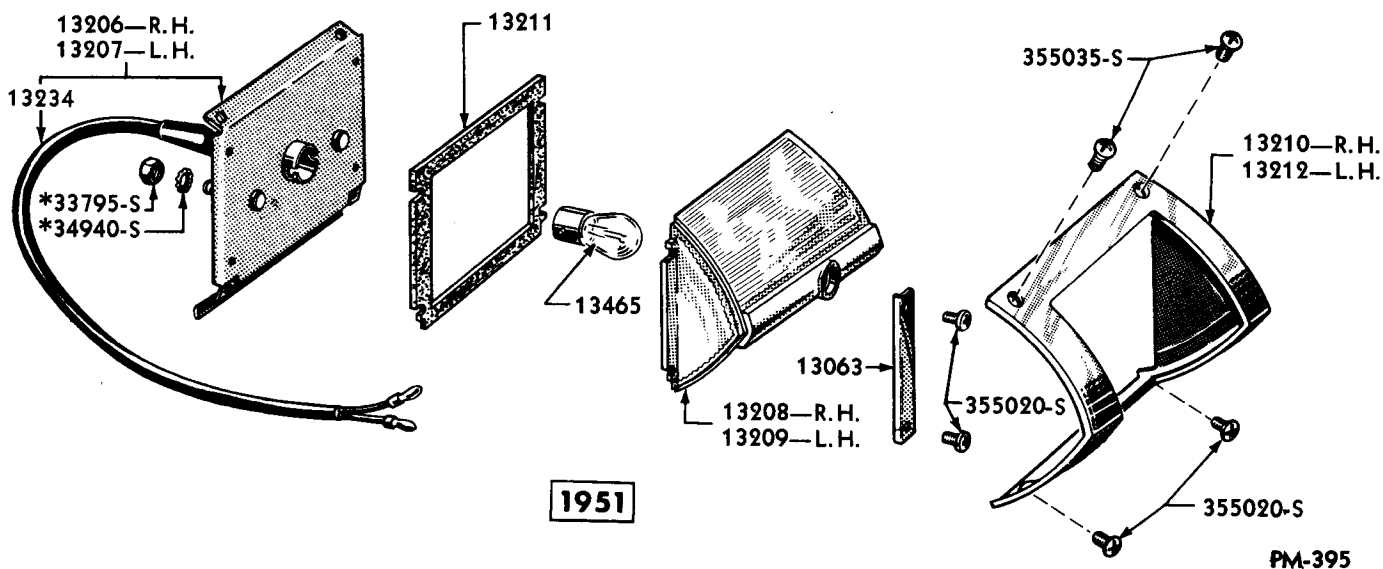
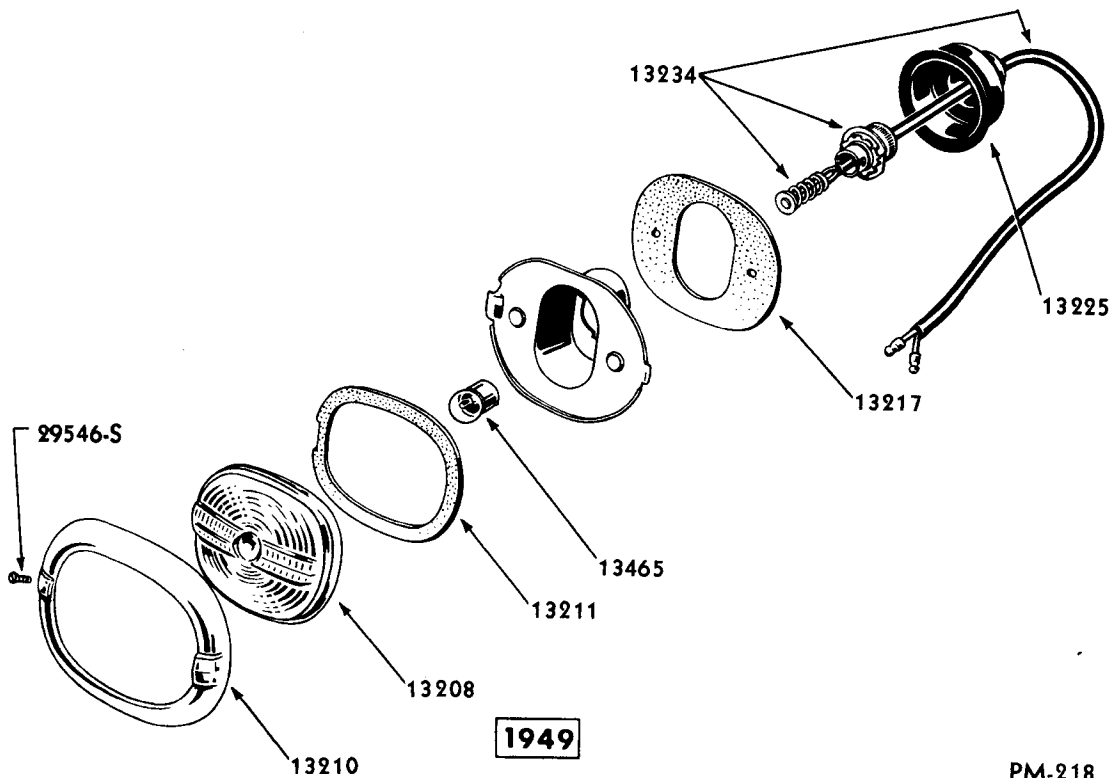
Parking Lamp

7RA 13200	2	Lamp assy (parking)-includes bulb-one wire	9M	49
8M 13200-A	2	Lamp assy (parking)-includes bulb-two wires	9M	49
OM 13200-A	1	Lamp assy (parking)-R.H.	OM	50
1M 13200-A	1	Lamp assy (parking)-R.H.	1M	51
FAB 13200-A	1	Lamp assy (parking)-R.H.	MA	52-53
OM 13201-A	1	Lamp assy (parking)-L.H.	OM	50
1M 13201-A	1	Lamp assy (parking)-L.H.	1M	51
FAB 13201-A	1	Lamp assy (parking)-L.H.	MA	52-53
	2	11A-13465 Bulb (offset pin base)-3-21 C.P. parking lamp	9M,OM,1M,MA	49-53
	4	355299-S8 Bolt (special head)-1/4"-20 x 5/8"-lamp to grille extension	1M	51
	2	358313-S32 Clip (wiring)-lamp wiring to horn bracket	1M	51
	4	34940-S2 Lockwasher (ext. tooth)-1/4"	9M,OM,1M	49-51
	4	33795-S7 Nut (hex)-1/4"-20-parking lamp to fender	9M,OM,1M	49-51
	4	42720-S8 Screw and lockwasher assy (hex head)-No. 8-32 x 1/4"	OM	50

MERCURY

CHASSIS PARTS CATALOGUE

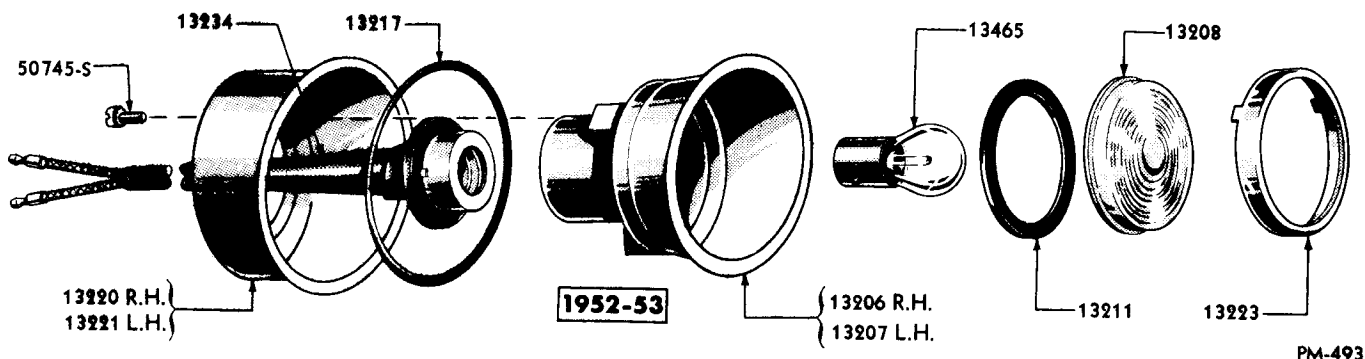
Parking Lamp—Continued



PARKING LAMPS

Basic numbers only shown on illustration. Order by Part Numbers shown in list of parts.

Parking Lamp—Continued



PARKING LAMP

Basic numbers only shown on illustration. Order by Part Numbers shown in list of parts.

PART NUMBER	QTY	PART NAME	NO. REQ'D	MODEL	YEAR 19__
8M-11653-A	1	Wiring assy (headlamp, parking lamp and horn feed)-11 terminals-braided loom approx. 27-1/4" long	1	9M	49
8M-11653-B	1	Wiring assy (headlamp, parking lamp and horn feed)-13 terminals-braided loom approx. 27-1/4" long-horn feed wires with braided covering	1	9M	49
OM-11653	1	Wiring assy (headlamp, parking lamp and horn feed)-13 terminals-braided loom approx. 27-1/4" long	1	OM	50
OM 13204-A	2	Body & wiring (parking lamp)	2	OM	50
1M 13206	1	Body & wiring assy (parking lamp)-R.H.	1	1M	51
FAB 13206-A	1	Body assy (parking lamp)-R.H.-includes rim	1	MA	52-53
1M 13207	1	Body & wiring assy (parking lamp)-L.H.	1	1M	51
FAB 13207-A	1	Body assy (parking lamp)-L.H.-includes rim	1	MA	52-53
7RA 13208	2	Lens (parking lamp)-"MPT-48"	2	9M	49
OM 13208	2	Lens (parking lamp)-"MPT-50"	2	OM	50
1M 13209	1	Lens (parking lamp)-RH-"MPT-51-R"	1	1M	51
FAB 13208-A	2	Lens (parking lamp)-"MPT-52"	2	MA	52-53
1M 13209	1	Lens (parking lamp)-LH-"MPT-51-L"	1	1M	51
	4	44709-S8 Washer (flat)-No. 7-lens to lamp body	4	1M	51
	4	50387-S13 Screw (oval head)-No. 8-32 x 3/8"-lens to lamp body	4	OM	50
1M-13063	2	Retainer (parking lamp lens)	2	1M	51
	8	355020-S13 Screw (fillister head)-No. 8-32 x 5/8" lens to lamp	8	1M	51

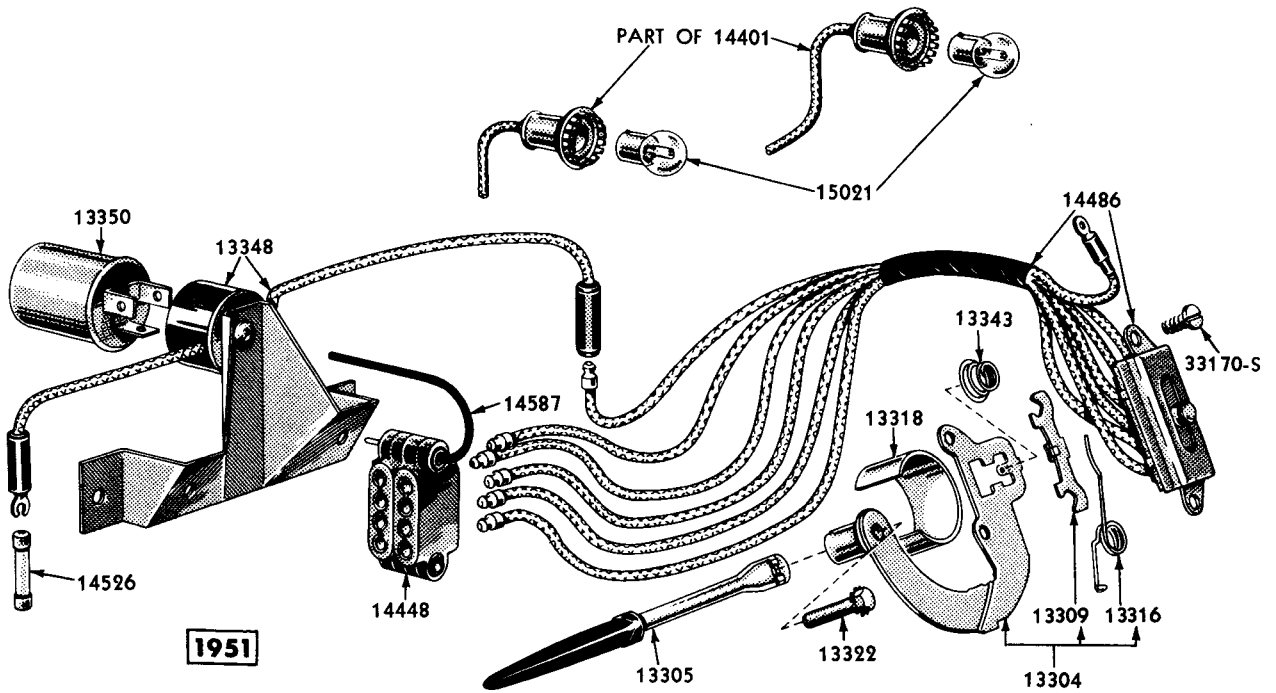
CHASSIS PARTS CATALOGUE

PART NUMBER	PART NAME	NO. REQ'D	MODEL	YEAR
Parking Lamp-Continued				
7RA 13210	Rim (parking lamp)	2	9M	49
1M 13210	Door assy (parking lamp)-R.H.	1	1M	51
	29546-S13 Screw (oval hd.)-No. 6-32 x 5/16"	2	9M	49
	355035-S13 Screw (oval head)-No. 8-32 x 3/8"-door to lamp	4	1M	51
	355020-S13 Screw (fillister head)-No. 8-32 x 5/8"-door to lamp	4	1M	51
7RA 13211	Gasket (parking lamp lens)-oblong-approximately 4" overall length	2	9M	49
OM 13211	Gasket (parking lamp lens)-2-23/32" I.D. x 3-19/64" O.D. circular	2	OM	50
1M 13211	Gasket (parking lamp lens)-4-7/16" x 4-13/16" x 4-29/32" trapezoidal	2	1M	51
FAB 13211-A	Gasket (parking lamp lens)-1-59/64" I.D. x 2-11/32" O.D.-circular	2	MA	52-53
1M 13212	Door assy (parking lamp)-L.H.	1	1M	51
7RA 13217	Pad (parking lamp)-Rubber and Cork	2	9M	49
FAB 13217-A	Gasket (parking lamp body)-3" diameter	2	MA	52-53
FAB 13220-A	Retainer (parking lamp)-R.H.	1	MA	52-53
FAB 13221-A	Retainer (parking lamp)-L.H.	1	MA	52-53
	50745-S7 Screw and washer (fillister head)-No. 10-32 x 3/8"-retainer to lamp	6	MA	52-53
FAB 13223-A	Retainer (parking lamp lens)	2	MA	52-53
OM 13224	Mask (parking lamp lens)-Paper	2	OM	50
7RA 13225	Boot (parking lamp socket)-Rubber	2	9M	49
7RA 13234	Wiring and socket assy (parking lamp)-one wire-approximately 25-5/8" overall length	2	9M	49
8M 13234	Wiring and socket assy (parking lamp)-two wires-approximately 27-3/4" overall length	2	9M	49
1M 13234-A	Wiring and socket assy (parking lamp)-two wires-approximately 40" overall length	2	1M	51
FAA 13234-B	Wiring and socket assy (parking lamp)-two wires-approximately 30" overall length	2	MA	52-53
	356687-S32 Clip (wire)-wiring and socket to air deflector	2	MA	52-53
	358140-S32 Clip (headlamp and parking lamp wiring to fender apron)	2	9M,OM	49-50
OM 13236-A	Rim (parking lamp)-R.H.	1	OM	50
OM 13237-A	Rim (parking lamp)-L.H.	1	OM	50
OM 13244	Gasket (parking lamp water seal)-Sponge Rubber	2	OM	50

MERCURY

CHASSIS PARTS CATALOGUE

Directional Turn Signal



PM-464

DIRECTIONAL TURN SIGNAL

Basic numbers only shown on illustration. Order by Part Numbers shown in list of parts.

PART NUMBER	CLASS	PART NAME	NO. REQ'D	MODEL	YEAR 19__
8L 13304		Plate assy (turn signal switch)-hub overall length 1"	1	9M,OM	49-50
1M 13304-A		Plate assy (turn signal switch)-hub overall length 29/32"	1	1M,MA	51-53
		OM-14448 Block assy (electrical wiring junction)-4 singles & 2 doubles connector type	1	OM,1M,MA	50-53
		8L-14486 Switch & wiring (turn signal)	1	9M	49
		OL-14486 Switch & wiring (turn signal)	1	OM	50
		1M-14486-A Switch & wiring (turn signal)	1	1M,MA	51-53
		33170-S8 Screw (pan head self tapping)-No. 10-16 x 1/4"	2	9M,OM,1M,MA	49-53
		8M-14526 Fuse (turn signal)-15 amp.	1	9M	49
	NS	8A-14526 Fuse (turn signal)-14 amp. serviced in APA-14527-D Kit	1	OM,1M,MA	50-53
		48-15021 Bulb (direction turn signal)-1 C.P. -instrument panel	2	9M,OM,1M,MA	49-53

MERCURY

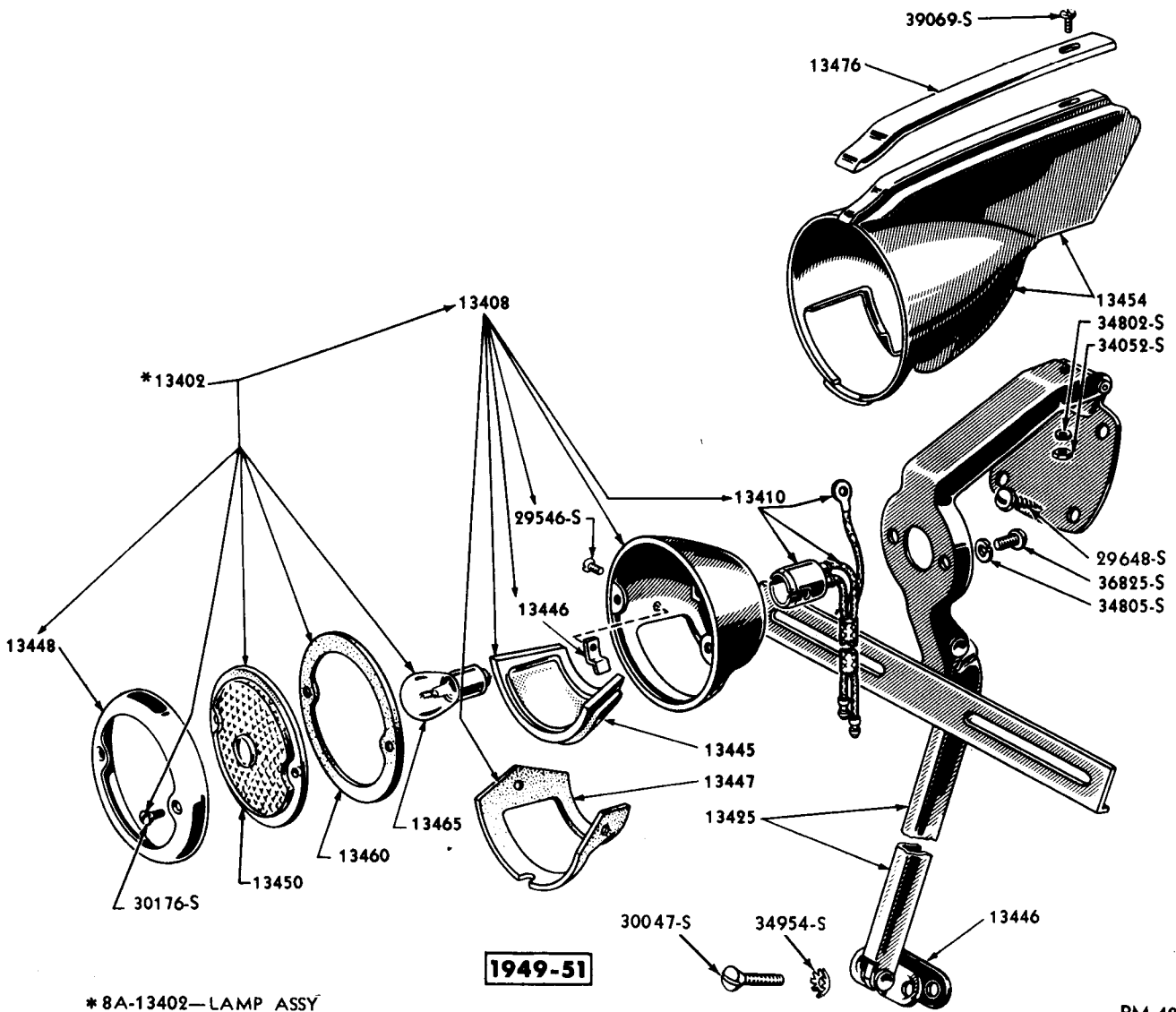
CHASSIS PARTS CATALOGUE

PART NUMBER	PART NAME	NO. REQ'D	MODEL	YEAR
Directional Turn Signal-Continued				
8M 13305-AC	Handle & shank assy (turn signal switch)-Chrome Gray metallic	1	9M	49
OM 13305	Handle and shank assy (turn signal switch)-Black Handle with Chrome shank	1	OM	50
1M 13305-A	Handle and shank assy (turn signal switch)-Black Handle with rounded end Chrome Shank	1	1M,MA	51-53
1M 13305-B	Handle and shank assy (turn signal switch)-Oyster White Handle with rounded end Chrome Shank	1	1M,MA	51-53
8L 13309-B	Pawl (turn signal switch)-1-3/16" overall length	1	9M,OM	49-50
1M 13309-A	Pawl (turn signal switch)-1-11/16" overall length	1	1M,MA	51-53
8L 13316	Spring (turn signal switch pawl)-3 coils	1	9M,OM	49-50
1M 13316-A	Spring (turn signal switch pawl)-3-1/2" coils	1	1M,MA	51-53
8L 13318-A	Cam (directional signal turn off)	1	9M,OM,1M	49-51
1A 13318-A	Cam (directional signal turn off)	1	9M,OM,1M,MA	49-53
OM 13322	Screw and washer assy (turn signal handle and shank to steering column)-No. 10-32 x 1-1/4"-tapered- 3-1/2 coils	1	OM,1M,MA	50-53
1M 13343-A	Spring (turn signal switch plate retainer)	1	1M,MA	51-53
OM 13348	Bracket assy (turn signal flasher)	1	OM,1M	50-51
FAA 13348-B	Bracket assy (turn signal flasher)	1	MA	52
	42360-S7 Screw (hex-hd self tapping)- No. 10-16 x 3/8" flasher bracket to instrument panel	2	OM,1M	50-51
	52726-S8 Screw (pan head)- No. 8-15 x 1/2"-bracket to circuit breaker support	1	MA	52
8L 13350-C	Flasher assy (direction turn signal)	1	9M,OM,1M,MA	49-52
FAA 13350-A	Flasher assy (directional turn signal)	1	MA	53
8L 13351	Clamp (direction signal flasher)	1	9M	49
FAB 13351-A	Bracket (turn signal flasher mounting)	1	MA	53
	52726-S8 Screw (pan head)-No. 8-15 x 1/2"-bracket to circuit breaker mounting support	1	MA	53
BA 13398-A	Bumper assy (rear license plate support)-alternate with BA-13398-B	2	MA except 79	52-53
BA 13398-B	Bumper assy (rear license plate support)-alternate with BA-13398-A	2	MA except 79	52-53

Rear Lamp

8A 13402-A	Lamp assy (rear)-consists of the following (1) 8A 13408 Body (1) 8A-13410-B Wire & Socket (1) 40-13445 Lens (2) B-13446 Retainer (1) 40-13447 Gasket (1) 40-13448-A Door (1) 40-13450-A Lens (1) 40-13460 Gasket (1) 11A-13465 Bulb (2) 29546-S13 Screw (2) 30170-S13 Screw	2	9M79,OM79,1M79	49-51
------------	--	---	----------------	-------

Rear Lamp—Continued



PM-482

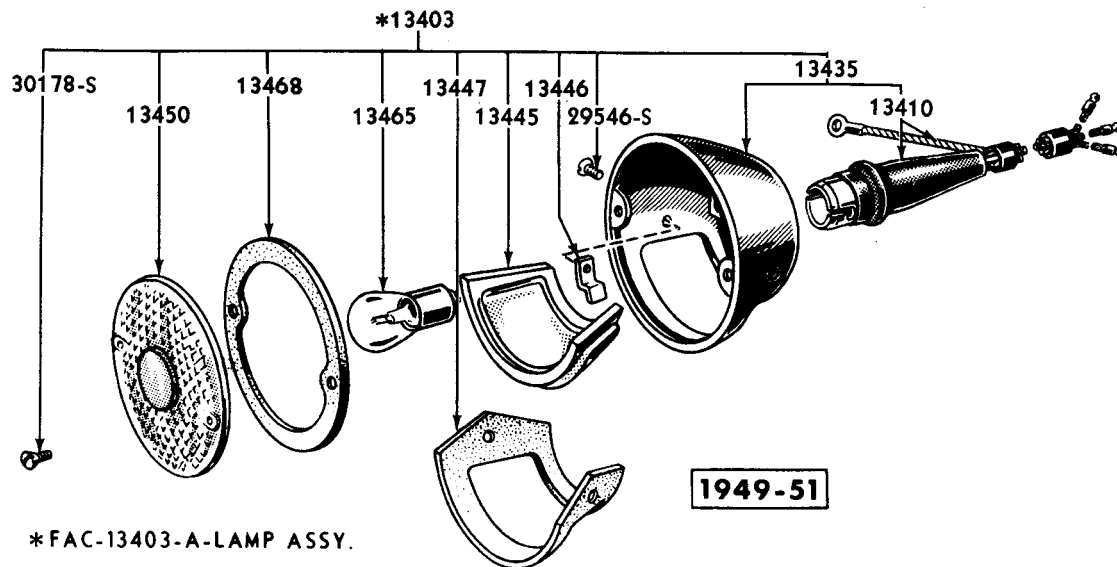
STATION WAGON REAR LAMP AND RELATED PARTS

Basic numbers only shown on illustration. Order by Part Numbers shown in list of parts.

PART NUMBER	PART NAME	NO. REQ'D	MODEL	YEAR
FAC 13403-A	Lamp assy (rear)-consists of the following (1) FAB-13410-A Wire & Socket (1) 40-13445 Lens (1) FAA-13447-A Gasket (1) FAD-13461-A Gasket (2) 29546-S13 Screw (1) FAC-13435-A Body (2) B-13446 Retainer (1) FAE-13450-A Lens (1) 11A-13465 Bulb (2) 30178-S6 Screw	2	9M79,0M79,1M79	49-51
	34940-S2 Lockwasher-1/4"-lamp to hinge	4	9M79,0M79,1M79	49-51
	27083-S7-8 Screw (round head)-1/4"-28 x 1/2"-lamp to hinge	4	9M79,0M79,1M79	49-51

CHASSIS PARTS CATALOGUE

Rear Lamp—Continued



*FAC-13403-A-LAMP ASSY.

PM-640

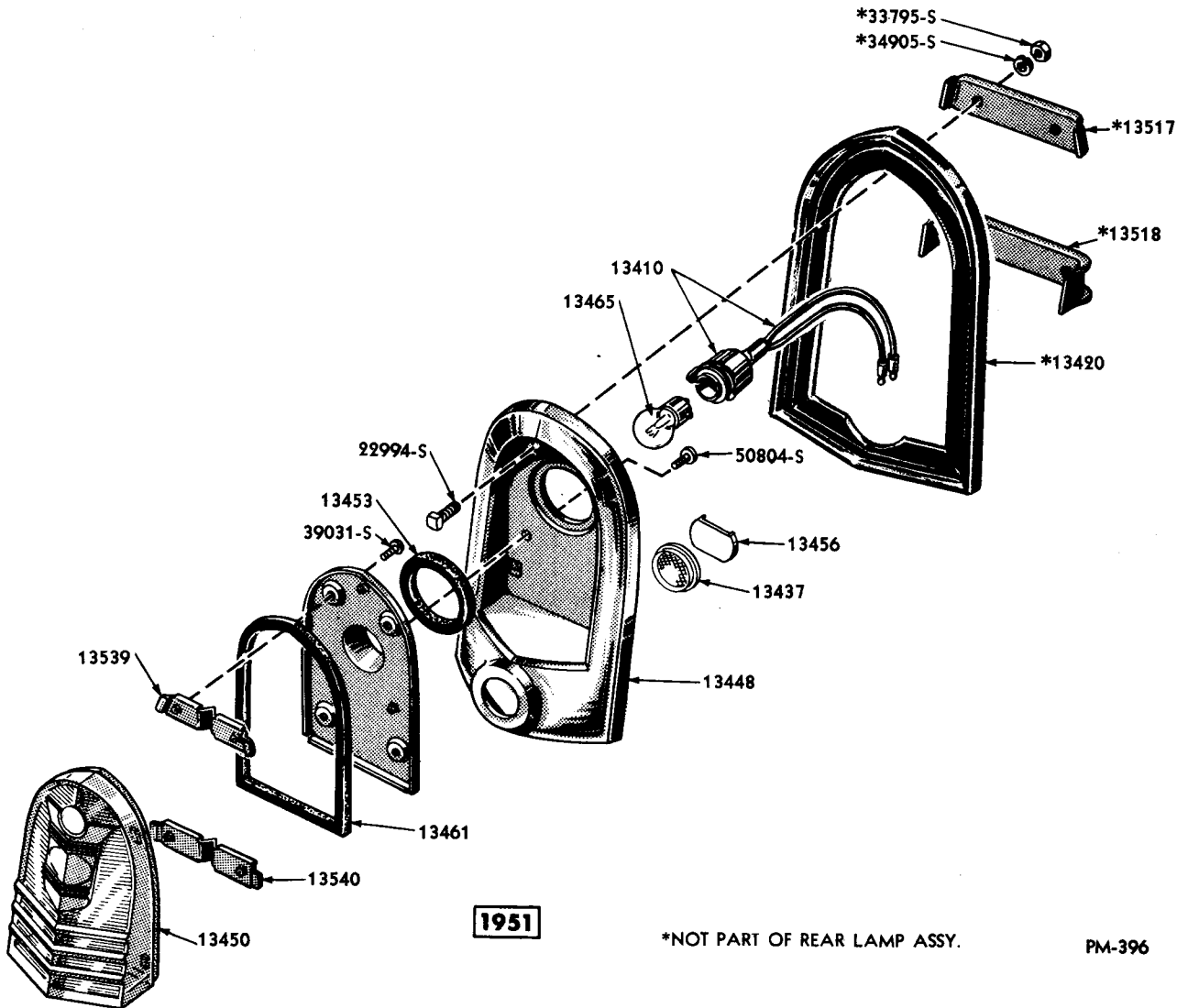
STATION WAGON REAR LAMP

Basic numbers only shown on illustration. Order by Part Numbers shown in list of parts.

PART NUMBER	QTY	PART NAME	NO. REQ'D	MODEL	YEAR
8M 13404-A		Lamp assy (rear)-RH	1	9M,OM, except 79	49-50
1M 13404-A		Lamp assy (rear)	2	1M except 79	51
FAB 13404-A		Lamp assy (rear)	2	MA	52-53
8M 13405-A		Lamp assy (rear)-LH	1	9M,OM, except 79	49-50
		11A-13465 Bulb (offset pin base)-3-21 C.P.-rear lamp	2	9M,OM,1M,MA	49-53
		1M-13517 Clamp (rear lamp mounting)-upper	2	1M except 79	51
		1M-13518 Clamp (rear lamp mounting)-lower	2	1M except 79	51
		22994-S8 Bolt (square head)-1/4"-20 x 7/8"-lamp to lens	8	1M except 79	51
		34905-S7 Lockwasher-1/4"-lamp to body	8	1M except 79	51
		34940-S2 Lockwasher-1/4"-external tooth-lamp to body	10	MA	52-53
		33795-S7 Nut (hex)-1/4"-20-lamp to body	8 or 10	1M except 79,MA	51-53
8A 13408		Body assy (rear lamp)	2	9M79,OM79,1M79	49-51
8A 13410-B		Wiring and socket assy (rear lamp)-3 leads-40" long	2	9M79,OM79,1M79	49-51
8M 13410-A		Wiring and socket assy (rear lamp)-2 leads-9-1/2" long	2	9M,OM,1M, except 79	49-51
1A 13410		Wiring and socket assy (rear lamp)-2 leads-7" long	2	MA	52-53
FAB 13410-A		Wiring and socket assy (rear lamp)-3 leads-40" long	2	9M79,OM79,1M79	49-51
		356668-S32 Clip (rear lamp wiring to floor pan)	2	9M79,OM79,1M79	49-51
8M 13412		Wiring and socket assy (rear license lamp)-partial socket	1	9M,OM,1M, except 79	49-51
1M 13412-A		Wiring and socket assy (rear license lamp)-18" long	1	9M,OM,1M, except 79	49-51

CHASSIS PARTS CATALOGUE

Rear Lamp —Continued



REAR LAMP AND RELATED PARTS

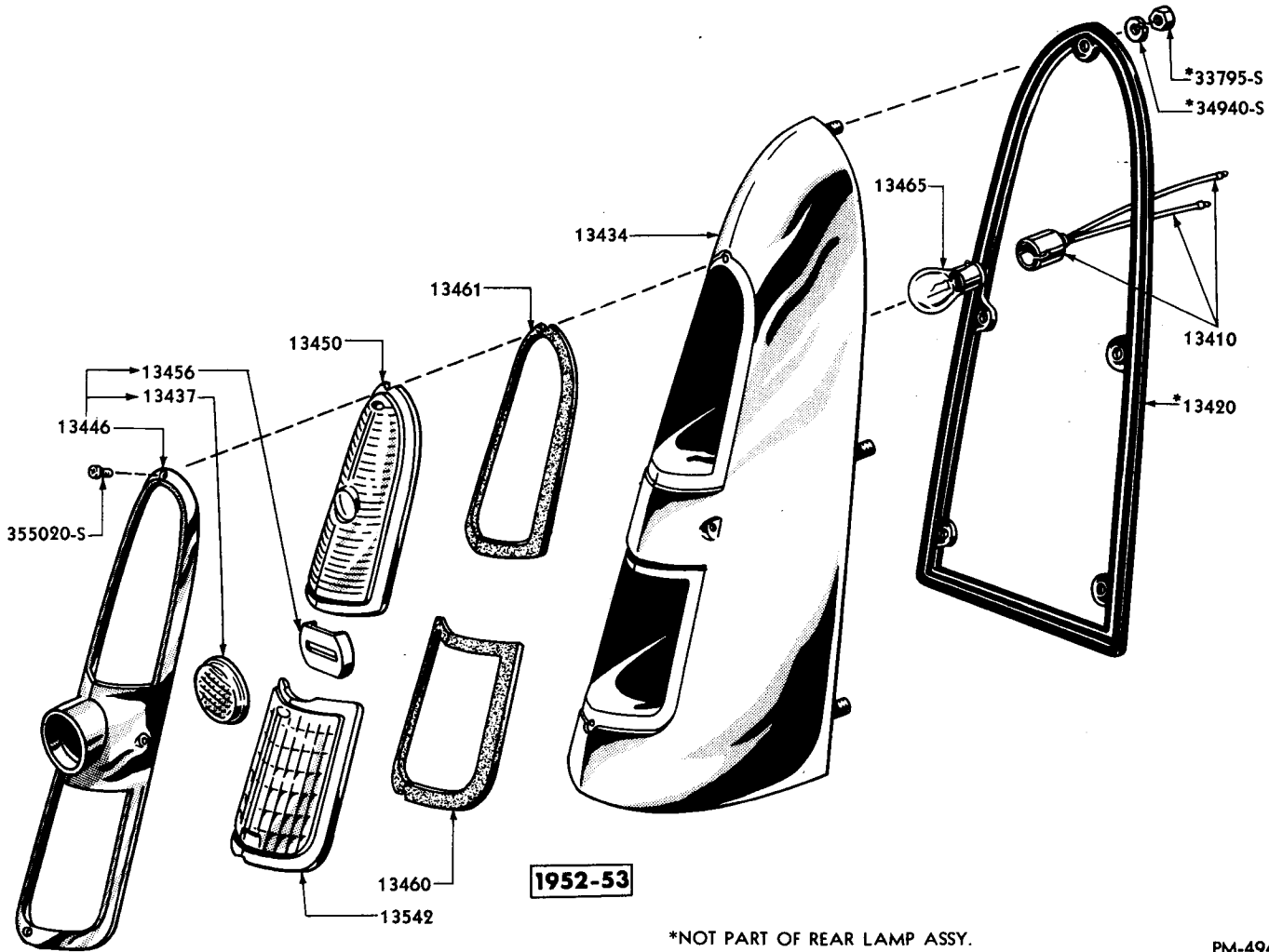
Basic numbers only shown on illustration. Order by Part Numbers shown in list of parts.

PART NUMBER	PART NAME	NO. REQ'D	MODEL	YEAR 19
357215-S32	Nut (speed)-No. 10-hinge to tailgate	4	GM79, OM79, LM79	49-51
27099-S7	Screw (rd-hd)-1/4"-28 x 5/8"-lamp to hinge	4	GM79, OM79, LM79	49-51
32884-S13	Screw (rd-hd)-No. 10-12 x 1"-hinge to tailgate	4	GM79, OM79, LM79	49-51
34954-S13	Washer (countersunk lock)-1/4"-hinge to body panel	4	GM79, OM79, LM79	49-51
BC 13431-B	Hinge assy (rear license plate support)	1	MA except 79	52-53
BA 13432-B	Pin (rear license plate support hinge)	1	MA except 79	52-53
FAA 13432-A	Pin (rear license plate mounting bracket hinge)-3-1/8" length	1	MA79	52-53

MERCURY

CHASSIS PARTS CATALOGUE

Rear Lamp—Continued



REAR LAMP AND RELATED PARTS

Basic numbers only shown on illustration. Order by Part Numbers shown in list of parts.

PART NUMBER	UNIT	PART NAME	NO. REQ'D	MODEL	YEAR 19__
FAB 13434-A		Body assy (rear lamp)	2	MA	52-53
FAC 13435-A		Body assy (rear lamp)-includes socket and wiring	2	9M79, 0M79, 1M79	49-51
8M 13437		Lens (rear lamp reflector)-Glass	2	9M, 0M, except 79	49-50
1M 13437		Reflector (rear lamp)	2	1M except 79	51
FAC 13437-A		Reflector (rear lamp)-double lens	2	MA	52-53
8M 13440-A	NS	Body (rear lamp)-serviced in 8M-13404-5-A	2	9M, 0M, except 79	49-50
		34902-S7 Lockwasher (internal tooth)- No. 8	12	9M, 0M, except 79	49-50
		37611-S7 Screw (fillister head)-No. 8 32 x 1/4"	12	9M, 0M, except 79	49-50
1M 13441	NS	Body (rear lamp)-serviced in 1M-13404 assembly	2	1M except 79	51
		50804-S8 Screw & washer (pan hd)-No. 10- 32 x 3/8"-lamp body to door	6	1M except 79	51
		39016-S7 Screw (pan head)-No. 8-32-5/16" -lamp body to lens	8	1M except 79	51

CHASSIS PARTS CATALOGUE

PART NUMBER	PART NAME	NO. REQ'D	MODEL	YEAR 19__
Rear Lamp—Continued				
40 13445	Lens (rear lamp)-White-Glass	1	9M79,OM79,1M79	49-51
B 13446	Retainer (rear lamp white lens)	4	9M79,OM79,1M79	49-51
	29546-S13 Screw (oval hd)-No. 6-32 x 5/16"	4	9M79,OM79,1M79	49-51
7A 13446	Gasket (rear lamp hinge bracket to body)-Cork	2	9M79,OM79,1M79	49-51
FAA 13446-A	Door assy (rear lamp)-includes 1M-13437 and 1M-13456	2	MA	52-53
	355020-S13 Screw (fillister head)-No. 8-32 x 5/8"-door to lamp body	8	MA	52-53
40 13447	Gasket (rear lamp white lens)-Cork	2	9M79,OM79,1M79	49-51
FAA 13447-A	Gasket (rear lamp white lens)-Rubber	2	9M79,OM79,1M79	49-51
40 13448-A	Rim (rear lamp)-Polished	2	9M79,OM79,1M79	49-51
	30178-S6 Screw (oval head)-No. 8-32 x 5/8"-door to body	4	9M79,OM79,1M79	49-51
8M 13448	Door (rear lamp)-R.H.	1	9M,OM, except 79	49-50
1M 13448-A	Door (rear lamp)	2	1M except 79	51
8M 13449	Door (rear lamp)-LH	1	9M,OM, except 79	49-50
40-13450-A	Lens (rear lamp)-Ruby	2	9M79,OM79,1M79	49-51
8M 13450-A	Lens (rear lamp)-R.H.-Red-"MRST-48-AR"-Glass	1	9M,OM, except 79	49-50
8M 13450-C	Lens (rear lamp)-R.H.-Red-"MRST-48-CR"-Plastic	1	9M,OM, except 79	49-50
1M 13450	Lens (rear lamp)-Red-"MRST-51"	2	1M except 79	51
FAE 13450-A	Lens (rear lamp)-upper "MRST-52"	2	MA	52-53
FAE 13450-A	Lens (rear lamp)-"Duo Lamp-C"	2	9M79,OM79,1M79	49-51
	30178-S6 Screw (oval head)-No. 8-32 x 5/8"-lens to body	4	9M79,OM79,1M79	49-51
	FAA-13542-A Lens (rear lamp)-lower-"MB-52"	2	MA	52-53
8M 13451-A	Lens (rear lamp)-LH-Red-"MRST-48-AL"	1	9M,OM, except 79	49-50
8M 13451-C	Lens (rear lamp)-L.H.-Red-"MRST-48-CL"-Plastic	1	9M,OM, except 79	49-50
	1M-13539 Retainer (rear lamp lens)-upper	2	1M except 79	51
	1M-13540 Retainer (rear lamp lens)-lower	2	1M except 79	51
8M 13453	Gasket (rear lamp water seal)	2	9M,OM, except 79	49-50
1M 13453	Gasket (rear lamp)-water seal-1-39/64" I.D. x 2-7/64" O.D.	2	1M except 79	51
8A 13454	Shell assy (rear lamp)	1	9M79,OM79,1M79	49-51
	34802-S7 Lockwasher-No. 8-shell to hinge	2	9M79,OM79,1M79	49-51
	34052-S7 Nut (hex)-No. 8-32-shell to hinge	2	9M79,OM79,1M79	49-51
	39069-S13 Screw (rd-hd)-No. 8-32 x 5/8"-shell to hinge	2	9M79,OM79,1M79	49-51
BA 13455-A	Spring (rear license plate support)	1	MA except 79	52-53
8M 13456	Retainer (rear lamp reflector)-circular-1-3/8" dia.	2	9M,OM, except 79	49-50
1M 13456-A	Retainer (rear lamp reflector)-oblong-1-3/8" x 7/8"	2	1M, except 79,MA	51-53
	34937-S7 Lockwasher (external tooth)-No. 6	4	9M,OM, except 79	49-50
	38176-S7 Screw (pan hd)-No. 6-32 x 1/4"	4	9M,OM, except 79	49-50
40 13460	Gasket (rear lamp door)-inner-Cork Composition	2	9M79,OM79,1M79	49-51
FAA 13460-A	Gasket (rear lamp lower lens)	2	MA	52-53

MERCURY

CHASSIS PARTS CATALOGUE

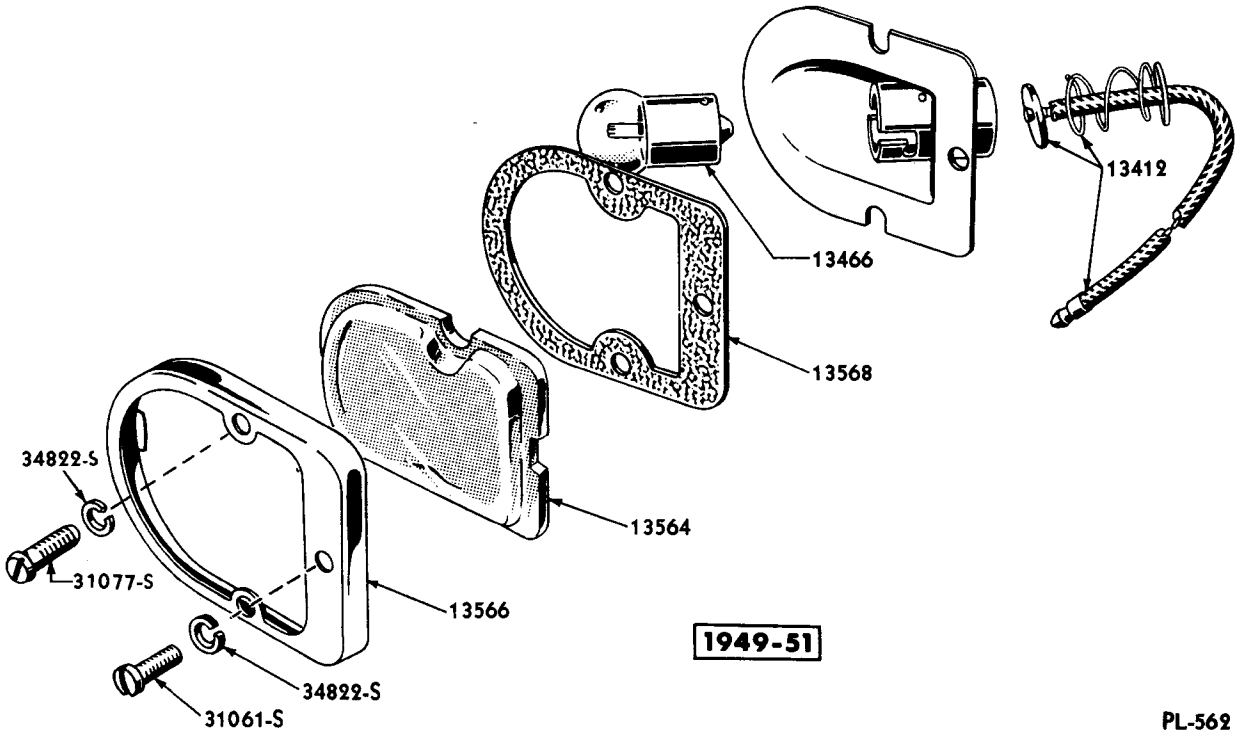
PART NUMBER	PART NAME	NO. REQ'D	MODEL	YEAR
Rear Lamp—Continued				
8M 13461	Gasket (rear lamp door)	2	9M,OM, except 79	49-50
1M 13461	Gasket (rear lamp lens)-5-7/8" x 3-1/2"-one radial end	2	1M except 79	51
FAB 13461-A	Gasket (rear lamp upper lens)	2	MA	52-53
FAD 13461-A	Gasket (rear lamp lens)-Rubber-3-3/8" I.D. x 3-3/4"	2	9M79,OM79,1M79	49-51
8A 13464	Bulb (courtesy lamp)-6 C.P.-D.C.	2	9M,OM,1M, except 72A	49-51
8A 13464	Bulb (dome lamp)-6 C.P.-D.C.	1	9M,OM, except 72A, 1M79	49-51
B 13465	Bulb (back up lamp)-21 C.P.-S.C.	2	9M,OM,1M, except 79, MA	49-53
11A 13465	Bulb (offset pin base)-3-21 C.P.	as reqd	9M,OM,1M,MA	49-53
B 13466	Bulb-3C.P.-S.C.-No. 63	as reqd	9M,OM,1M,MA	49-53
78 13466	Bulb (clear)-1-1/2" C.P.-S.C.	as reqd	9M,OM,1M,MA	49-53
7C 13467	Shield (rear lamp wire)	2	9M79,OM79,1M79	49-51
8A 13476	Moulding (rear lamp)	2	9M79,OM79,1M79	49-51
11A 13480	Switch assy (stoplight)	1	9M,OM,1M,MA	49-53

Luggage Compartment Lamp

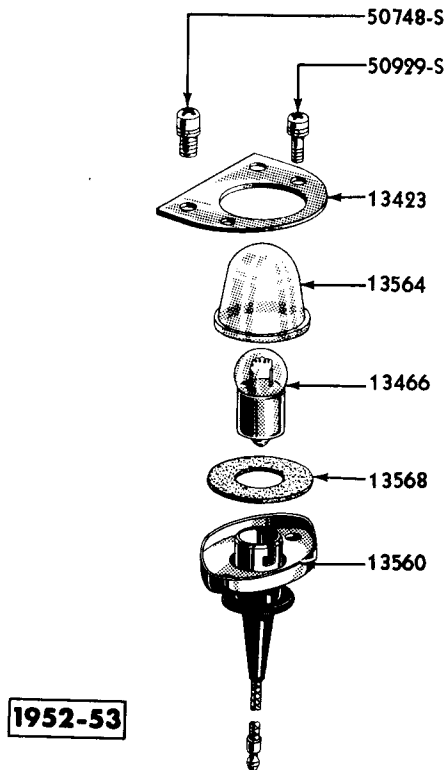
8M 13506	Lamp assy (luggage compartment)	1	9M,OM, except 79	49-50
1M 13506	Lamp assy (luggage compartment)	1	1M except 79,MA	51-53
	356687-S32 Clip (wire)-lamp to luggage compartment	2	1M except 79	51
	B-13466 Bulb-3 C.P.-S.C.-luggage compartment lamp	1	9M,OM,1M except 79,MA	49-53
1M 13517	Clamp (rear lamp mounting)-upper	2	1M except 79	51
1M 13518	Clamp (rear lamp mounting)-lower	2	1M except 79	51
8A 13532	Switch assy (headlamp foot dimmer)	1	9M,OM,1M,MA	49-53
	352301-S8 Screw & lockwasher assy (pan hd)-1/4"-20 x 3/4" switch to floor	2	9M,OM,1M,MA	49-53
8A 13535-B	Cover (headlamp dimmer switch)	1	MA	52-53
	52727-S8 Screw (pan head)-No. 10-12 x 1/2"-cover to dash panel	3	MA	52-53
1M 13539	Retainer (rear lamp lens)-upper	2	1M except 79	51
1M 13540	Retainer (rear lamp lens)-lower	2	1M except 79	51
FAA 13542-A	Lens (rear lamp)-lower-"MB-52"	2	MA	52-53
8M 13546	Switch and wire assy (luggage compartment lamp)	1	9M except 79	49
OM 13546	Switch and wire assy (luggage compartment lamp)	1	OM except 79	50
	356687-S32 Clip (attach luggage compartment switch & wire to luggage compartment rib brace)	2	9M except 79	50
	34902-S7 Lockwasher-No. 8-switch to luggage compartment door	1	9M,OM, except 79	49-50
	37611-S7 Screw (fillister head)-No. 8-32 x 1/4"-switch to luggage compartment door	1	9M,OM, except 79	49-50
8M 13547	Lens and retainer (luggage compartment lamp)	1	9M,OM,1M,MA, except 79	49-53
OM 13549	Wiring assy (luggage compartment lamp)	1	OM,1M, except 79	50-51

CHASSIS PARTS CATALOGUE

Rear License Lamp



PL-562



PL-718

LICENSE PLATE LAMP

Basic numbers only shown on illustration. Order by Part Numbers shown in list of parts.

MERCURY

CHASSIS PARTS CATALOGUE

PART NUMBER	UNIT	PART NAME	NO. REQ'D	MODEL	YEAR
Rear License Lamp—Continued					
8M 13550		Lamp assy (license plate)-with 8M-13412 assy	1	9M,OM,1M, except 79	49-51
1M 13550-A		Lamp assy (license plate)-with 1M-13412-assy	1	9M,OM,1M, except 79	49-51
FAA 13550-A	NS	Lamp assy (license plate)-service details	1	MA except 79	52-53
FAA 13550-B	NS	Lamp assy (license plate)-service details	1	MA79	52-53
		50748-S8 Bolt and washer (fillister head)-1/4"-28 x 3/8"- lamp to stone deflector	2	MA except 79	52-53
		356640-S2 Clip (license plate lamp wire to stone deflector)	1	9M,OM,1M, except 79	49-51
		34805-S8 Lockwasher-1/4"-lamp and bracket to tailgate	3	MA79	52-53
		34822-S7 Lockwasher-No. 8-lamp to license plate guard	2	9M except 79	49
		33920-S Nut (hex)-1/4"-20-lamp and bracket to tailgate	3	MA79	52-53
		72000-S7 Pin (cotter)-1/16" x 3/8"-lamp and bracket to linkage	1	MA79	52-53
		31077-S8 Screw (pan head)-No. 8-32 x 5/8"-lamp to license plate guard	2	9M except 79	49
		50929-S8 Screw and washer (fillister head)-No. 8-32 x 1/2"-lamp to bumper guard	2	OM,1M, except 79	50-51
		50929-S8 Screw and washer (fillister head)-No. 8-32 x 1/2"-lamp to lamp body	2	MA79	52-53
		44719-S8 Washer (flat)-1/4"-lamp and bracket to tailgate	3	MA79	52-53
		356254-S2 Washer (spring)-1/4"-lamp and bracket to linkage	1	MA79	52-53
		8M-13412 Wiring and socket assy (rear license lamp)-partial socket	1	9M,OM,1M, except 79	49-51
		1M-13412-A Wiring and socket assy (rear license lamp)-18" long	1	9M,OM,1M, except 79	49-51
		FAA-13423-A Bracket (rear license lamp)	1	MA except 79	52-53
		50929-S8 Screw and washer (fillister head)-No. 8-32 x 1/2"-bracket to lamp body	2	MA except 79	52-53
		B-13466 Bulb (clear)-3 C.P.-S.C.-No. 63-license plate lamp	1	9M,OM,1M,MA	49-53
		8M-14567 Grommet (wiring)-license lamp wire thru tailgate inner panel-1-1/4" O.D. with oblong hole	1	MA79	52-53
FAA 13553-A		Body assy (rear license lamp)	1	MA79	52-53
FAA 13555-A		Plate assy (license plate lamp mounting)	1	MA79	52-53
FAA 13560-A		Body and socket assy (rear license lamp)	1	MA except 79	52-53
FAA 13560-B		Body and socket assy (rear license lamp)	1	MA79	52-53
7RA 13564		Lens (license plate lamp)-"FLP-48"	1	9M,OM,1M, except 79, MA79	49-53
FAA 13564-A		Lens (rear license lamp)-"FL-52"	1	MA except 79	52-53
		50929-S8 Screw and washer (fillister head)-No. 8-32 x 1/2"-lens and door to lamp	1	MA79	52-53

CHASSIS PARTS CATALOGUE

PART NUMBER	PART NAME	NO. REQ'D	MODEL	YEAR 19__
Rear License Lamp—Continued				
7RA 13566	Rim (license plate lamp)	1	9M,OM,1M, except 79, MA79	49-53
	50929-S8 Screw and lockwasher (fillister head)-No. 8-32 x 1/2"-door to lamp body	1	9M,OM,1M, except 79, MA79	49-53
7RA 13568	Gasket (rear license lamp lens)	1	9M,OM,1M, except 79, MA79	49-53
FAA 13568-A	Gasket (rear license lamp lens)-45/64" I.D. x 1-13/32" O.D.	1	MA except 79	52-53
FAA 13572-A	Pad (license plate lamp mounting)-rear	1	MA79	52-53
BA 13596-A	Bracket (rear license plate)-side	2	MA except 79	52-53
BA 13597-A	Bracket (rear license plate)-top	1	MA except 79	52-53

Courtesy Lamps

OM 13706	Wire, socket and bracket assy (courtesy lamp)-instrument panel	2	9M,OM,1M	49-51
	34903-S8 Lockwasher-No. 10-lamp to instrument panel	2	9M,OM,1M	49-51
	34079-S7 Nut (hex)-No. 10-32	2	9M,OM,1M	49-51
	39032-S7 Screw (binding head)-No. 10-32 x 3/8"	2	9M,OM	49-50
	50399-S2 Screw (oval head)-No. 10-32 x 1/2"-lamp to instrument panel	2	OM,1M	50-51
	34862-S7 Washer (countersunk)-No. 8-lamp to instrument panel	2	OM,1M	50-51
	44710-S8 Washer (flat)-No. 10-lamp to instrument panel	2	9M	49
	8A-13464 Bulb-6 C.P.-D.C.-instrument panel courtesy lamp	2	9M,OM,1M	49-51
FAA 13707-A	Lamp assy (courtesy)	2	MA76	52-53
	B-13466 Bulb (clear)-3 C.P.-S.C.-No. 63 courtesy lamp	2	MA76	52-53
	52166-S8 Screw (round head)-No. 6-18 x 3/8"-lamp to trim quarter panel	2	MA76	52-53
	FAA-14389-A Wire assy (courtesy lamp socket)	2	MA76	52-53
	FAB-14389-A Wire assy (courtesy lamp socket)	2	MA	52-53
8M 13708	Wiring assy (front window switches to body harness)	1	9M,OM,1M, except 79	49-51
FAA 13709-A	Body and socket (courtesy lamp)	2	MA76	52-53
OM 13710	Wiring assy (transmission indicator lamp)	1	OM	50
8M 13713	Switch assy (courtesy lamp)-Steel plunger	2or4	9M,OM,1M	49-51
OA 13713	Switch assy (courtesy lamp)-Plastic plunger	2or4	MA	52-53
OM 13714	Socket and rim assy (courtesy lamp)	2	MA	52-53
	34802-S7 Lockwasher-No. 8-lamp to lever socket	1	MA	52-53
	34079-S7 Nut (hex)-No. 10-32-socket and rim to instrument panel	2	MA	52-53
	26457-S7 Screw (round head)-No. 8-32 x 1/4"-lamp to lever socket	1	MA	52-53
	50998-S8 Screw and washer (pan head)-No. 10-32 x 5/8"-socket and rim to instrument panel	2	MA	52-53
FAB 13721-A	Socket (interior lamp)-roof rail	2	MA60B	52-53
FAA 13723-A	Door and lens assy (courtesy lamp)	2	MA76	52-53

MERCURY

CHASSIS PARTS CATALOGUE

PART NUMBER	PART NAME	NO. REQ'D	MODEL	YEAR
-------------	-----------	-----------	-------	------

Courtesy Lamp—Continued

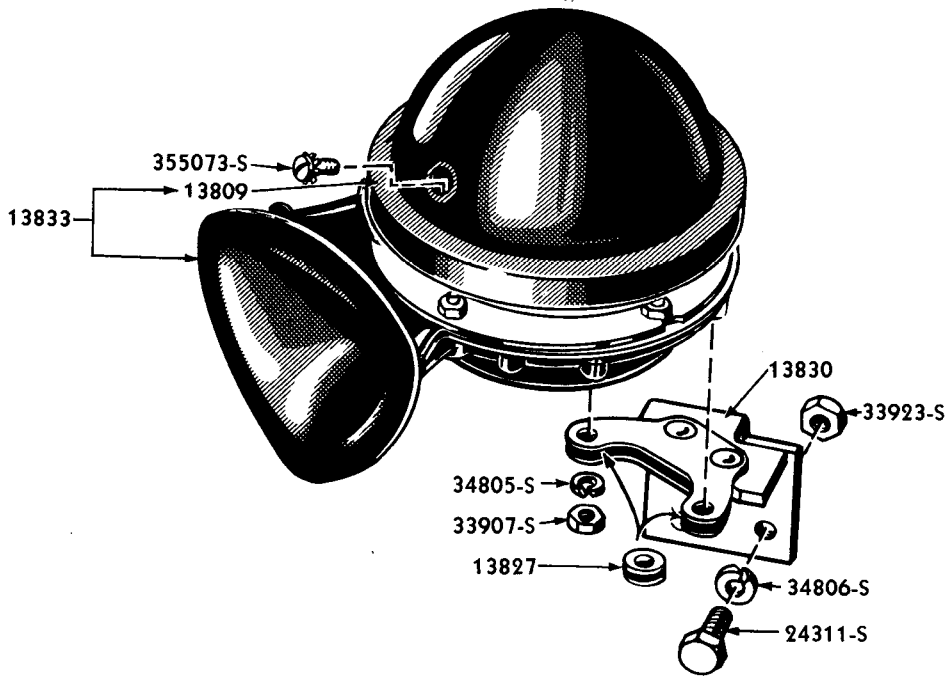
40 13730	Bulb (map light)-6 C.P.-S.C.	1	9M,OM,1M,MA	49-53
40 13730	Bulb (dome light)-6 C.P.-S.C.	1	9M76,OM76,1M76	49-51
5EH 13740-B	Switch assy (instrument light resistance)	1	9M	49
OL 13740	Switch assy (instrument panel lights)	1	OM,1M,MA	50-52
FAA 13740-A	Switch assy (instrument panel lights)-with ceramic resistor block	1	MA	53
	34802-S7 Lockwasher-No. 8-switch to lighting switch	2	OM,1M,MA	50-53
	26457-S7 Screw (round head)-No. 8-32 x 1/4"-switch to lighting switch	2	OM,1M,MA	50-53

Dome Lamp

FAA 13745-A	Switch and escutcheon assy (dome lamp)	1	MA	52-53
	358429-S32 Clip (wiring)-switch and escutcheon to trim panel	2	MA	52-53
8M 13752-A	Switch assy (dome lamp)	1	9M except 76	49
8H 13752-A	Switch assy (dome lamp)	1	9M76	49
0A 13752	Switch assy (map lamp)	1	MA	52-53
	FAB-10852-C Bezel (map lamp control switch)	1	MA	52-53
	8A-11662 Nut (map lamp switch)-7/16"	1	MA	52-53
	52720-S8 Screw (pan head)-No. 8-15 x 3/8"-switch to pillar and quarter panel	2	MA	52-53
0H 13752	Switch and housing assy (dome lamp)	1	OM76,1M76	50-51
OM 13752	Switch assy (dome lamp)	1	OM,1M, except 76	50-51
	34801-S7 Lockwasher-No. 6	2	9M76,OM76	49-50
	34802-S7 Lockwasher-No. 8-switch assy to belt rail	2	9M76	49
	34051-S7 Nut (hex)-No. 6-32	2	9M76,OM76	49-50
	36799-S7 Screw (rd-hd)-No. 8-32 x 3/8"-switch assy to belt rail	2	9M76	49
	52342-S13 Screw (oval head self tapping)-No. 6-18 x 1/2"-switch to pillar or roof bow	2	9M,OM,1M, except 74	49-51
	52358-S23 Screw (oval head)-No. 6-18 x 3/4"-switch to pillar	2	OM74,1M74	50-51
8H 13754	Switch assy (dome lamp)-less housing	1	9M76,OM76,1M76	49-51
FAB 13755-B	Knob assy (map lamp)-1" length	1	MA	52-53
	27145-S13 Screw (round head)-No. 10-32 x 1"-knob to instrument panel	1	MA	52-53
FAA 13762-A	Body and lens assy (map lamp)	1	MA	52-53
	34902-S8 Lockwasher-No. 8-body and lens to lower housing	2	MA	52-53
	50507-S2 Screw (pan head)-No. 8-32 x 3/8"-body and lens to lower housing	2	MA	52-53
8M 13763	Bracket (map lamp)	1	9M,OM,1M	49-51
5EH 13770	Escutcheon (dome lamp switch)	1	9M,OM,1M, except 76	49-51
1M 13776	Lamp assy (dome)	1	1M72-74	51
	52166-S8 Screw (round head)-No. 6-18 x 3/8"-lamp to roof support	3	1M72-74	51

CHASSIS PARTS CATALOGUE

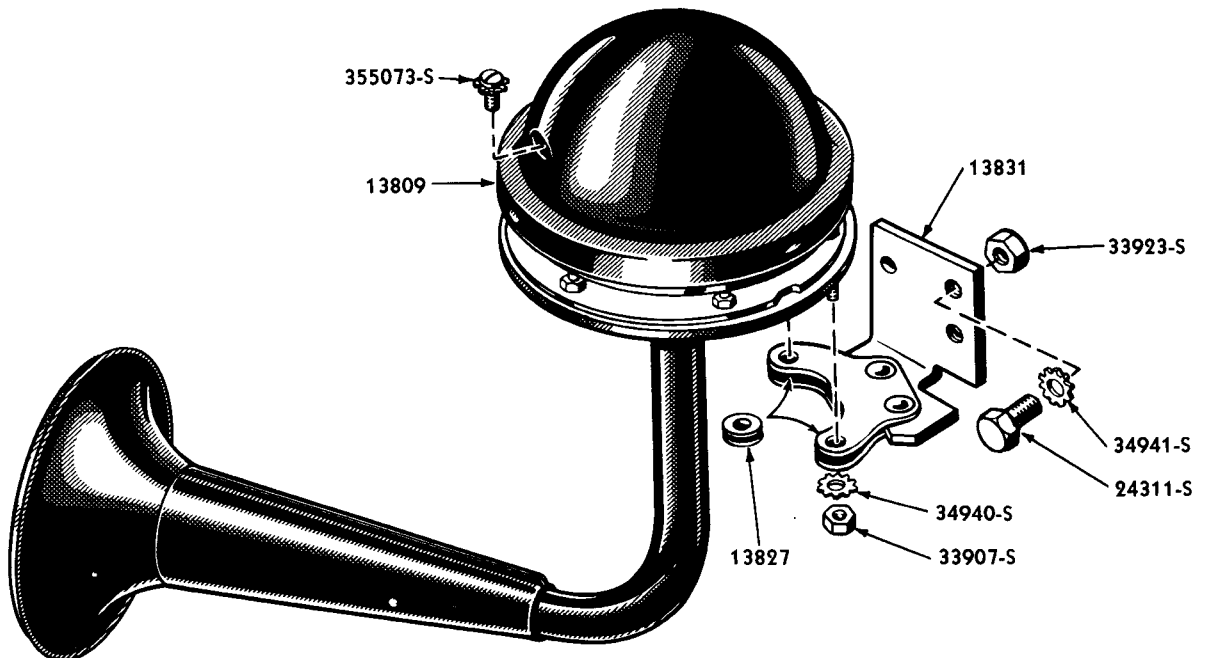
PART NUMBER	PART NAME	NO. REQ'D	MODEL	YEAR 19__
Dome Lamp—Continued				
8M 13777	Lamp assy (dome)	1	9M,OM, except 76, 1M79	49-51
	32926-S7 Screw (pan head self tapping)-No. 4-24 x 3/8"-dome lamp to roof support	3	9M,OM, except 76,1M79	49-51
	8A-13464 Bulb (dome lamp)-6 C.P.-D.C.	1	9M,OM, except 76, 1M79	49-51
	B-13466 Bulb (dome lamp)-3 C.P.-S.C.	2	1M except 76-79	51
FAB 13778-A	Body assy (interior lamp)-roof rail	2	MA60B	52-53
	B-13466 Bulb (clear)-3 C.P.-S.C. No. 63-interior lamp	2	MA60B	52-53
	FAB-13721-A Socket (interior lamp)-roof rail	2	MA60B	52-53
	52726-S8 Screw (pan head)-No. 8-15 x 1/2"-body to roof rail	4	MA60B	52-53
FAA 13781-A	Body assy (pillar lamp)	2	MA79	52-53
	B-13466 Bulb (pillar lamp)-3 C.P.	2	MA79	52-53
	351734-S8 Bolt (Fillister head shoulder)-1/4"-20 x 5/8"-body to pillar	2	MA79	52-53
	52743-S8 Screw (pan head)-No. 10-12 x 3/4"-body to pillar	2	MA79	52-53
8M 13783-A	Lens (dome lamp)-1-7/8" x 4-59/64"-rectangular	1	9M,OM, except 76, 1M79	49-51
8M 13783-B	Lens (dome lamp)-1-3/4" x 5-13/64"-rectangular	1	9M76,OM76,1M76	49-51
1M 13783	Lens (dome lamp)-5-1/4" overall length-oblong shape	1	1M except 76-79	51
FAA 13783-A	Lens (pillar lamp)-1-1/8" x 3-1/16"	2	MA79	52-53
	FAA-13860-A Baffle (pillar lamp)	4	MA79	52-53
FAB 13783-A	Lens (dome lamp)-2-11/32" x 4-13/16"-rectangular	1	MA60E-70-73-79	52-53
FAO 13783-A	Lens (interior lamp)-roof rail-1-25/64" width x 4-25/32" top length x 5-3/16" bottom length	2	MA60B	52-53
FAB 13787-A	Body (dome lamp)	1	MA60E-70-73-79	52-53
	FAA-13730-A Bulb (dome lamp)-15 C.P.-S.C.	1	MA60E-70-73-79	52-53
	52720-S8 Screw (pan head)-No. 8-15 x 3/8"-body to lamp support	2	MA60E-70-73-79	52-53
8L 13788	Door (dome lamp)	1	9M76,OM76,1M76	49-51
	52342-S13 Screw (oval head)-No. 6-18 x 1/2"	2	9M76,OM76,1M76	49-51
8M 13788	Door (dome lamp)-9-7/32" overall length	1	9M,OM, except 76, 1M79	49-51
1M 13788	Door (dome lamp)-7-5/16" overall length	1	1M except 76-79	51
8L 13793	Socket assy (dome lamp)	1	9M76,OM76,1M76	49-51
	34938-S7 Lockwasher-No. 8-lamp to roof bow	2	9M76,OM76,1M76	49-51
	33104-S8 Screw (rd-hd self tapping)-No. 8-15 x 1/4"	2	9M76,OM76,1M76	49-51
	40-13730 Bulb (dome light and map light)-6 C.P.-S.C.	1	9M76,OM76,1M76	49-51
8A 13796-B	Wire assy (pillar lamp)	2	MA79	52-53
8A 13796-B	Wire assy (interior lamp)-roof rail	2	MA60B	52-53
FAB 13796-A	Wire assy (dome lamp socket)-90" length	1	MA79	52-53
E 13799	Bulb (engine compartment lamp)-15 C.P.	1	9M,OM,1M,MA	49-53

Horns

PM-450

HORN AND BRACKET (SEA SHELL TYPE)

Basic numbers only shown on illustration. Order by Part Numbers shown in list of parts.



PL-627

HORN AND BRACKET (TRUMPET TYPE)

Basic numbers only shown on illustration. Order by Part Numbers shown in list of parts.

CHASSIS PARTS CATALOGUE


PART NUMBER	PART NAME	NO. REQ'D	MODEL	YEAR 19__
Horns—Continued				
GM 13801-A	Horn and bracket assy-low pitch-L.H.-Sparks Withington design-with reinforcement between horn bracket springs at horn bolt holes-Sea Shell type	1	GM,OM,1M	49-51
GM 13801-B	Horn and bracket assy-low pitch-L.H.-Auto Lite design-w/o spacer between horn bracket springs at horn bolt holes-Sea Shell type	1	GM,OM,1M	49-51
OL 13801-A	Horn and bracket assy-low pitch-Trumpet type	1	1M	51
GM 13802-A	Horn and bracket assy-high pitch-R.H.-Sparks Withington design-with reinforcement between horn bracket springs at horn bolt holes-Sea Shell type	1	GM,OM,1M	49-51
GM 13802-B	Horn and bracket assy-high pitch-R.H.-Auto Lite design-w/o spacer between horn bracket springs at horn bolt holes-Sea Shell type	1	GM,OM,1M	49-51
OL 13802-A	Horn and bracket assy-high pitch-Trumpet type	1	1M	51
51A 13809-A	Cover (horn motor)-Sparks Withington design	2	GM,OM,1M,MA	49-53
51A 13809-B	Cover (horn motor)-Auto Lite design	2	GM,OM,1M,MA	49-53
OL 13809-A	Cover (horn motor)-Trumpet type horn	2	1M	51
51A 13827-A	Spacer (horn bracket)-15/64" thick	4	GM,OM,1M,MA	49-53
51A 13827-B	Spacer (horn bracket)-11/64" thick	4	GM,OM,1M,MA	49-53
GM 13830-A	Bracket assembly (horn)-L.H.-Sparks Withington design-with reinforcement between horn bracket springs at horn bolt holes	1	GM,OM,1M	49-51
GM 13830-B	Bracket assembly (horn)-L.H.-Auto Lite design-w/o reinforcement between horn bracket springs at horn bolt holes	1	GM,OM,1M	49-51
FAC 13830-D	Bracket assy (horn)-R.H.-Sparks Withington design	1	MA	52-53
FAC 13830-E	Bracket assy (horn)-R.H.-Auto Lite design	1	MA	52-53
GM 13831-A	Bracket assembly (horn)-R.H.-Sparks Withington design-with reinforcement between horn bracket springs at horn bolt holes	1	GM,OM,1M	49-51
GM 13831-B	Bracket assembly (horn)-R.H.-Auto Lite design-w/o reinforcement between horn bracket springs at horn bolt holes	1	GM,OM,1M	49-51
FAB 13831-A	Bracket assy (horn)-L.H.-Sparks Withington design	1	MA	52-53
FAB 13831-B	Bracket assy (horn)-L.H.-Auto Lite design	1	MA	52-53
	24311-S8 Bolt (hex-hd)-5/16"-24 x 1/2"-bracket to radiator support	4	GM,OM,1M	49-51
	24327-S7 Bolt (hex-hd)-5/16"-24 x 5/8"-bracket to radiator support	4	MA	52-53
	34806-S7 Lockwasher-5/16"-bracket to radiator support	4	GM,OM,1M	49-51
	34941-S7 Lockwasher-5/16" bracket to radiator support	4	1M,MA	51-53
51A 13832-B	Horn assy-high pitch-R.H.-Auto Lite design	1	GM,OM,1M	49-51
51A 13832-A	Horn assy-high pitch-R.H.-Sparks Withington design	1	GM,OM,1M	49-51
FAB 13832-B	Horn assy-high pitch-R.H.-Sparks Withington design	1	MA	52
FAB 13832-C	Horn assy-high pitch-R.H.-Auto Lite design	1	MA	52
FAB 13832-F	Horn assy-high pitch-R.H.-Sparks Withington design	1	MA	52-53
FAB 13832-G	Horn assy-high pitch-R.H.-Auto Lite design	1	MA	52-53

MERCURY


CHASSIS PARTS CATALOGUE

PART NUMBER	PART NAME	NO. REQ'D	MODEL	YEAR 19__
Horns—Continued				
51A 13833-A	Horn assy-low pitch-L.H.-Sparks Withington design	1	9M,OM,1M	49-51
51A 13833-B	Horn assy-low pitch-L.H.-Auto Lite design	1	9M,OM,1M	49-51
FAC 13833-B	Horn assy-low pitch-L.H.-Sparks Withington design	1	MA	52
FAC 13833-C	Horn assy-low pitch-L.H.-Auto Lite design	1	MA	52
FAC 13833-F	Horn assy-low pitch-L.H.-Sparks Withington design	1	MA	52-53
FAC 13833-G	Horn assy-low pitch-L.H.-Auto Lite design	1	MA	52-53
	33907-88 Nut (hex head)-1/4"-28 horn to bracket	4	9M,OM,1M,MA	49-53
	355073-S7 Screw & lockwasher assy (pan head)-No. 8-32 x 5/16"-horn wire to horn motor	2	9M,OM	49-50
	34805-88 Lockwasher-1/4"-horn to brkt.	4	9M,OM,1M,MA	49-53
7RA 13853-A	Relay and bracket assy (horn)-relay cover 1-1/8" x 1-29/32" x 1-17/32"	1	9M,OM,1M	49-51
FAA 13853-A	Relay and bracket assy (horn)-relay cover 15/16" x 1-13/16" x 1-5/16"	1	MA	52-53
	26462-S7 Screw (rd-hd)-No. 8-32 x 5/16"-wiring to relay and bracket	3	9M,OM,1M,MA	49-53
	31527-S7 Screw (hex washer head)-No. 14 10 x 1/2"-relay and bracket to dash panel or fender apron	2	9M,OM,1M,MA	49-53
	351230-S7 Lockwasher-No. 8-wiring to relay and bracket	3	9M,OM,1M,MA	49-53
FAA 13860-A	Baffle (pillar lamp)	4	MA79	52-53


Wiring




51C-14197



7RA-14197-A



7RA-14197-B



8M-14197

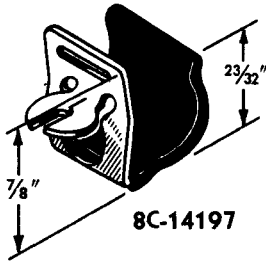
PM-277

51C 14197	Clip (cowl wiring to fender apron)	2or4	QM	49
7RA 14197-A	Clip (fuel line)	as reqd	QM,OM,1M,MA	49-53
7RA 14197-B	Clip (stop light switch wiring to LH fender apron)	1	QM,OM,1M	49-51
7RA 14197-B	Clip (hood catch control cable)	5	QM,OM,1M	49-51
7RA 14197-B	Clip (luggage compartment lamp wire to luggage compartment door inner panel)	1	OM,1M,MA	50-53
7RA 14197-B	Clip (brake pipe to frame)	3	OM,1M	50-51
8C 14197	Clip (starter relay to starter cable)-splash shield	as reqd	QM,OM,1M	49-51
8C 14197	Clip (starter solenoid to pump solenoid cable)-fender apron	2	QM76,1M76	50-51

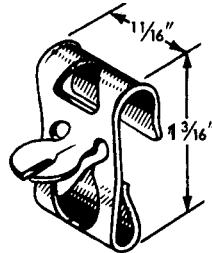
MERCURY

CHASSIS PARTS CATALOGUE

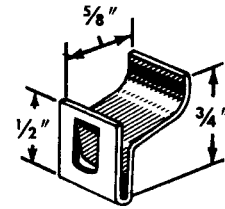
Wiring—Continued



8C-14197



6A-14199



7RC-14281

PM-472

PART NUMBER	CATALOG	PART NAME	NO. REQ'D	MODEL	YEAR 19__
51T 14199		Clip (cowl wiring to fender apron)	1	GM	49
6A 14199		Clip (headlamp and parking lamp wiring to fender apron)	2	GM, OM	49-50
		358315-S32 Clip (cowl wiring fender apron)	1	OM	50
7RC 14281		Clip (headlamp wiring to hood latch support)	2	GM, OM	49-50
		351704-S32 Clip (heat indicator crossover wire and overdrive wiring to carburetor mounting stud)	2	GM, OM	49-50
78 14300		Cable assy (battery to relay)-17-1/4" long	1	GM, OM, LM	49-51
FAB 14300-B		Cable assy (battery to relay)-16-1/2" long	1	MA	52
FAB 14300-C		Cable assy (battery to relay)-18-1/2" long	1	MA	52-53
		34806-S7 Lockwasher-5/16"-cable to starter relay	1	GM, OM, LM, MA	49-53
		33798-S8 Nut (hex)-5/16"-24-cable to starter relay	1	GM, OM, LM, MA	49-53
8L 14301		Cable assy (battery to ground)-14-1/2" long	1	GM, OM, LM	49-51
FAB 14301-B		Cable assy (battery to ground)-19-1/2" long	1	MA	52-53
		20326-S7 Bolt (hex head)-5/16"-18 x 5/8" -cable to cylinder head	1	GM, OM, LM	49-51
		23017-S16 Bolt (square head)-5/16"-18 x 1-1/4"-cable to battery post	2	GM, OM, LM, MA	49-53
		34941-S2 Lockwasher-5/16"-cable to cyl. head	1	GM, OM, LM	49-51
		33797-S16 Nut (hex)-5/16"-18-cable to battery post	2	GM, OM, LM, MA	49-53
		44722-S8 Washer (flat)-5/16"-cable to cylinder head	2	GM, OM, LM	49-51
7RA 14302		Wiring assy (coil to dist.)-low tension-10" long	1	GM, OM, LM, MA	49-53
		34803-S7 Lockwasher-No. 10-wire to distributor and ignition coil	2	GM, OM, LM, MA	49-53
		34079-S7 Nut (hex)-No. 10-32-wire to distributor and ignition coil	2	GM, OM, LM, MA	49-53
8M 14303		Cable assy (dash to engine)-10" long-used with hydraulic system	1	GM, OM, LM, MA, except 79	49-53
		31527-S7 Screw (hex washer head)-No. 14-14 x 1/2"-cable to dash panel	1	GM, OM, MA except 79	49-53
8M 14305		Wiring assy (generator to voltage regulator)-used with 60 amp. generator 8BA-10002-C	1	GM	49

MERCURY

CHASSIS PARTS CATALOGUE

PART NUMBER	PART NAME	NO. REQ'D	MODEL	YEAR
Wiring-Continued				
OM 14305	Wiring assy (generator to voltage regulator)-used with 60 amp. generator	1	OM,1M	50-51
	34802-S7 Lockwasher-No. 8-wiring to oil pressure gauge	1	9M,OM,1M	49-51
	34079-S7 Nut (hex)-No. 10-32-wiring to generator	2	9M,OM,1M	49-51
	26457-S7 Screw (rd-hd)-No. 8-32 x 1/4"-wiring to oil pressure gauge	1	9M,OM,1M	49-51
8M 14308	Wire assy (horn ring)-29" long	1	9M,OM,1M,MA	49-53
	34901-S7 Lockwasher-No. 6-wire to horn ring	1	9M,OM,1M,MA	49-53
	33181-S7 Screw (pan head)-No. 6-20 x 1/2"-wire to horn ring	1	9M,OM,1M,MA	49-53
8M 14309-B	Jumper wire assy (heater switch to blower motor)-60" long	1	9M	49
OH 14309-D	Wire (fresh air hot water heater resistor junction)-6" long	1	OM	50
OL 14309-B	Wire (heater switch to resistor)-39" long	1	OM	50
OM 14309-A	Wire & fuse assy (ignition switch to heater switch)-8" long	1	9M,OM,1M,MA	49-53
OM 14309-D	Wire assy (heater switch to blower motor)-41" long	1	OM,1M	50-51
OM 14309-E	NS Wire (fresh air hot water heater resistor to switch)-37" long-replaced by OL-14309-B	1	OM	50
FAA 14309-A	Wire assy (heater switch to blower motor)-53" long	1	MA	52-53
8M 14318	Wire assy (lamp to rear R.H. door switch)-84-1/4" long	1	9M74,OM74,1M74	49-51
	34937-S7 Lockwasher-No. 6-wiring to top control switch	1	9M76,OM76,1M76	49-51
8M 14332-B	Wire assy (top control switch to solenoid)-11" long	1	9M76,OM76,1M76	49-51
	34051-S7 Nut (hex)-No. 6-32-wiring to top control switch	1	9M76,OM76,1M76	49-51
8L 14334	Wiring assy (body wiring to dome lamp)	1	9M76,OM76,1M76	49-51
FAB 14334-G	Wiring assy (dome lamp feed)-3 terminals	1	MA60B	52-53
FAB 14334-H	Wire assy (dome lamp feed)-55" long	1	MA60E	52-53
FAB 14334-K	Wiring assy (dome lamp feed)-3 terminals-plus socket	1	MA70B	52-53
FAB 14334-M	Wiring assy (dome lamp feed)-7 terminals-plus socket	1	MA73	52-53
FAB 14334-N	Wiring assy (interior lamp feed)-4 terminals	1	MA79	52-53
	353247-SA Grommet (rubber)-wiring thru roof bow	1	9M76,OM76,1M76	49-51
FAA 14335-C	Wire assy (R.H. to L.H. interior lamp)-68-1/2" long	1	MA79	52-53
8M 14339-A	Wiring assy (rear window switches to body harness)	1	9M76,OM76,1M76	49-51
8L 14339	Wiring assy (rear window switches to body harness)	1	9M74	49
OM 14339	Wiring assy (rear window switches to body harness)	1	OM74,1M74	50-51
	358297-S32 Clip (wire)-wiring to quarter panel	2	1M76	51
	356668-S32 Clip (rear window switch wiring to cylinder bracket)	2	9M,OM,1M	49-51
	34801-S7 Lockwasher-No. 6-wiring to window & dome light switches	8	9M76,OM76,1M76	49-51
	34051-S7 Nut (hex)-No. 6-32-wiring to window & dome light switches	8	9M76,OM76,1M76	49-51

CHASSIS PARTS CATALOGUE

PART NUMBER	PART NAME	NO. REQ'D	MODEL	YEAR 19__
Wiring-Continued				
FAA 14347-B	Wire assy (cigar lighter to circuit breaker)-4-1/2" long	1	MA	52-53
	34802-S7 Lockwasher-No. 8-wire to cigar lighter	1	MA	52-53
	34052-S7 Nut (hex)-No. 8-32-wire to cigar lighter	1	MA	52-53
FAB 14351-A	Wire assy (top control circuit breaker to starting motor relay)-21-1/2" long	1	MA76	52-53
	34803-S7 Lockwasher-No. 10-wiring to circuit breaker	1	MA76	52-53
	34079-S7 Nut (hex)-No. 10-32-wiring to circuit breaker	1	MA76	52-53
FAA 14362-B	Wire assy (top control relay to circuit breaker)-107" long	1	MA76	52-53
	8M-18912 Grommet (top control relay to circuit breaker wire)	1	MA76	52-53
	358313-S32 Clip (wiring)-wire to cowl panel	1	MA76	52-53
	358350-S Clip (wiring)-wire to top lift bracket	1	MA76	52-53
	34803-S7 Lockwasher-No. 10-wire to circuit breaker	1	MA76	52-53
	34079-S7 Nut (hex)-No. 10-32-wire to circuit breaker	1	MA76	52-53
FAA 14364-A	Wire assy (starting motor relay to window regulator circuit breaker)-77-1/2" long	1	MA except 79	52-53
	356668-S32 Clip (wiring)-wire to dash panel flange	3	MA except 79	52-53
	34803-S7 Lockwasher-No. 10-wire to circuit breaker	1	MA except 79	52-53
	34079-S7 Nut (hex)-No. 10-32-wire to circuit breaker	1	MA except 79	52-53
8M 14369	Wire assy (roadlamp jumper)-37" long	1	9M,OM,1M	49-51
FAB 14369-A	Wire assy (roadlamp jumper)-27" long	1	MA	52-53
8M 14381	Wiring assy (O/Drive harness to ign. coil)-36" long	1	9M,OM	49-50
OBA 14381	Wiring assy (overdrive harness to ignition coil)	1	9M,OM,1M	49-51
FAA 14381-A	Wiring assy (overdrive harness to ignition coil)-36" long	1	MA	52-53
	8M-14599 Clip (O/Drive harness to oil filter mounting bracket)	1	9M,OM,1M,MA	49-53
8M 14382	Wiring assy (trans. O/Drive solenoid to relay)	1	9M,OM	49-50
	353262-S Clip (overdrive wire to relay mounting screw)	1	9M,OM	49-50
1M 14382-A	Wiring assy (trans. O/Drive solenoid to relay)	1	1M	51
1M 14382-B	Wiring assy (trans. O/Drive solenoid to relay)	1	1M	51
FAA 14382-A	Wiring & switch assy (trans. O/Drive solenoid to relay)-10 terminals	1	MA	52-53
	356640-S2 Clip (wiring)-solenoid wiring to gear shift hsg. bolt	1	MA	52-53
	357839-S32 Clip (wiring)-solenoid wiring to floor pan	1	MA	52-53
	357866-S8 Clip (wiring)-solenoid wiring to accel. shaft support	1	MA	52-53
	352963-S Grommet (rubber)-1/4"-wire thru dash	1	1M	51

MERCURY

CHASSIS PARTS CATALOGUE

PART NUMBER	PART NAME	NO. REQ'D	MODEL	YEAR 19__
Wiring—Continued				
FAA 14389-A	Wire assy (courtesy lamp socket)	2	MA76	52-53
FAB 14389-A	Wire assy (courtesy lamp socket)	2	MA	52-53
8M 14396	Wiring assy (ign. circuit to O/Drive relay)-24" long	1	9M, 9M, 1M	49-51
FAB 14396-A	Wiring assy (ign. circuit to O/Drive relay)-29" long	1	MA	52-53
	1A-14567-A Grommet (ign. circuit wiring thru dash)	1	9M, 9M, 1M	49-51
	352960-S Grommet (wiring thru cowl top panel)	1	MA	52-53
8M 14401-C	Wiring assy (instrument panel and dash panel)-turn signal wire included	1	9M	49
8M 14401-D	Wiring assy (instrument panel and dash panel)-used with 60 amp. system	1	9M, 9M	49-50
9M 14401-B	Wiring assy (instrument panel and dash panel)	1	9M76	50
9M 14401-F	Wiring assy (instrument panel and dash panel)-with temperature transmitter wire	1	9M except 76	50
9M 14401-G	Wiring assy (instrument panel and dash panel)-with temperature transmitter wire	1	9M76	50
1M 14401-A	Wiring assy (instrument panel and dash panel)	1	1M72B-74-79	51
1M 14401-B	Wiring assy (instrument panel and dash panel)	1	1M76	51
1M 14401-C	Wiring assy (instrument panel and dash panel)	1	1M72A	51
1M 14401-D	Wiring assy (instrument panel and dash panel)-used with 60 amp. generator less hyd. system	1	1M except 76	51
1M 14401-E	Wiring assy (instrument panel and dash panel)-used with 60 amp. generator and hyd. system	1	1M	51
FAC 14401-K	Wiring assy (instr. panel & dash panel)-used with 60 amp. generator	1	MA	52
FAC 14401-L	Wiring assy (instrument panel and dash panel)	1	MA	52
FAC 14401-N	Wiring assy (instrument panel and dash panel)-used with 60 amp. generator	1	MA	52
FAW 14401-A	Wiring assy (instrument panel and dash panel)	1	MA	53
FAW 14401-C	Wiring assy (instrument panel and dash panel)-used with 60 amp. generator	1	MA	53
	20326-S7 Bolt (hex head)-5/16"-18 x 5/8"-wiring clip to LH cyl. head	1	MA	52-53
	353266-SA Clip (wiring)-dash and instr. wire to glove compartment	1	9M except 72	50
	356640-S2 Clip (wiring)-wiring to fender apron	2	MA	52-53
	356640-S2 Clip (wiring)-wiring to clock mounting screw	1	MA	53
	356668-S32 Clip (cowl wiring to LH fender apron flange)	1	9M, 9M, 1M	49-51
	356687-S32 Clip (cowl wiring to radio speaker mounting bracket)	1	9M	49
	357403-S32 Clip (wiring)-wiring to man. breather	1	MA	52-53
	358313-S32 Clip (wiring)-cowl wiring to fender aprons	2	9M, 1M, MA	50-53
	358313-S32 Clip (wiring)-cowl wiring to floor pan	1	9M76, 1M76	50-51
	358313-S32 Clip (wiring)-wiring to dash panel	3	MA	52-53

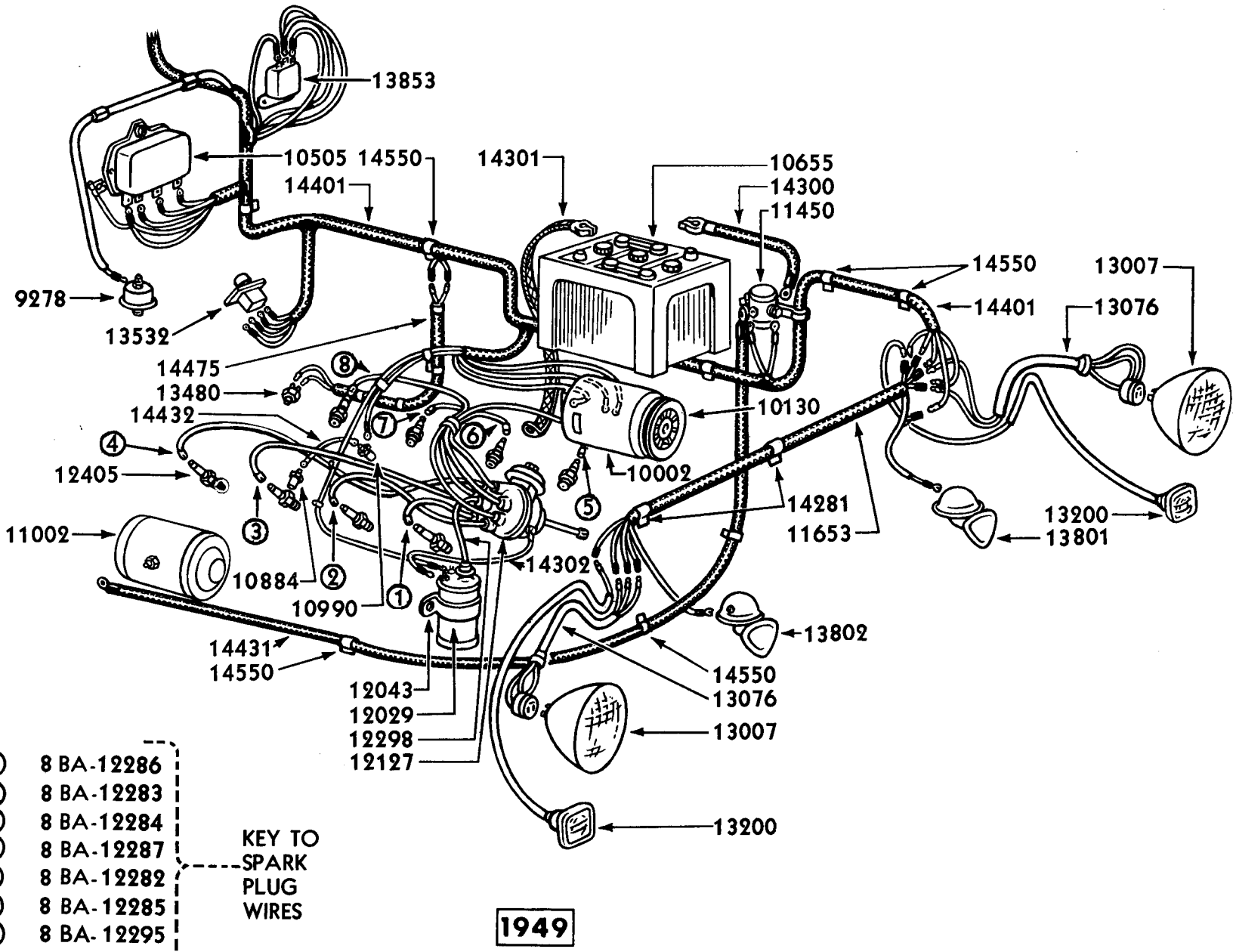
CHASSIS PARTS CATALOGUE

PART NUMBER	PART NAME	NO. REQ'D	MODEL	YEAR
Wiring—Continued				
	358315-S32	Clip (cowl wiring to L.H. fender apron)	3 OM,1M	50-51
	358350-S	Clip (cowl wiring to L.H. fender apron)	1 OM	50
	358350-S	Clip (inst. panel wiring to inst. cluster upper R.H. mounting bolt)	1 9M	49
	358350-S	Clip (wiring to L.H. cyl. head)	1 MA	52-53
	34801-S7	Lockwasher-No. 6-wiring to window and seat switches	12 9M76,OM76,1M76	49-51
	34802-S7	Lockwasher-No. 8-wiring to cigar lighter	1 9M76,OM76,1M76	49-51
	34802-S7	Lockwasher-No. 8-wiring to heat indicator bulb	1 9M,OM,1M	49-51
	34803-S7	Lockwasher-No. 10-wiring to circuit breaker	1 MA	52-53
	34803-S7	Lockwasher-No. 10-wiring to ignition switch	3 MA	52-53
	34941-S7	Lockwasher-5/16"-wiring clip to LH cyl. head	1 MA	52-53
	34051-S7	Nut (hex)-No. 6-32 wiring to window and seat switches	12 9M76,OM76,1M76	49-51
	34052-S7	Nut (hex)-No. 8-32-wiring to cigar lighter	1 9M76,OM76,1M76	49-51
	34079-S7	Nut (hex)-No. 10-32-wiring to circuit breaker	1 MA	52-53
	34079-S7	Nut (hex)-No. 10-32-wiring to ignition switch	3 MA	52-53
	356216-S7	Retainer (terminal)-wiring to regulator	3 9M,OM,1M	49-51
	27687-S	Screw (rd-hd)-No. 8-32 x 3/16"-wiring to heat indicator bulb	1 9M,OM,1M	49-51
	42802-S8	Screw and washer (pan head)-No. 10-32 x 3/8"-wiring to regulator terminals	3 9M,OM,1M	49-51
8L 14402	Wire & socket assy (trans. gear shift indicator lamp)	1	OM,1M	50-51
8L 14405-C	Wiring assy (rear lamps)-used with hydraulic system	1	9M74	49
8M 14405-A	Wiring assy (rear lamps)-not used with hyd. system	1	9M72	49
8M 14405-B	Wiring assy (rear lamps)-not used with hyd. system	1	9M74	49
8M 14405-C	Wiring assy (rear lamps)-used with hydraulic system	1	9M76	49
8M 14405-E	Wiring assy (rear lamps)-used with one rear lamp	1	9M79	49
8M 14405-G	Wiring assy (rear lamps)-used with two rear lamps and Turn Signal	1	9M79,OM79,1M79	49-51
OM 14405-A	Wiring assy (rear lamps)-18 terminals	1	OM72	50
OM 14405-B	Wiring assy (rear lamps)-19 terminals	1	OM74	50
OM 14405-C	Wiring assy (rear lamps)-22 terminals	1	OM76	50
1M 14405-A	Wiring assy (rear lamps)-18 terminals	1	1M72B	51
1M 14405-B	Wiring assy (rear lamps)-19 terminals	1	1M74	51
1M 14405-C	Wiring assy (rear lamps)-22 terminals	1	1M76	51
1M 14405-D	Wiring assy (rear lamps)-13 terminals	1	1M72C	51

MERCURY

CHASSIS PARTS CATALOGUE

Wiring—Continued



- ① 8 BA-12286
- ② 8 BA-12283
- ③ 8 BA-12284
- ④ 8 BA-12287
- ⑤ 8 BA-12282
- ⑥ 8 BA-12285
- ⑦ 8 BA-12295
- ⑧ 8 BA-12296

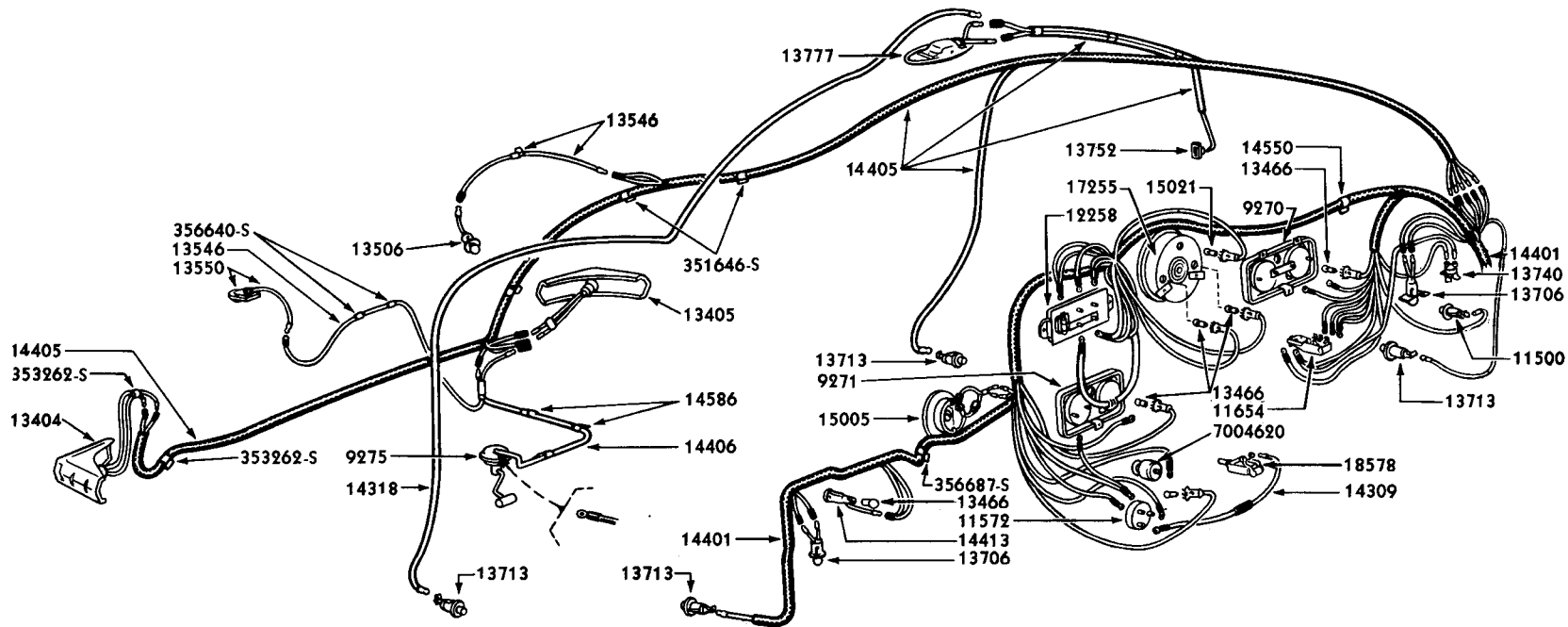
KEY TO
SPARK
PLUG
WIRES

1949

PM-223

ENGINE SECTION WIRING

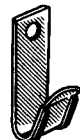
Basic numbers only shown on illustration. Order by Part Numbers shown in list of parts.



14550



356640-S



353262-S



14281



356687-S



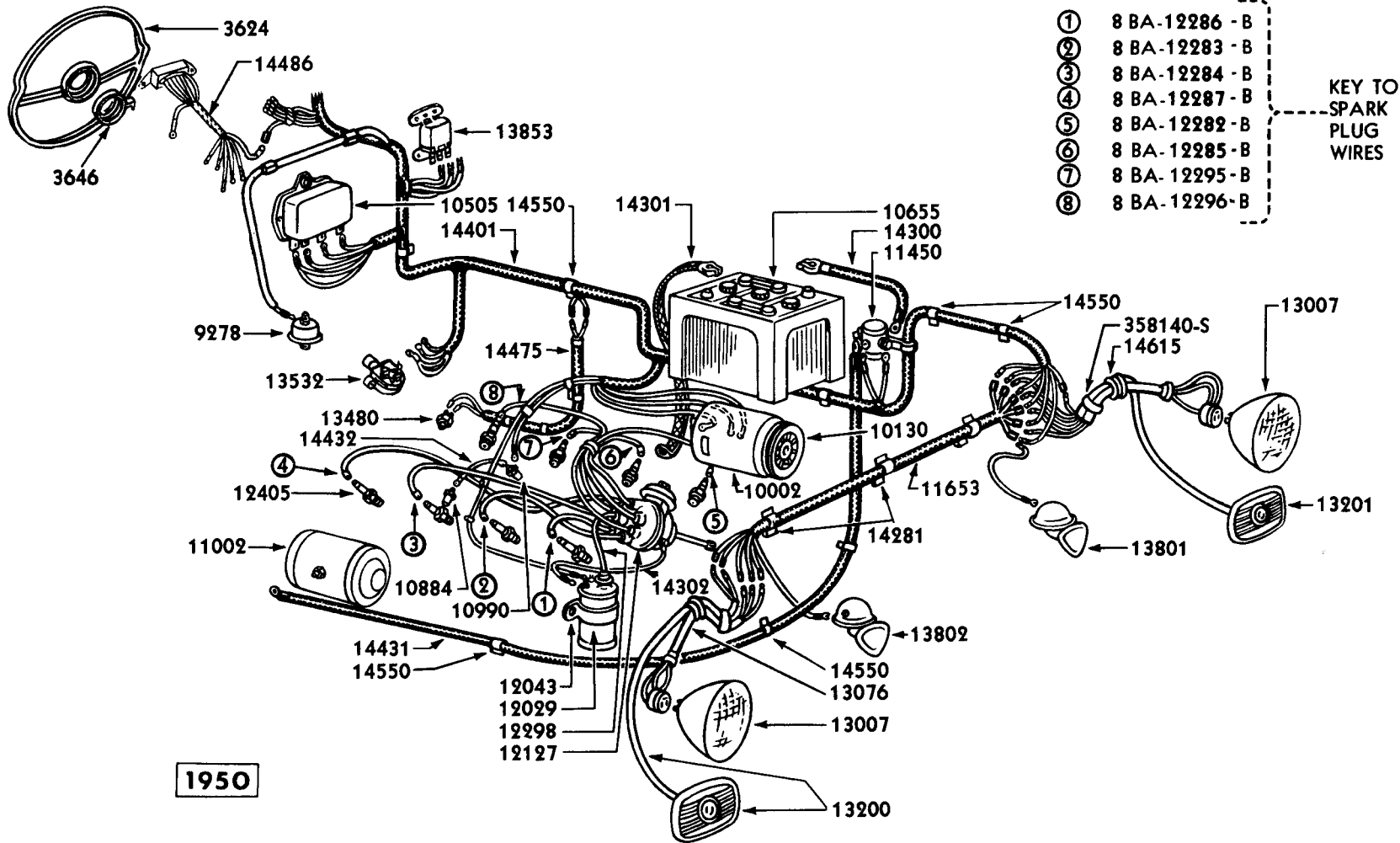
351646-S

1949

PM-235

BODY SECTION WIRING

Basic numbers only shown on illustration. Order by Part Numbers shown in list of parts.



ENGINE SECTION WIRING

Basic numbers only shown on illustration. Order by Part Numbers shown in list of parts.

MERCURY

CHASSIS PARTS CATALOGUE

PART NUMBER	QTY	PART NAME	NO. REQ'D	MODEL	YEAR 19__
Wiring-Continued					
FAC 14405-B		Wiring assy (rear lamps)-19 terminals	1	MA73	52-53
FAC 14405-H		Wiring assy (rear lamps)-15 terminals electric windows	1	MA79	52-53
FAC 14405-N		Wiring assy (rear lamps)-34 terminals-used with electric windows	1	MA76	52
FAC 14405-T	NS	Wiring assy (rear lamps)-19 terminals-used with manual windows-use FAC-14405-Z for service by eliminating extra leads	1	MA70B	52-53
FAC 14405-V	NS	Wiring assy (rear lamps)-22 terminals-used with manual windows-use FAC-14405-W for service by eliminating extra leads	1	MA76	52-53
FAC 14405-W		Wiring assy (rear lamps)-34 terminals-used with electric windows	1	MA76	52-53
FAC 14405-X	NS	Wiring assy (rear lamps)-21 terminals-used with manual windows-use FAC-14405-Y for service by eliminating extra leads	1	MA60	52-53
FAC 14405-Y		Wiring assy (rear lamps)-33 terminals-used with electric windows	1	MA60	52-53
FAC 14405-Z		Wiring assy (rear lamps)-25 terminals-used with electric windows	1	MA70B	52-53
		8M-14599 Clip (wiring to package tray)	1	MA	52-53
		353262-S Clip (wire)-wiring to tail lamps	2	OM,1M,except 79	50-51
		356668-S32 Clip (wiring)-wiring to seat riser flange	4	MA60-76	52-53
		356668-S32 Clip (rear lamp wiring to floor pan)	5	9M79,OM79,1M79	49-51
		356668-S32 Clip (wiring)-rear lamp wiring to wheel housing flange	2	MA except 70B	52-53
		356668-S32 Clip (rear lamp wiring to dash pad)	3	9M76,OM76,1M76	49-51
		356687-S32 Clip (wiring)-wiring to qtr. pillar brace	2	MA60-76	52-53
		356687-S32 Clip (rear lamp wiring to center pillar)	1	9M79,OM79,1M79	49-51
		358297-S32 Clip (body wiring to left rear quarter panel)	1	9M79,OM79,1M79	49-51
		358313-S32 Clip (wiring)-wiring to side cowl	1	OM76,1M76	50-51
		358313-S32 Clip (wiring)-wiring to floor pan member	3	OM76,1M76	50-51
		358313-S32 Clip (wiring)-wiring to body pillar	1	OM79,1M79	50-51
		358313-S32 Clip (wiring)-rear lamp wiring to rear pillar	1	OM76,1M76	50-51
		358350-S Clip (wiring)-wiring to top mounting bracket	1	MA60-76	52-53
		352813-S Grommet (wiring)-wiring thru rocker panel	1	MA79	52-53
		352815-S Grommet (wiring)-wiring thru rocker panel	1	MA73-79	52-53
		34937-S7 Lockwasher-No. 6-wiring to top control switch	1	9M76,OM76,1M76	49-51
		34051-S7 Nut (hex)-No. 6-32-wiring to top control switch	1	9M76,OM76,1M76	49-51
		26466-S6 Screw (round head)-No. 6-32 x 3/8"-wiring to top control switch	1	9M76,OM76,1M76	49-51

CHASSIS PARTS CATALOGUE

PART NUMBER	PART NAME	NO. REQ'D	MODEL	YEAR
Wiring—Continued				
7RA 14406	Wiring assy (fuel gauge tank unit)-44" long	1	9M79,OM79,1M79	49-51
OM 14406	Wiring assy (fuel gauge tank unit)-60-1/2" long	1	9M,OM,1M, except 79	49-51
FAA 14406-B	Wiring assy (fuel gauge tank unit)	1	MA79	52-53
FAB 14406-B	Wiring assy (fuel gauge tank unit)-29" long	1	MA except 79	52-53
	8M-14599 Clip (wiring to fuel tank flange)	3	9M,OM,1M,MA	49-53
	356640-S2 Clip (wire)-wiring to mounting bolt	1	OM,1M,except 79	50-51
	356687-32 Clip (wiring)-wiring to splash shield	1	MA79	52-53
	34802-S7 Lockwasher-No. 8-wire to fuel gauge tank unit	1	9M,OM,1M,MA	49-52
	26457-S7 Screw (round head)-No. 8-32 x 1/4"-wire to fuel gauge tank unit	1	9M,OM,1M,MA	49-52
8L 14413	Switch, socket & wiring assy (glove compt. lamp)-length of switch and socket 1-7/8"	1	9M,OM	49-50
OM 14413-A	Switch, socket & wiring assy (glove compartment lamp)-length of switch and socket 1-31/64"	1	OM,1M,MA	50-53
	78-13466 Bulb (glove compt. lamp)-1-1/2 C.P.-S.C.	1	9M,OM,1M,MA	49-53
FAA 14415-A	Wiring assy (license lamp connector)-4 terminals-28" long	1	MA79	52-53
FAC 14415-A	Wiring assy (license lamp connector)-4 terminals-43" long	1	MA except 79	52-53
	356640-S2 Clip (wiring)-wiring to floor member	1	MA79	52-53
	34938-S8 Lockwasher-No. 8-wiring to rear cross member	1	MA79	52-53
	34052-S7 Nut (hex)-No. 8-32-wiring to rear cross member	1	MA79	52-53
	50629-S8 Screw & washer (round head)-No. 8-32 x 3/8"-wiring to rear cross member	1	MA79	52-53
	52726-S8 Screw (pan head)-No. 8-15 x 1/2"-wiring clip to floor member	1	MA79	52-53
	44710-S8 Washer (flat)-No. 8-wiring clip to floor member	1	MA79	52-53
8M 14424	Wiring assy (rear lamp connector)-RH-60" long	1	9M79,OM79,1M79	49-51
FAA 14429-A	Fuse assy (cigar lighter)	1	MA	52-53
8M 14431	Cable assy (starter relay to starter)-48" long	1	9M,OM,1M	49-51
FAB 14431-E	Cable assy (starter relay to starter)-16-1/2" long	1	MA	52-53
	34806-S7 Lockwasher-5/16"-cable to starter field terminal	1	9M,OM,1M,MA	49-53
	33798-S8 Nut (hex)-5/16"-24-cable to starter field terminal	1	9M,OM,1M,MA	49-53
	31527-S7 Screw (hex head self tapping)-No. 14-10 x 1/2"-cable to splash shield & frame	3	9M,OM,1M,MA	49-53

MERCURY

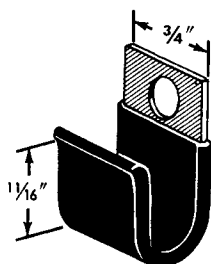
CHASSIS PARTS CATALOGUE

PART NUMBER	PART NAME	NO. REQ'D	MODEL	YEAR
Wiring-Continued				
7RA 14432	Wire assy (engine excessive heat indicator bulb)-12" long	1	9M	49
OA 14432-A	Wire assy (engine excessive heat indicator)-12" long	1	OM	50
OA 14432-B	Wire assy (engine excessive heat indicator)-15-1/4" long	1	OM,1M,MA	50-53
	34802-S7 Lockwasher-No. 8-wire to heat indicator bulb	1	9M,OM,1M,MA	49-53
	26457-S7 Screw (rd-hd)-No. 8-32 x 1/4"-wire to heat indicator bulb	1	9M,OM,1M,MA	49-53
FAC 14440-B	Wiring assy (horn relay to horn)-3 terminals	1	MA	52-53
	358313-S32 Clip (wiring)-wiring to stone deflector	1	MA	52-53
1M 14445	Wiring assy (L.H. to R.H. headlamp)-12 terminals-approximately 45" long	1	1M	51
FAA 14445-B	Wiring assy (L.H. to R.H. headlamp)-8 terminals-37" loom	1	MA	52-53
	358140-S32 Clip (wire)-wiring to center air deflector	2	1M	51
OA 14448-A	Block assy (electrical wiring junction)-4 singles connector type	1 or 2	OM76,1M,MA	50-53
OL 14448	Block assy (electrical wiring junction)-2 singles-3 doubles connector type	1	1M,MA	51-53
OM 14448	Block assy (electrical wiring junction)-4 singles-2 doubles connector type	1	OM,1M,MA	50-53
	40969-S8 Screw (hex washer head)-No. 8-32 x 1"-block to LH cowl side	2	OM,1M	50-51
	40969-S8 Screw (hex washer head)-No. 8-32 x 1"-block to RH air deflector	2	MA	52
	40995-S8 Screw (hex washer head)-No. 8-32 x 1-1/2"-block to LH air deflector	2	MA	52
11A 14452	Terminal (relay to starter)	4	9M,OM,1M	49-51
B 14455	Sleeve (wire terminal insulating)	as reqd	9M,OM,1M,MA	49-53
B 14462	Terminal (wire)-eyelet type	as reqd	9M,OM,1M,MA	49-53
B 14463	Terminal (wire)-eyelet type	as reqd	9M,OM,1M,MA	49-53
8M 14475	Wiring assy (stop light switch)-14-1/2" long	1	9M,OM,1M	49-51
§OL 14476	Wiring assy (starter switch to transmission lock)	2	OM,1M	50-51
§FAA 14476-A	Wiring assy (starter switch to trans. lock)-10" long	1	MA	52-53
8L 14486	Switch & wiring assy (turn signal)	1	9M	49
OL 14486	Switch & wiring assy (turn signal)	1	OM	50
1M 14486-A	Switch & wiring assy (turn signal)	1	1M,MA	51-53
	34901-S7 Lockwasher-No. 6-horn wire to horn support	1	9M,OM,1M,MA	49-53
	33170-S7 Screw (pan hd self tapping)-No. 10-16 x 1/4"-switch to steering wheel flange	2	9M,OM,1M	49-51
	33181-S7 Screw (pan hd)-No. 6-20 x 1/2"-horn wire to horn support	1	9M,OM,1M,MA	49-53

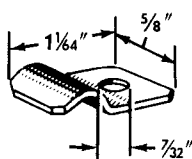
§ Used with Merc-O-Matic transmission

CHASSIS PARTS CATALOGUE

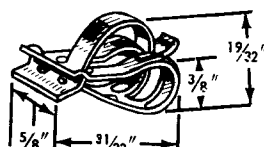
PART NUMBER	PART NAME	NO. REQ'D	MODEL	YEAR
Wiring—Continued				
B 14487	Connector and sleeve (bullet terminal)-single	as reqd	9M,OM,LM,MA	49-53
11A 14487	Connector assy (bullet terminal)-double	as reqd	9M,OM,LM,MA	49-53
59A 14487	Connector assy (terminal)-4 way	as reqd	9M,OM,LM,MA	49-53
8M 14499	Wiring assy (front turn signal to splice)	1	9M,OM, except 79	49-50
FAA 14505-A	Switch & housing assy (window regulator)-multiple	1	MA except 79	52
FAA 14505-B	Switch and housing assy (window regulator)-multiple	1	MA except 79	52-53
8M 14506	Cable assy (starter solenoid to pump solenoid)-53" long	1	9M,OM,LM, except 79	49-51
	358350-S Clip (wire)-11/32"-cable to dash	1	9M,OM,LM, except 79	49-51
FAA 14507-A	Switch & housing assy (window regulator)-single	3	MA except 79	52
FAA 14507-B	Switch and housing assy (window regulator)-single	3	MA except 79	52-53
8E 14508	Wiring assy (window regulator switch to solenoid)-29" long	2	9M,OM, except 79	49-50
OH 14508	Wiring assy (window regulator switch to solenoid)	2	OM,LM, except 79	50-51
FAA 14512-A	Relay assy (window regulator control)	4	MA except 79	52-53
FAA 14513-A	Bar (window regulator control switch bus)	1	MA except 79	52-53
8E 14519	Strap (hydraulic pump motor ground)-5-3/8" long	1	9M,OM,LM, except 79	49-51
FAA 14523-A	Plate (window regulator single switch mounting)	3	MA except 79	52-53
FAA 14524-A	Plate (window regulator multiple switch mounting)	1	MA except 79	52-53
B 14526	NS Fuse-20 amp.-serviced in B-14527 Kit	as reqd	9M,OM,LM,MA	49-53
51A 14526-B	NS Fuse-3 amp.-serviced in APA-14527-B Kit	as reqd	9M,OM,LM,MA	49-53
5EH 14526	Fuse (cigar lighter)-30 amp.	1	9M,OM,LM,MA	49-53
7RA 14526-A	Circuit breaker assy-15 amp.	as reqd	9M,OM,LM,MA	49-53
8A 14526	NS Fuse-14 amp.-serviced in APA-14527-D Kit	as reqd	9M,OM,LM,MA	49-53
1A 14526	Circuit breaker assy-40 amp.-for top control	1	MA76	52-53
8M 14526	Fuse-15 amp.	as reqd	9M,OM	49-50



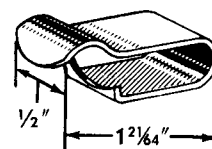
7RA-14550



51A-14577-A



356668-S32



OIT-14585

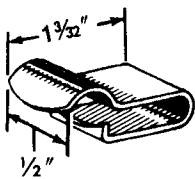
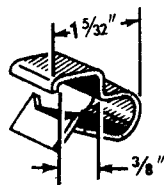
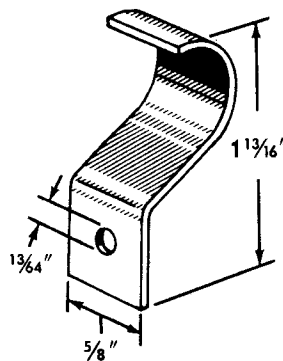
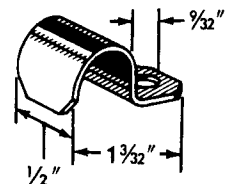
MERCURY

CHASSIS PARTS CATALOGUE

PART NUMBER	QTY	PART NAME	NO. REQ'D	MODEL	YEAR
Wiring—Continued					
B 14527		Kit (fuse)-20 amp.-consists of the following (5) B-14526 Fuse	as reqd	9M,OM,1M,MA	49-53
APA 14527-B		Kit (fuse)-3 amp.-consists of the following (5) 51A-14526-B Fuse	as reqd	9M,OM,1M,MA	49-53
APA 14527-D		Kit (fuse)-14 amp.-consists of the following (5) 8A-14526 Fuse	as reqd	9M,OM,1M,MA	49-53
FAA 14529-A		Switch assy (window regulator control-single)	3	MA except 79	52-53
9M 14530-B		Wiring assy (hydraulic seat regulator)-6 terminals- approximately 85-1/2" long	1	9M except 79	49
OM 14530		Wiring assy (hydraulic seat regulator)-6 terminals- approximately 88" long	1	OM76,1M76	50-51
1M 14530-A		Wiring assy (hydraulic seat regulator)-4 terminals- approximately 83" long	1	1M76	51
		8M-14599 Clip (seat regulator wiring and switch to solenoid wire)	6	9M76,OM76,1M76	49-51
8M 14531		Wiring assy (hydraulic window switches)-8 terminals- approximately 132" long	1	9M74	49
OM 14531		Wiring assy (hydraulic window regulator)-front to rear-8 terminals-approximately 131-1/2" long	1	OM74,1M74	50-51
OM 14533		Wiring assy (radio pilot lamp jumper)-6" long	1	OM	50
8M 14535		Wiring assy (hydraulic window switch pump)-5" long	2	9M72,OM72,1M72	49-51
1M 14537-A		Wire assy (hydraulic seat regulator switch to solenoid)-58" long	1	1M76	51
		8M-14599 Clip (solenoid wire to hydraulic seat regulator switch)	3	1M76	51
FAA 14540-A		Switch assy (window regulator control-multiple)	4	MA except 79	52-53
FAA 14546-A		Relay assy (seat regulator control)	1	MA except 79	52-53
FAA 14547-A		Motor assy (seat regulator)	1	MA except 79	52-53
FAA 14549-A		Motor assy (window regulator)-R.H.-with bracket support	2	MA except 79	52
7RA 14550	NS	Clip (hood latch cable to fender apron)-replaced by 8C-14197	2	OM76,1M76	50-51
8M 14550		Support assy (switch to starter)	1	9M,OM,1M,MA	49-53
FAA 14553-A		Motor assy (window regulator)-with stud support	4	MA except 79	52-53
FAA 14553-B		Motor assy (window regulator)-L.H.-with bracket support	2	MA except 79	52-53
FAA 14554-A		Gasket (window regulator single switch)	3	MA except 79	52-53
FAA 14559-A		Clip (window regulator switch retaining)	4	MA except 79	52-53

CHASSIS PARTS CATALOGUE

PART NUMBER	PART NAME	NO. REQ'D	MODEL	YEAR 19_____
Wiring—Continued				
8M 14567	Grommet (electric wiring)-Rubber-1-1/4" O.D.-with oblong hole	as reqd	9M,OM,1M,MA	49-53
1A 14567-A	Grommet (electric wiring)-Rubber-1-1/4" O.D.-with 9/64" I.D.	as reqd	9M,OM,1M,MA	49-53
FAA 14570-A	Clip (window regulator housing retainer)	6	MA except 79	52-53
51A 14577-A	Clip (hydraulic tubing)	as reqd	9M,OM,1M,MA,except 79	49-51
	356668-S32 Clip (window solenoid switch wiring to cylinder bracket)	2	9M,OM,1M, except 79	49-51
	356668-S32 Clip (rear lamp wiring to wheel well flange L.H.)	2	9M,OM,1M, except 79	49-51
	356668-S32 Clip (rear window switch wiring to wheel well flange)	2	9M,OM,1M, except 79	49-51
	356668-S32 Clip (oil pressure wire to instrument panel flange)	2	OM,1M	50-51
	32924-S7 Screw (pan hd self tapping)-No. 10-12 x 1/2"-clip attaching	2	9M,OM,1M,MA	49-52
	42007-S7 Screw (pan head self tapping)-No. 10-12 x 1/2"-tubing to dash panel	2	9M76,OM76,1M76	49-51
FAC 14585-A	Clip (cowl wiring to instrument panel)	2	MA	52-53
	52726-S8 Screw (pan head)-No. 8-15 x 1/2"-clip to panel brace	2	MA	52-53


B-14586

7RA-14586

21A-14588

7A-14588
PM-280

B 14586	Clip (electric wiring)	as reqd	9M,OM,1M,MA	49-53
7RA 14586	Clip (electric wiring)	as reqd	9M,OM,1M	49-51
21A 14588	Clip (cowl wiring to instrument cluster)	1	9M,OM	49-50
7A 14588	Clip (rear lamp wire)	2	9M79,OM79,1M79	49-51
8M 14599	Clip (electric wiring & tubing)-spring type	as reqd	9M,OM,1M,MA	49-53

CHASSIS PARTS CATALOGUE

PART NUMBER	PART NAME	NO. REQ'D	MODEL	YEAR 19
Wiring-Continued				
91A 14602-A	Grommet (w/s wiper hose thru dash panel)-Rubber	1	GM,OM,LM, except 79,MA	49-53
91A 14602-A	Grommet (hand brake cable thru dash panel)-Rubber	1	GM,OM	49-50
91A 14602-A	Grommet (rear lamp wiring thru cowl side panel)-Rubber	2	1M76	51
91A 14602-A	Grommet (instrument panel wiring thru cowl side panel)-Rubber	2	1M76	51
91A 14603-B	Grommet (instrument panel wiring thru dash)-Rubber	1	GM76,OM76	49-50
1A 14603-B	Grommet (instrument panel wiring thru dash)-Rubber	1	GM,OM,LM	49-51
1A 14603-B	Grommet (rear lamp wiring thru pillar)-Rubber	1	MA60	52-53
8M 14603-A	Grommet (rear lamp wiring thru floor pan)-Rubber	1	GM76,OM76,1M76	49-51
8M 14603-B	Grommet (wiring and turn signal wiring thru dash)-Rubber	1	GM,OM,LM	49-51
B 14605-A	Grommet (hood catch cable in dash)-Rubber	2	GM,OM,LM	49-51
B 14605-A	Grommet (fresh air valve control thru dash)-Rubber	2	GM,OM,LM	49-51
B 14605-A	Grommet (overdrive cable thru dash)-Rubber	1	GM,OM,LM	49-51
8A 14608	Retainer assy (instrument panel wiring thru dash)	1	GM,OM,LM,MA	49-53
8A 14608	Retainer assy (rear lamp wiring grommet at floor pan)	1	1M76	51
8A 14608	Retainer assy (rear lamp wiring thru cowl panel and front pillar)	2	MA	52-53
8A 14608	Retainer assy (air control thru cowl panel)	1	MA	52-53
8A 14608	Retainer assy (top control wire to cowl panel)	1	MA76	52-53
	31527-S7 Screw (hex washer head)-No. 14-14 x 1/2"-retainer to grommet	8	GM,OM,LM,MA	49-53
8A 14615	Grommet (headlamp wiring through air deflector)-Rubber	2	GM	49
OA 14615-A	Grommet (electric wiring)-1" O.D. x 33/64" I.D.-thru side air deflector	1	MA	52-53
OA 14615-A	Grommet (electric wiring)-1" O.D. x 33/64" I.D.-horn relay wire thru air deflector	1	MA	52-53
OA 14615-B	Grommet (headlamp wiring thru air deflector)-1-3/16" O.D. x 41/64" I.D.	2	OM,LM,MA	50-53
OA 14615-B	Grommet (parking lamp wiring thru air deflector)-1-3/16" O.D. x 41/64" I.D.	2	MA	52-53
FAA 14616-A	Gasket (window regulator multiple switch)	1	MA except 79	52-53
8M 14617	Grommet (license lamp wiring)-Rubber	1	GM,OM,LM, except 79	49-51

Electric Motors and Wiring

	FAA-14505-A	Switch and housing assy (window reg.)-multiple	1	MA except 79	52
	FAA-14505-B	Switch and housing assy (window reg.)-multiple	1	MA except 79	52-53
	FAA-14507-A	Switch and housing assy (window reg.)-single	3	MA except 79	52
	FAA-14507-B	Switch and housing assy (window reg.)-single	3	MA except 79	52-53

CHASSIS PARTS CATALOGUE

PART NUMBER	PART NAME	NO. REQ'D	MODEL	YEAR
Electric Motors and Wiring-Continued				
FAA-14512-A	Relay (window reg. control)	4	MA except 79	52-53
20384-S2	Bolt (hex-hd)-1/4"-20 x 1"- relay to relay bracket or water shield	4or8	MA except 79	52-53
34805-S8	Lockwasher-1/4" relay to relay bracket or water shield	4or8	MA except 79	52-53
33920-S	Nut (hex)-1/4"-20-relay to relay bracket or water shield	4or8	MA except 79	52-53
44719-S8	Washer (flat)-1/4"-relay to relay bracket or water shield	4or8	MA except 79	52-53
FAA-14513-A	Bar (window reg. control switch bus)	1	MA except 79	52-53
FAA-14523-A	Plate (window reg. single switch mounting)	3	MA except 79	52-53
FAA-14524-A	Plate (window reg. multiple switch mounting)	1	MA except 79	52-53
1A-14526	Circuit breaker (top control)-40 amp.	1	MA76	52-53
31527-S7	Screw (hex washer hd)-No. 14- 14 x 1/2"-circuit breaker to splash panel	2	MA76	52-53
FAA-14529-A	Switch assy (window reg. control single)	3	MA except 79	52-53
FAA-14540-A	Switch assy (window reg. control multiple)	4	MA except 79	52-53
FAA-14546-A	Relay assy (seat regulator control)	1	MA except 79	52-53
42143-S8	Screw (hex washer head)-No. 10- 14 x 3/4"-relay to floor pan	2	MA except 79	52-53
FAA-14547-A	Motor assy (seat regulator)	1	MA except 79	52-53
FAA-14549-A	Motor assy (window reg.)-R.H.-with bracket support	2	MA except 79	52-53
FAA-14553-A	Motor assy (window regulator)with stud support	4	MA except 79	52-53
FAA-14553-B	Motor assy (window reg.)-L.H.-with bracket support	2	MA except 79	52-53
356668-S32	Clip (wiring)-motor leads to regulator panels	4	MA except 60-79	52-53
356668-S32	Clip (wiring)-motor leads to window track	2	MA60	52-53
34079-S7	Nut (hex)-No. 10-32-motor to window regulator	8	MA except 79	52-53
FAA-14554-A	Gasket (window regulator single switch)	3	MA except 79	52-53
FAA-14559-A	Clip (window reg. switch mounting)	4	MA except 79	52-53
FAA-14570-A	Clip (window reg. housing retainer)	6	MA except 79	52-53
FAA-14616-A	Gasket (window regulator multiple switch)	1	MA except 79	52-53

MERCURY

CHASSIS PARTS CATALOGUE

PART NUMBER	PART NAME	NO. REQ'D	MODEL	YEAR 19__
Electric Motors and Wiring-Continued				
FAB 14630-B	Wiring assy (right front door window regulator)-9 terminals-101" loom	1	MA except 79	52-53
	353262-S Clip (wiring)-wiring to cowl side panel	1	MA except 79	52-53
FAB 14631-B	Wiring assy (left front door window regulator)-17 terminals-40" loom	1	MA except 79	52-53
	34803-S7 Lockwasher-No. 10-wiring to circuit breaker	2	MA except 79	52-53
	34079-S7 Nut (hex)-No. 10-32-wiring to circuit breaker	2	MA except 79	52-53
FAB 14632-B	Wiring assy (right rear door window regulator)-9 terminals-163" loom	1	MA73	52-53
	31527-S7 Screw (hex washer head)-No. 14-14 x 1/2"-wiring to center pillar	1	MA73	52-53
FAB 14633-B	Wiring assy (left rear door window regulator)-9 terminals-104" loom	1	MA73	52-53
	353262-S Clip (wiring)-wiring to relay mounting screw	2	MA73	52-53
	356687-S32 Clip (wiring)-wiring to regulator bracket	2	MA73	52-53
	358313-S32 Clip (wiring)-wiring to cowl panel	2	MA73	52-53
	34803-S7 Lockwasher-No. 10-wiring to circuit breaker	2	MA73	52-53
	34079-S7 Nut (hex)-No. 10-32-wiring to circuit breaker	2	MA73	52-53
	31527-S7 Screw (hex washer head)-No. 14-14 x 1/2"-wiring to center pillar	2	MA73	52-53
FAA 14639-B	Wiring assy (front door window regulator switch)-6 terminals-15-1/2" loom	2	MA except 79	52-53
FAA 14641-B	Wiring assy (rear door window regulator switch)-6 terminals-19" loom	2	MA73	52-53
	355308-S7 Bolt & lockwasher (pan head)-1/4"-28 x 5/16"-wiring to inner door panel	2	MA73	52-53
	34940-S2 Lockwasher-1/4"-wiring to inner door panel	2	MA73	52-53
	34081-S7 Nut (hex)-1/4"-28-wiring to inner door panel	2	MA73	52-53
FAB 14642-B	Wiring assy (seat regulator switch to relay)-6 terminals-33" loom	1	MA except 79	52-53
	356687-S32 Clip (wiring)-wiring to seat frame	4	MA except 79	52-53
FAB 14643-B	Wire assy (seat regulator relay feed)-97" long	1	MA except 79	52-53
	352826-S8 Clip (wiring)-wire to floor pan	3	MA except 79	52-53
	34803-S7 Lockwasher-No. 10-wire to circuit breaker	1	MA except 79	52-53
	34079-S7 Nut (hex)-No. 10-32-wire to circuit breaker	1	MA except 79	52-53
	52726-S8 Screw (pan hd)-No. 8-15 x 1/2"-wire to floor pan	3	MA except 79	52-53

MERCURY

CHASSIS PARTS CATALOGUE

PART NUMBER	PART NAME	NO. REQ'D	MODEL	YEAR
Electric Motors and Wiring-Continued				
FAB 14644-C	Wiring assy (rear quarter window regulator)-6 terminals-160" loom	1	MA70B	52-53
	34803-S7 Lockwasher-No. 10-wiring to circuit breaker	2	MA70B	52-53
	34079-S7 Nut (hex)-No. 10-32-wiring to circuit breaker	2	MA70B	52-53
FAA 14645-B	Wiring assy (rear quarter window regulator switch)-7 terminals-24-1/2" loom	2	MA60-76	52-53
FAB 14645-B	Wiring assy (rear quarter window regulator switch)-7 terminals-18-1/2" loom	2	MA70B	52-53
	356687-S32 Clip (wiring)-wiring to regulator panel	2	MA60	52-53
	356687-S32 Clip (wiring)-wiring to water shield	4	MA76	52-53
FAA 14649-A	Clip (window regulator wiring to door hinge)	2	MA except 79	52-53
FAA 14660-A	Cover (wiring junction block)-R.H.	1	MA	52-53
FAA 14661-A	Cover (wiring junction block)-L.H.	1	MA	52-53
	41999-S8 Screw (hex-hd)-No. 8-15 x 3/8"-cover to air deflector	4	MA	52-53
FAA 14680-A	Switch and housing assy (seat regulator)	1	MA except 79	52-53
	1H-7323604-B Spring (seat switch locking)	2	MA except 79	52-53
	FAA-15664-B Motor assy (top control)	1	MA76	52-53
	FAA-15668-B Switch assy (top control)-2 terminal type	1	MA76	52-53
	FAA-15668-C Switch assy (top control)-3 terminal type	1	MA76	52-53
	FAA-15672-A Relay assy (top control)	1	MA76	52-53
	34903-S8 Lockwasher-No. 10-relay to mounting bracket	2	MA76	52-53
	34053-S8 Nut (hex)-No. 10-24-relay to mounting bracket	2	MA76	52-53
	351291-S7 Washer (flat)-No. 10-relay to mounting bracket	2	MA76	52-53
	FAB-15674-A Knob assy (top control)	1	MA76	52-53
	FAB-15676-A Bracket (top control switch mounting)	1	MA76	52-53
	FAC-15678-A Switch assy (top control limit)-with 52" wire	1	MA76	52-53
	FAA-15679-A Insert (top control motor support spacer)	4	MA76	52-53

MERCURY

CHASSIS PARTS CATALOGUE

PART NUMBER	PART NAME	NO. REQ'D	MODEL	YEAR 19__
Clock				
OM 15000	Clock assy (electric)-Dull Black Face-rectangular	1	OM, 1M	50-51
FAB 15000-A	Clock assy (electric)-Dull Black Face-circular	1	MA	52-53
	45186-S8 Nut (spring)-No. 10-12-clock to instrument panel	2	MA	52-53
	52721-S8 Screw (pan head)-No. 10-12 x 3/8"-clock to instr. panel	2	MA	52-53
	37611-S7 Screw (fillister head)-No. 8-32 x 1/4"-clock to rush panel	4	OM, 1M	50-51
8M 15001	Retainer (clock)	1	9M	49
8M 15005-A	Clock assy (electric)-Silver Face	1	9M	49
	34936-S8 Lockwasher (external tooth)- No. 4	2	9M	49
	350800-S8 Nut (hex)-No. 4-36	2	9M	49
	78-13466 Bulb (clock)-2 C.P.-S.C.	1	9M, OM, 1M	49-51
48 15021	Bulb (clear)-1 C.P.-S.C.	as reqd	9M, OM, 1M, MA	49-53
8M 15026	Wire assy (electric clock)-5" long	1	9M, MA	49, 52
FAD 15026-A	Wiring assy (electric clock)-4 terminal-9-1/2" long	1	MA	53
8L 15026	Wire assy (electric clock)-6" long	1	OM, 1M	50-51
NS	51A-14526-B Fuse (clock)-3 amp.-serviced in APA-14527-B Kit	1	9M, OM, 1M, MA	49-53

Cigar Lighter

FAC 15052-B	Knob & element assy (cigar lighter)	1	MA	52-53
	OL-7204675 Lamp assy (cigar lighter)	1	MA	52-53
	48-15021 Bulb (clear)-1 C.P.-S.C.-cigar lighter lamp	1	MA	52-53
	FAA-14429-A Fuse assy (cigar lighter)	1	MA	52-53
FAA 15055-E	Socket & retainer assy (cigar lighter)	1	MA	52-53

Numerical List of 15,000 Miscellaneous Accessories

8M 15200-A	Roadlamp assy	2	9M	49
OM 15200	Roadlamp assy	2	OM	50
OL 15200	Roadlamp assy	2	1M	51
FAB 15200-A	Roadlamp assy	2	MA	52-53
FAB 15200-A	Roadlamp assy	2	MA	52-53
21T 15207	Adapter (roadlamp locating ring)	2	9M, OM	49-50
OM 15207	Retainer (roadlamp ring)-used with serrated rim	4	OM, 1M	50-51
8M 15209-A	Bracket (roadlamp)	2	9M, OM	49-51
1H 15209-A	Prop (roadlamp mounting)-1-1/2" diameter	2	1M	51
8M 15211	Washer (roadlamp mounting)	2	9M, OM	49-50
1H 15211-A	Washer (roadlamp mounting)-1-9/16" diameter	2	1M	51
OM 15214	Rim (roadlamp)-serrated	2	OM, 1M	50-51
FAA 15214-A	Ring (roadlamp retainer)	2	MA	52-53

MERCURY

CHASSIS PARTS CATALOGUE

PART NUMBER	CLASS	PART NAME	NO. REQ'D	MODEL	YEAR 19__
Numerical List of 15,000 Miscellaneous Accessories—Continued					
11A 15220-B		Bulb (roadlamp)-Sealed Beam-clear	2	OM,OM,1M,MA	49-53
5EH 15224		Switch assy (roadlamp)	1	OM,OM	49-50
OL 15224		Switch assy (roadlamp)-turn type	1	1M	51
1C 15224-A		Switch assy (roadlamp)-pull type	1	MA	52-53
OM 15225	NS	Bracket (roadlamp switch)-serviced in 1M-18207-A	1	1M	51
1H 15226-A		Clamp (roadlamp wire)-strap-4" long	3	1M	51
7EH 15227		Boot (roadlamp adjusting nut)	4	MA	52-53
OM 15229		Ring (roadlamp unit retainer assy)-used with serrated rim	2	OM,1M	50-51
FAA 15229-A		Adapter (roadlamp)	2	MA	52-53
5EH 15231		Spring (roadlamp adapter retainer)	6	MA	52-53
7EH 15233		Clip (roadlamp wiring loom)	3	MA	52-53
5EH 15239		Wire (roadlamp ground)-5" long	2	MA	52-53
7EH 15244		Wire assy (roadlamp lead)-30-1/2" long	2	MA	52-53
8M 15246		Wire assy (roadlamp switch to double connector)-83" long	1	OM,OM	49-50
OM 15246		Wire assy (roadlamp switch to double connector)-93" long	1	1M	51
FAB 15246-A		Wire assy (roadlamp switch to double connector)-69" long	1	MA	52-53
8M 15248		Wire assy (roadlamp switch to lighting switch)-8" long	1	OM,OM	49-50
OM 15248		Wire assy (roadlamp switch to headlamp switch)-14-1/2" long	1	1M,MA	51-53
1H 15268-A		Bezel (roadlamp switch)-4 slot center	1	1M	51
FAA 15268-A		Bezel (roadlamp switch)-2 slot center	1	MA	52-53
8C 15328		Rim assy (spotlight)	1	OM	49
OL 15328		Door (spotlight lens)	1	OM,1M,MA	50-53
6A 15330		Bulb assy (spotlight)-4-13/32" O.D.-Sealed Beam	1	OM,MA	49,52-53
8C 15330		Bulb assy (spotlight)-5-21/32" O.D.-Sealed Beam	1	OM,OM,1M,MA	49-53
51A 15332		Switch assy (spotlight)	1	OM,OM,1M,MA	49-53
FAA 15342-A		Clip (spotlight wiring)	1	MA	52-53
HDK 15480-A		Kit (license plate frame window)-used in Nebraska, Rhode Island, Utah, Vermont and Delaware	1	MA	53
HDK 15480-B		Kit (license plate frame window)-used in Kansas, New Jersey, Pennsylvania, Texas, Kentucky and Maine	1	MA	53
HDK 15480-C		Kit (license plate frame window)-used in Alabama, Arizona, California, Colorado, Florida, Georgia, Missouri, Montana, New York, New Mexico, Oklahoma, South Carolina, Washington, Kentucky and Massachusetts	1	MA	53
HDK 15480-D		Kit (license plate frame window)-used in Nevada, North Dakota, South Dakota and Tennessee	1	MA	53
HDK 15480-E		Kit (license plate frame window)-used in Arkansas, Indiana, Maryland, Minnesota, Mississippi, Virginia, Idaho, Ohio and Illinois	1	MA	53
HDK 15480-F		Kit (license plate frame window)-used in Iowa, Louisiana, North Carolina, Oregon & West Virginia	1	MA	53

MERCURY

CHASSIS PARTS CATALOGUE

PART NUMBER	PART NAME	NO. REQ'D	MODEL	YEAR 19
Numerical List of 15,000 Miscellaneous Accessories—Continued				
HDK 15480-G	Kit (license plate frame window)-used in Connecticut New Hampshire, District of Columbia, Illinois, Ohio, Delaware, Maine and Massachusetts	1	MA	53
HDK 15480-H	Kit (license plate frame window)-used in Michigan	1	MA	53
HDK 15480-J	Kit (license plate frame window)-used in Wisconsin, and Wyoming	1	MA	53
OH 15500-B	Lamp assy (back up)	2	OM,LM, except 79	50-51
OH 15506	Wire assy (back up lamp switch to lamp)-170" long	1	OM except 79	50
1H 15506-A	Wire assy (back up lamp switch to lamp)-265" long	1	LM except 79	51
OH 15510	Gasket (back up lamp)-2-7/64" O.D.-1-13/32" I.D.	2	OM,LM, except 79	50-51
8H 15513	Door (back up lamp)-3-1/2" diameter	2	9M except 79	49
OH 15513-A	Door (back up lamp)-2-13/32" diameter-10 serrations	2	OM,LM, except 79	50-51
OH 15513-B	Door (back up lamp)-3-1/2" diameter-24 serrations	2	OM except 79	50
8H 15514	Lens (back up lamp)-3-3/16" dia.	2	9M,OM, except 79	49-50
OH 15514	Lens (back up lamp)-1-57/64" dia.	2	OM,LM, except 79	50-51
8L 15517	Bracket (back up lamp switch mounting)-not used with 1952 Merc-O-Matic transmission	1	9M,OM,LM, except 79,MA	49-52
§§FAA 15517-A	Bracket (back up lamp switch mounting)	1	MA	53
51A 15520-A	Switch assy (back up lamp)	1	9M,OM, except 79	49-50
1H 15520-A	Switch assy (back up lamp)-not used with 1952-53 Merc-O-Matic transmission	1	LM except 79,MA	51-53
OH 15522	Retainer (back up lamp lens)	6	OM except 79	50
8L 15523	Washer (back up lamp mounting)	1	9M,OM, except 79	49-50
8L 15525	Wire assy (back up lamp)-30" long	1	9M,OM, except 79	49-50
1H 15525-A	Wire assy (back up lamp switch to rear lamp feed)- 35" long	1	LM except 79	51
OH 15527-B	Wire assy (back up lamp)-LH to RH-53" long	1	OM,LM, except 79	50-51
8H 15529-B	Spacer (back up lamp inner mounting)	1	OM except 79	50
OH 15533	Pad (back up lamp)-1-1/2" I.D. x 2-1/2" O.D.	2	OM,LM, except 79	50-51
OH 15536	Wire assy (back up lamp socket)	2	MA	52-53
8H 15550	Lamp assy (utility)-one bulb type	1	9M,OM,LM	49-51
1H 15550-A	Lamp assy (utility)-two bulb type	1	9M,OM,LM,MA	49-53
HAK 15550-A	Kit (emergency utility lamp & case)-includes 1H-15550-A lamp	1	9M,OM,LM,MA	49-53
FAA 15664-B	Motor assy (top control)	1	MA76	52-53
FAA 15668-B	Switch assy (top control)-2 terminal type	1	MA76	52-53
FAA 15668-C	Switch assy (top control)-3 terminal type	1	MA76	52-53
FAA 15672-A	Relay assy (top control)	1	MA76	52-53
FAB 15674-A	Knob assy (top control)	1	MA76	52-53
FAB 15676-A	Bracket (top control switch mounting)	1	MA76	52-53
FAC 15678-A	Switch assy (top control limit)-with 32" wire	1	MA76	52-53
FAA 15679-A	Insert (top control motor support spacer)	4	MA76	52-53

§§ Not used with Merc-O-Matic transmission

MERCURY

CHASSIS PARTS CATALOGUE

PART NUMBER	CLASS	PART NAME	NO. REQ'D	MODEL	YEAR 19__
-------------	-------	-----------	-----------	-------	--------------

Numerical List of 15,000 Miscellaneous Accessories—Continued

\$8H 15800-AP		Housing assy (trans. control selector indicator lamp)	1	OM, 1M, MA	50-53
\$1M 15805		Dial (transmission gear shift indicator)	1	OM, 1M, MA	50-53
\$1M 15812-B		Switch assy (transmission gear shift neutral)	1	OM, 1M, MA	50-53
FAA 15850-C		Lamp assy (hand brake signal)	1	MA	52-53
8M 15852		Switch assy (hand brake signal lamp)	1	9M	49
8M 15853		Bracket assy (hand brake signal lamp)	1	9M	49
OH 15853		Bracket assy (hand brake signal lamp)	1	OM, 1M, MA	50-53
OH 15855		Flasher & sleeve assy (hand brake signal lamp)	1	9M, OM, 1M	49-51
8M 15856		Lens assy (hand brake signal lamp)	1	9M, OM, 1M	49-51
FAA 15858-A		Flasher (hand brake signal lamp)	1	MA	52-53

Front Fender

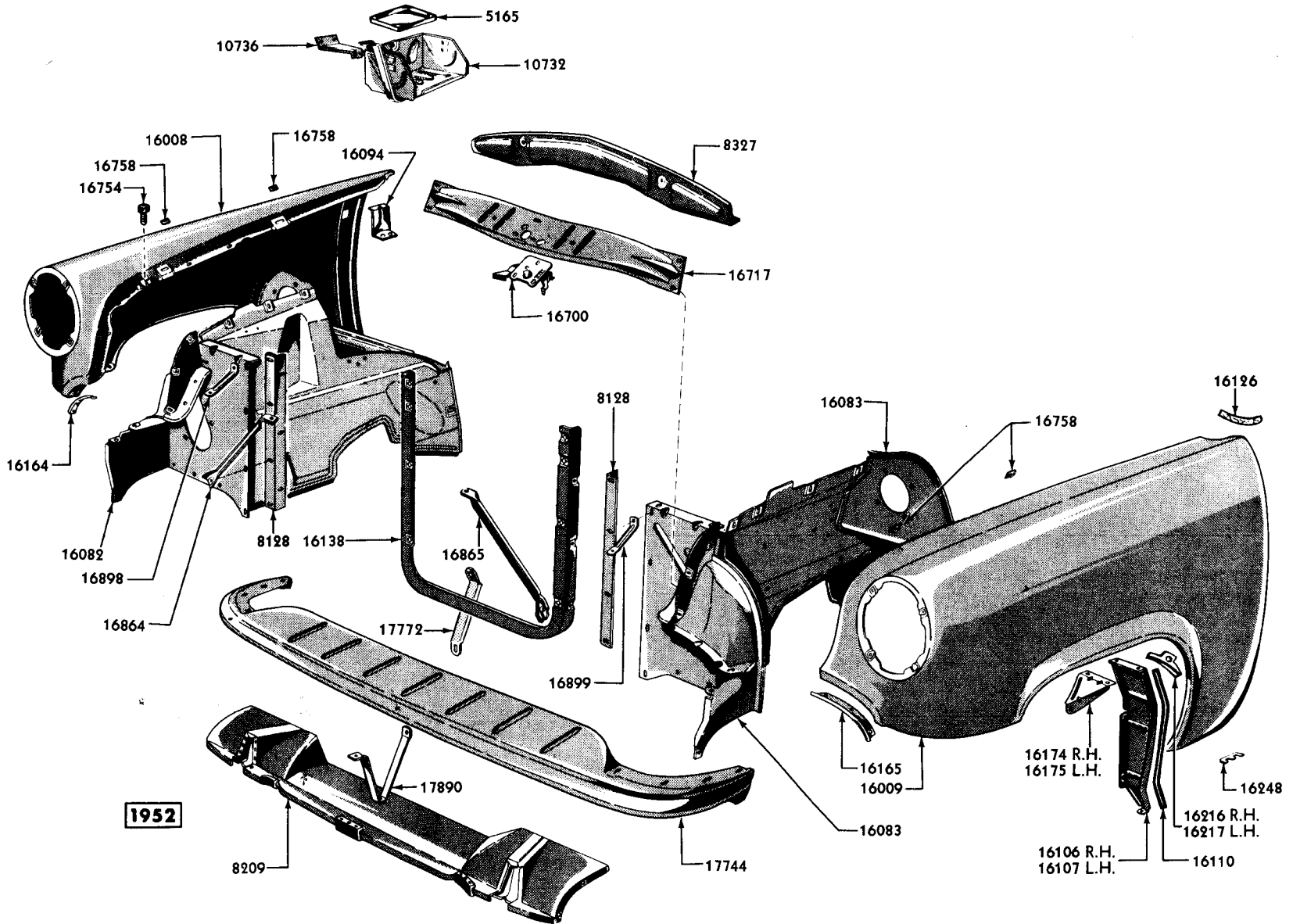
SM 16003	Moulding (front fender)-R.H.	1	9M	49
OM 16003-A	Moulding (front fender)-R.H.-with "Mercury 8"	1	OM except 72C	50
OM 16003-B	Moulding (front fender)-R.H.-plain	1	OM72C	50
1M 16003-A	Moulding (front fender)-R.H.	1	1M	51
BG 16003-A	Moulding (front fender)-R.H.-47" long	1	MA	53
SM 16004	Moulding (front fender)-L.H.	1	9M	49
OM 16004-A	Moulding (front fender)-L.H.-with "Mercury 8"	1	OM except 72C	50
OM 16004-B	Moulding (front fender)-L.H.-plain	1	OM72C	50
1M 16004-A	Moulding (front fender)-L.H.	1	1M	51
BG 16004-A	Moulding (front fender)-L.H.-47" long	1	MA	53
	352262-S8 Clip (trim)-moulding to fender	2	MA	53
	352396-S32 Clip (trim)-moulding to fender	12	9M,OM,1M	49-51
	358550-S8 Clip (trim)-moulding to fender	8	MA	53
	34903-S8 Lockwasher-No. 10-moulding to fender	2	MA	53
	34053-S8 Nut (hex)-No. 10-24-moulding to fender	2	MA	53
	34053-S8 Nut (hex)-No. 10-24-moulding to fender	10	9M,OM,1M	49-51
	353112-A1-S3 Retainer (moulding)-29/32"	14	9M,OM	49-50
	357066-S8 Retainer assy (moulding)-No. 10-24 x 15/32"	6	OM	50
	357283-S8 Retainer (moulding)-moulding to fender	2	OM	50
	357287-S8 Retainer assy (moulding)-No. 10-24 x 15/32"	2	OM	50
	358200-S7 Retainer (moulding)-No. 10-24	4	9M,OM,1M	49-51
	44713-S8 Washer (flat)-No. 10-moulding to fender	10	9M,OM,1M	49-51
SM 16005-B	Fender assy (front)-R.H.	1	9M	49
OM 16005-A	Fender assy (front)-R.H.	1	OM	50
OM 16005-B	Fender assy (front)-R.H.	1	OM	50
1M 16005-A	Fender assy (front)-R.H.	1	1M	51
SM 16006-B	Fender assy (front)-L.H.	1	9M	49
OM 16006-B	Fender assy (front)-L.H.	1	OM	50
1M 16006-A	Fender assy (front)-L.H.	1	1M	51

§ Used with Merc-O-Matic transmission

MERCURY

CHASSIS PARTS CATALOGUE

Front Fender—Continued



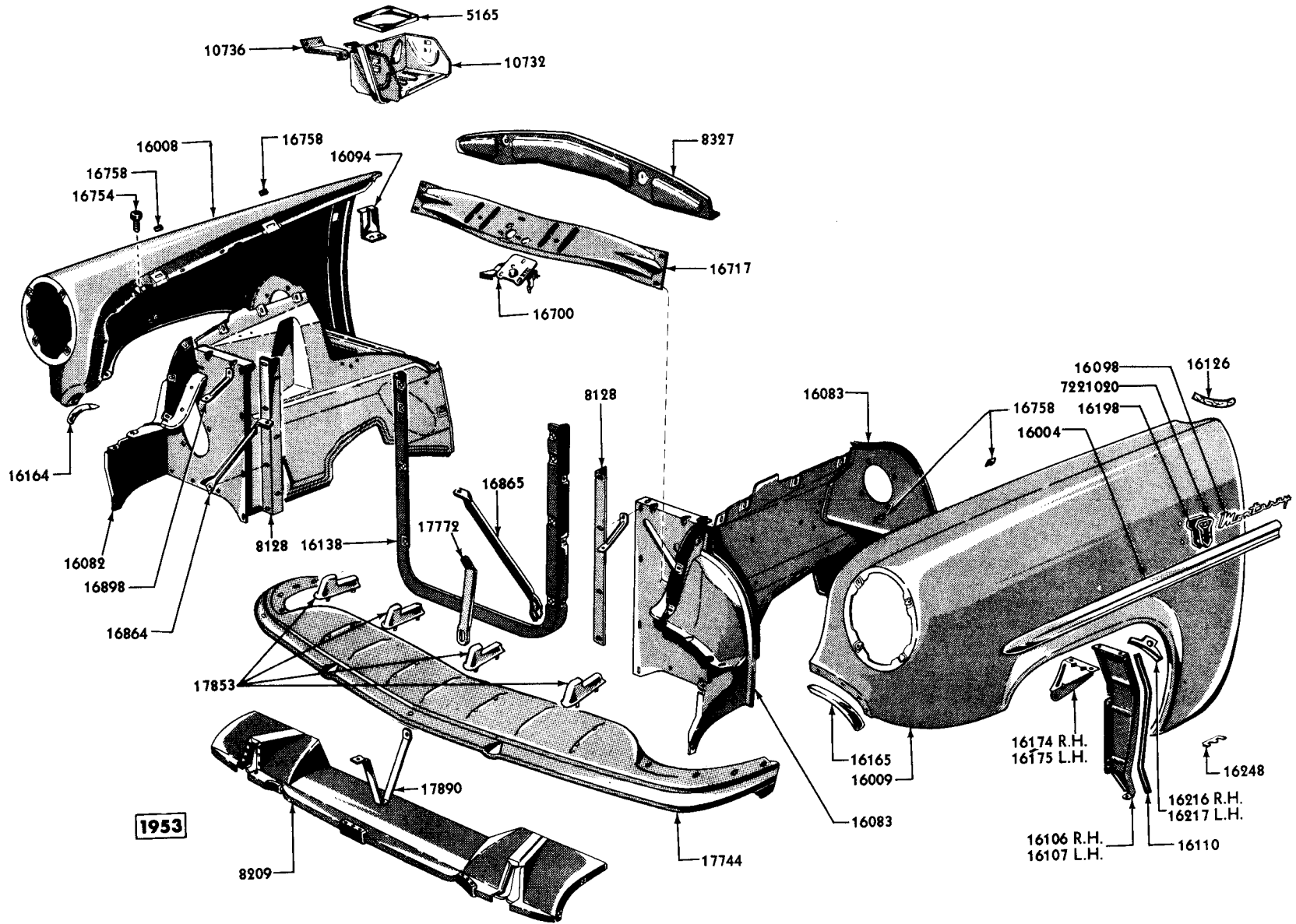
1952

PM-611

FRONT END AND RELATED PARTS

Basic numbers only shown on illustration. Order by Part Numbers shown in list of parts.

Front Fender—Continued



FRONT END AND RELATED PARTS

Basic numbers only shown on illustration. Order by Part Numbers shown in list of parts.

PM-645

MERCURY

CHASSIS PARTS CATALOGUE

PART NUMBER	PART NAME	NO. REQ'D	MODEL	YEAR
Front Fender—Continued				
	24327-S8 Bolt (hex-hd)-5/16"-24 x 3/4"- front fender to cowl	4	9M,OM,1M	49-51
	24366-S8 Bolt (hex head)-5/16"-18 x 7/8" -fender to body rocker panel	2	9M,OM,1M	49-51
	24367-S8 Bolt (hex-hd)-5/16"-24 x 7/8"- fender to splash panel	10	9M,OM,1M	49-51
	356819-S Bumper (fender to hood)-Rubber	6	9M,OM,1M	49-51
	34806-S7 Lockwasher-5/16"-fender to apron	10	1M	51
	34806-S7 Lockwasher-5/16"-fender to splash panel	2	9M,OM,1M	49-51
	33923-S7 Nut (hex)-5/16"-24-fender to apron	10	1M	51
	33923-S7 Nut (hex)-5/16"-24-fender to splash panel	2	1M	51
	34393-S7 Nut (lock)-5/16"-24-fender to apron	10	OM	50
	34393-S7 Nut (lock)-5/16"-24-fender to radiator grille panel	10	OM	50
	43261-S7 Screw & washer assy (hex head)- 1/4"-20 x 7/8"-fender to body hinge pillar	2	9M,OM	49-50
	43263-S8 Screw and lockwasher (hex head) -1/4"-20 x 5/8"-fender to door hinge reinforcement	2	1M	51
	43263-S8 Screw and lockwasher (hex head) -5/16"-24 x 7/8"-fender to cowl strainer and panel	4	1M	51
	43264-S8 Screw and lockwasher (hex head) -5/16"-24 x 7/8"-fender to cowl side panel	8	9M,OM,1M	49-51
	44722-S8 Washer (flat)-5/16"-fender to cowl side strainer	4	OM	50
	44724-S8 Washer (flat)-5/16"-fender to cowl side panel	8	1M	51
	44724-S8 Washer (flat)-5/16"-fender to rocker panel	2	1M	51
	44724-S8 Washer (flat)-5/16"-fender to splash panel	2	1M	51
	44724-S8 Washer (flat)-5/16"-fender to apron	20	1M	51
	44724-S8 Washer (flat)-5/16"-fender to cowl strainer	4	9M,OM,1M	49-51
BC 16008-A	Fender assy (front)-less cowl top and opening brace brackets-R.H.	1	MA	52
BG 16008-B	Fender assy (front)-less cowl top and opening brace brackets-R.H.	1	MA	53
BC 16009-A	Fender assy (front)-less cowl top and opening brace brackets-L.H.	1	MA	52
BG 16009-B	Fender assy (front)-less cowl top and opening brace brackets-L.H.	1	MA	53
	353486-S8 Bolt & lockwasher (hex head)- 5/16"-24 x 1-1/8"-fender to rocker panel	4	MA	52-53
	351724-S2 Bolt (hex-hd)-5/16"-10 x 3/4"- fender to pillar	2	MA	52-53

MERCURY

CHASSIS PARTS CATALOGUE

PART NUMBER	PART NAME	NO. REQ'D	MODEL	YEAR 19__
Front Fender—Continued				
	357789-S7 Lockwasher-5/16"-fender to pillar	2	MA	52-53
	33798-S8 Nut (hex)-5/16"-24-fender to pillar	2	MA	52-53
	357480-S32 Nut (spring)-5/16"-10-fender to pillar	2	MA	52-53
	44722-S8 Washer (flat)-5/16"-fender to pillar	2	MA	52-53
	44724-S8 Washer (flat)-5/16"-fender to rocker panel	4	MA	52-53
	44725-S8 Washer (flat)-5/16"-fender to pillar	2	MA	52-53
	353480-S Washer (rubber)-5/16" I.D. x 3/4" O.D.-fender to pillar	2	MA	52-53
8M 16032-B	Panel (front fender apron splash)-R.H.	1	GM	49
8M 16032-C	Panel (front fender apron splash)-R.H.	1	OM,1M	50-51
8M 16033-B	Panel (front fender apron splash)-L.H.	1	GM	49
8M 16033-C	Panel (front fender apron splash)-L.H.	1	OM,1M	50-51
8M 16054-A	Apron assy (front fender)-less splash panel-R.H.	1	GM	49
8M 16054-B	Apron assy (front fender)-less splash panel-R.H.	1	GM	49
OM 16054	Apron assy (front fender)-less splash panel-R.H.	1	OM	50
1M 16054	Apron assy (front fender)-less splash panel-R.H.	1	1M	51
8M 16055-A	Apron assy (front fender)-less splash panel-L.H.	1	GM	49
8M 16055-B	Apron assy (front fender)-less splash panel-L.H.	1	GM	49
OM 16055	Apron assy (front fender)-less splash panel-L.H.	1	OM	50
1M 16055	Apron assy (front fender)-less splash panel-L.H.	1	1M	51
	78-700045-A Washer (anti squeak)-fender apron to body-Rubber	2	GM,OM	49-50
	24324-S7-8 Bolt (hex head)-1/4"-20 x 5/8"-apron to splash panel	11	1M	51
	24366-S7 Bolt (hex-hd)-5/16"-18 x 7/8"	2	GM,OM	49-50
	24367-S8 Bolt (hex-hd)-5/16"-24 x 7/8"	10	GM,OM,1M	49-51
	353262-S Clip (cowl wiring to fender apron)	1	GM,OM	49-50
	34443-S8 Locknut-5/16"-24	2	GM,OM	49-50
	34805-S8 Lockwasher-1/4"-apron to splash panel	11	1M	51
	34806-S7 Lockwasher-5/16"-apron to chassis frame	2	1M	51
	33795-S7 Nut (hex)-1/4"-20-apron to splash panel	11	1M	51
	33923-S7 Nut (hex)-5/16"-24-apron to chassis frame	2	1M	51
	356115-S32 Nut (spring)-No. 14	11	GM,OM	49-50
	356131-S32 Nut (spring)-No. 14A-apron to splash panel	11	OM	50
	357252-S2 Nut (cage)-5/16"-24-apron to radiator support	6	GM,OM	49-50
	42143-S8 Screw (hex washer head self tapping)-No. 14-10 x 3/4"	12	GM,OM	49-50
	43264-S8 Screw and lockwasher (hex head)-5/16"-24 x 7/8"-apron to apron support	6	1M	51

MERCURY

CHASSIS PARTS CATALOGUE

PART NUMBER	PART NAME	NO. REQ'D	MODEL	YEAR
				19
Front Fender—Continued				
	44719-S8 Washer (flat)-1/4"-apron to splash panel	11	1M	51
	44724-S8 Washer (flat)-5/16"-apron to support	6	9M,OM,1M	49-51
	356411-S Washer (flat)-7/16"-apron to splash panel	2	1M	51
8M 16070-A	Anti squeak (front fender apron splash panel)-36" long	2	9M,OM,1M	49-51
BC 16082-A	Apron and deflector assy (front fender)-R.H.	1	MA	52-53
BC 16083-A	Apron and deflector assy (front fender)-L.H.	1	MA	52
BG 16083-A	Apron and deflector assy (front fender)-L.H.-with	1	MA	53
BG 16083-A	Apron and deflector assy (front fender)-L.H.-with 1-1/2" dia. hole for clutch lever shaft	1	MA	53
	24347-S8 Bolt (hex head)-5/16"-24 x 3/4" -deflector to inner deflector support	2	MA	52-53
	42905-S8 Bolt & lockwasher (hex head)-5/16"-24 x 3/4"-apron & deflector to fender	8	MA	52-53
	42905-S8 Bolt & washer (hex head)-5/16" 24 x 1-1/8"-apron to lower dash panel	2	MA	52-53
	353486-S8 Bolt & washer (hex head)-5/16"-24 x 1-1/8"-apron splash panel to dash panel bracket	4	MA	52-53
	34806-S7 Lockwasher-5/16"-deflector to inner deflector support	2	MA	52-53
	33923-S7 Nut (hex)-5/16"-24-deflector to inner deflector support	2	MA	52-53
	357256-S2 Nut (retainer)-5/16"-24-apron and deflector to fender	8	MA	52-53
	357256-S2 Nut (retainer)-5/16"-24-apron splash panel to dash panel bracket	4	MA	52-53
	357256-S2 Nut (retainer)-5/16"-24-apron to lower dash bracket	4	MA	52-53
	352285-S Plug (button)-Rubber-plug 1-1/2" dia. hole in L.H. fender apron	1	MA	53
	44724-S8 Washer (flat)-5/16"-apron & deflector to fender	8	MA	52-53
	44724-S8 Washer (flat)-5/16"-deflector to inner deflector support	4	MA	52-53
	44724-S8 Washer (flat)-5/16"-apron splash panel to dash panel bracket	4	MA	52-53
	44724-S8 Washer (flat)-5/16"-apron to lower dash bracket	2	MA	52-53
8M 16086	Seal (front fender apron bar to radiator)-27-23/32" long x 2-3/4" wide	1	9M,OM	49-50

MERCURY

CHASSIS PARTS CATALOGUE

PART NUMBER	CLASS	PART NAME	NO. REQ'D	MODEL	YEAR
Front Fender—Continued					
GM 16094		Bracket (front fender to cowl)-R.H.	1	9M,OM,1M	49-51
BC 16094-A		Bracket (front fender to cowl)	2	MA	52-53
GM 16095		Bracket (front fender to cowl)-L.H.	1	9M,OM,1M	49-51
		24347-S8 Bolt (hex-hd)-5/16"-24 x 3/4"-fender to strainer	4	9M,OM,1M	49-51
		42906-S8 Bolt & lockwasher (hex head)-1/4"-20 x 3/4"-brkt. to cowl panel	4	MA	52-53
		34806-72 Lockwasher-5/16"-fender to strainer	4	9M,OM,1M	49-51
		44720-S8 Washer (flat)-1/4"-bracket to cowl panel	4	MA	52-53
BG 16098-A		Plate (front fender name)-"Monterey"-8-3/16" long	2	MA60B-730-76	53
		353338-S8 Nut (sleeve)-1/8"-plate to fender	6	MA60B-730-76	53
BA 16106-A		Shield (front fender splash)-rear-R.H.	1	MA	52-53
BA 16107-A		Shield (front fender splash)-rear-L.H.	1	MA	52-53
		353485-S8 Bolt & washer (hex head)-5/16"-24 x 3/4"-shield to side member	2	MA	52-53
		353485-S8 Bolt & washer (hex head)-5/16"-24 x 3/4"-shield to cowl panel	4	MA	52-53
		44722-S8 Washer (flat)-5/16"-shield to dash & frame brace	4	MA	52-53
EA 16110-A		Weatherstrip (front fender rear splash shield)-19-1/2" long	2	MA	52-53
BC 16126-A	NS	Seal (front fender to cowl)-5-3/8" long-make from BD-16126-A	2	MA	52
ED 16126-A		Seal (front fender to cowl)-6-1/2" long	as reqd	MA	52
OM 16138		Support assy (front fender apron and radiator)-29-1/8" x 23-13/32"	1	9M,OM,1M	49-51
MA 16138-A		Support (front fender apron & radiator)-24-49/64" x 23-25/32"	1	MA	52-53
		B-82060 Spring (support to radiator support bracket)	1	MA	52-53
		23441-S7 Bolt (carriage)-3/8"-24 x 1-1/4"-support to frame	2	9M,OM,1M	49-51
		350479-S7 Bolt (hex-hd)-5/16"-10 x 5/8"-fender apron to support	6	9M,OM,1M	49-51
		355547-S8 Bolt (hex-hd)-3/8"-24 x 2-7/8"-support to support bracket	1	MA	52-53
		33300-S8 Nut (hex) 3/8"-24-support to frame	2	9M,OM,1M	49-51
		34445-S7 Nut (hex-hd lock)-3/8"-24-support to support bracket	1	MA	52-53
		356060-S32 Nut (speed)-5/16"-10 x 1" wide	8	9M,OM	49-50
		357252-S2 Nut (cage)-5/16"-24-support to radiator air deflector	2	9M,OM,1M	49-51
		357252-S2 Nut (cage)-5/16"-24-support to radiator	6	9M,OM,1M	49-51
		357252-S2 Nut (cage)-5/16"-24-support to fender apron	6	9M,OM,1M	49-51

MERCURY

CHASSIS PARTS CATALOGUE

PART NUMBER	PART NAME	NO. REQ'D	MODEL	YEAR 19__
Front Fender—Continued				
	356595-S Plate (radiator support locking)	1	9M,OM,1M	49-51
	43264-S8 Screw and washer (hex head)- 5/16"-24 x 7/8"-support to front fender apron	6	OM	50
	44724-S8 Washer (flat)-5/16"-support to front fender apron	6	OM	50
	356420-S Washer (flat)-29/64" I.D. x 1" O.D.-support to support brkt.	1	MA	52-53
8L 16152	Bar (front fender apron and radiator)	1	9M,OM	49-50
OL 16152	Bar (front fender apron and radiator)	1	OM	50
	42134-S8 Screw (hex washer head self tapping)-No. 10-12 x 5/8"	6	9M,OM	49-50
BC 16164-A	Moulding (front fender)-front-R.H.-bolt on type	1	MA	52
BG 16164-A	Moulding (front fender)-front-R.H.-clip-on type	1	MA	53
BC 16165-A	Moulding (front fender)-front-L.H.-bolt on type	1	MA	52
BG 16165-A	Moulding (front fender)-front-L.H.-clip-on type	1	MA	53
	358560-S100 Clip (trim)-moulding to fender	4	MA	53
	34903-S8 Lockwasher-No. 10-moulding to fender	4	MA	53
	34053-S8 Nut (hex)-No. 10-24-moulding to fender	4	MA	53
	34079-S7 Nut (hex)-No. 10-moulding to fender	6	MA	52
	50013-S13 Screw (flat head)-No. 10-32 x 1/2"-moulding to fender	6	MA	52
	44713-S8 Washer (flat)-No. 10-moulding to fender	6	MA	52
	351377-S7 Washer (flat)-3/8"-moulding to fender	6	MA	52
BA 16170-A	Weatherstrip (front fender splash panel)-35" long	2	MA	52-53
BA 16174-A	Brace (front fender opening)-rear-R.H.	1	MA	52-53
BA 16175-A	Brace (front fender opening)-rear-L.H.	1	MA	52-53
	24347-S8 Bolt (hex-hd)-5/16"-24 x 3/4"- brace to fender	2	MA	52-53
	34806-S7 Lockwasher-5/16"-brace to fender	2	MA	52-53
	33798-S8 Nut (hex)-5/16"-24-brace to fender	2	MA	52-53
	44724-S8 Washer (flat)-5/16"-brace to fender	2	MA	52-53
8M 16186	Pad (front fender apron & radiator support)	as reqd	9M,OM,1M	49-51
BD 16195-A	Spacer (fender bracket cowl top)	as reqd	MA	52-53
BG 16198-A	Pad (front fender emblem)	2	MA60B-730-76	53
	1M-7221020 Emblem assy (front fender)	2	MA60B-730-76	53

MERCURY

CHASSIS PARTS CATALOGUE

PART NUMBER	PART NAME	NO. REQ'D	MODEL	YEAR
Front Fender—Continued				
OL 16210	Moulding (front fender lower edge curb buffer)-R.H.	1	OM,LM, except 79	50-51
OL 16211	Moulding (front fender lower edge curb buffer)-L.H.	1	OM,LM, except 79	50-51
	350190-S8 Bolt (special pointed carriage) -No. 10-24 x 1/2"-moulding to front fender lower edge	10	OM,LM, except 79	50-51
	34053-S8 Nut (hex)-No. 10-24-moulding to fender	10	OM,LM, except 79	50-51
	44713-S8 Washer (flat)-No. 10-moulding to fender	10	OM,LM, except 79	50-51
BC 16216-A	Bracket (front fender opening brace)-R.H.	1	MA	52-53
BC 16217-A	Bracket (front fender opening brace)-L.H.	1	MA	52-53
BA 16248-A	Spacer (front fender to rocker panel)	as reqd	MA	52-53
BC 16252-A	Weatherstrip (front fender apron to frame)-front- 12" long	2	MA	52-53
EA 16254-A	Weatherstrip (front fender apron to frame)-rear- 13-3/8" long	2	MA	52-53
BC 16262-A	NS Weatherstrip (front fender apron to dash brace)- 11" long-cut from BD-16262-A	2	MA	52-53
ED 16262-A	Weatherstrip (front fender apron to dash brace)- 12" long	2	MA	52-53

Rear Fender

8M 16312-A	Fender assy (rear)-R.H.	1	9M72-76,OM72-76	49-50
8M 16312-B	Fender assy (rear)-R.H.	1	9M74,OM74	49-50
1M 16312-B	Fender assy (rear)-R.H.	1	1M74	51
1M 16312-C	Fender assy (rear)-R.H.	1	1M except 74-79	51
8M 16313-A	Fender assy (rear)-L.H.	1	9M72-76,OM72-76	49-50
8M 16313-B	Fender assy (rear)-L.H.	1	9M74,OM74	49-50
1M 16313-B	Fender assy (rear)-L.H.	1	1M74	51
1M 16313-C	Fender assy (rear)-L.H.	1	1M except 74-79	51
	24324-S7 Bolt (hex-hd)-1/4"-20 x 5/8"- rear fender to rear floor pan	4	9M,OM, except 79	49-50
	24327-S7-8 Bolt (hex-head)-5/16"-24 x 5/8" -fender to quarter panel	8	9M,OM,LM, except 79	49-51
	24327-S7-8 Bolt (hex head)-5/16"-24 x 5/8" -fender to quarter hinge pillar	6	9M,OM,LM, except 79	49-51
	39075-S7 Bolt (binding head)-5/16"-24 x 5/8"-rear fender to body pillar assy	6	9M72-76,OM72-76,1M72-76	49-51
	34393-S7 Nut (lock)-5/16"-24-fender to quarter panel and quarter hinge pillar	18	OM,LM, except 79	50-51
	357254-S2 Nut (retainer)-1/4"-28-fender to floor pan filler	2	1M except 79	51
	42904-S8 Screw & lockwasher (hex head)- 1/4"-28 x 5/8"-fender to floor pan filler	2	1M except 79	51
	42905-S8 Screw & washer assy (hex-hd)- 5/16"-24 x 3/4"-fender to body panel	32	9M,OM,LM	49-51

MERCURY

CHASSIS PARTS CATALOGUE

PART NUMBER	PART NAME	NO. REQ'D	MODEL	YEAR
Rear Fender—Continued				
	43264-S8 Screw and washer (hex head)-5/16"-24 x 7/8"-fender to quarter panel	16	OM, 1M, except 79	50-51
	44722-S8 Washer (flat)-5/16"-fender to quarter hinge pillar	2	9M74, OM74	49-50
	44724-S8 Washer (flat)-5/16"-fender to quarter hinge pillar	6	1M74	51
	44728-S8 Washer (flat)-3/8"-fender to quarter panel	10	1M except 79	51
8M 16318-A	Reinforcement (rear fender to body)-front-R.H.	1	9M72-76, OM72-76, 1M72-76	49-51
8M 16318-B	Reinforcement (rear fender to body)-front-R.H.	1	9M74, OM74, 1M74	49-51
1M 16318	Reinforcement (rear fender to body)-front-R.H.	1	1M74	51
8M 16319-A	Reinforcement (rear fender to body)-front-L.H.	1	9M72-76, OM72-76, 1M72-76	49-51
8M 16319-B	Reinforcement (rear fender to body)-front-L.H.	1	9M74, OM74, 1M74	49-51
1M 16319	Reinforcement (rear fender to body)-front-L.H.	1	1M74	51
8M 16320-B	Anti squeak (rear fender to body)-20-1/4" long	2	9M72-76, OM72-76	49-50
8M 16320-C	Anti squeak (rear fender to body)-20-1/2" long	2	9M74, OM74, 1M74	49-51
8M 16320-D	Anti squeak (rear fender to pillar)-16-7/8" long	2	9M72, OM72	49-50
8M 16320-E	Anti squeak (rear fender to pillar)-beaded-16-7/8"	2	9M72-76, OM72-76	49-50
1M 16320	Anti squeak (rear fender to pillar)-17-55/64" long	2	1M except 74-79	51
8M 16340	Brace (rear fender)-RH	1	9M, OM, 1M, except 79	49-51
8M 16341	Brace (rear fender)-LH	1	9M, OM, 1M, except 79	49-51
	24324-S8 Bolt (hex-hd)-1/4"-20 x 5/8"-brace to rear floor pan	4	9M, OM, 1M, except 79	49-51
	24344-S7 Bolt (hex-hd)-1/4"-20 x 3/4"-brace to rear fender	4	9M, OM, 1M, except 79	49-51
	34390-S7 Nut (lock hex)-1/4"-20-brace to rear floor pan	4	9M, OM, 1M, except 79	49-51
	34390-S7 Nut (lock hex)-1/4"-20-brace to rear fender	4	9M, OM, 1M, except 79	49-51
	44719-S8 Washer (flat)-1/4"-brace to floor pan	4	9M, OM, 1M, except 79	49-51
	44719-S8 Washer (flat)-1/4"-brace to fender	4	9M, OM, 1M, except 79	49-51
8M 16346-A	Anti squeak (rear fender to body)-80-37/64" long	2	9M72-76, OM72-76	49-50
8M 16346-B	Anti squeak (rear fender to body)-60-3/8" long	2	9M74, OM74	49-50
1M 16346-A	Anti squeak (rear fender to body)-73-21/32" long-make from 8M-16346-A	2	1M except 74-79	51
1M 16346-B	Anti squeak (rear fender to body)-53-7/16" long-make from 8M-16346-A	2	1M74	51
8M 16377	Spring (fuel tank filler neck lid hinge)-1-1/4" wide	1	9M, OM, except 79	49-50
OA 16377	Spring (fuel tank filler neck lid hinge)-1-9/32" wide	1	OM, 1M, except 79	50-51
8M 16381	Sealer (rear fender reinf. to body front)-Rubber	2	9M72-76, OM72-76, 1M72-76	49-51

MERCURY

CHASSIS PARTS CATALOGUE

PART NUMBER	PART NAME	NO. REQ'D	MODEL	YEAR
Rear Fender--Continued				
8M 16382-A	Moulding (rear fender)-RH	1	9M72-76, OM72A-72B-76, 1M72-76	49-51
8M 16382-B	Moulding (rear fender)-RH	1	9M74, OM74, 1M74	49-51
OM 16382	Moulding (rear fender)-RH	1	OM72C, 1M72C	50-51
8M 16383-A	Moulding (rear fender)-LH	1	9M72-76, OM72A-72B-76, 1M72-76	49-51
8M 16383-B	Moulding (rear fender)-LH	1	9M74, OM74, 1M74	49-51
OM 16383	Moulding (rear fender)-LH	1	OM72C, 1M72C	50-51
	352396-S32 Clip (trim)-moulding to fender	as reqd	9M, OM, 1M, except 79	49-51
	355807-AS7 Nut (washer)-No. 10-24	4	9M, OM, except 79	49-50
	353112-A1S3 Retainer (moulding)-29/32"	18	9M, OM, except 79	49-50
	358200-S7 Retainer (moulding)-No. 10-24	2	9M, OM	49-50
	356622-S8 Retainer assy (moulding)-No. 10-24 x 1/2"	2	9M, OM, except 79	49-50
1M 16446-A	Brace (rear fender)	2	1M except 79	51
	357254-S2 Nut (retainer)-1/4"-28-brace to floor pan filler	2	1M except 79	51
	42904-S8 Screw & lockwasher (hex head)-1/4"-28 x 5/8"-brace to floor pan filler	2	1M except 79	51
	43264-S8 Screw and lockwasher (hex head)-5/16"-24 x 7/8"-brace to floor pan filler	4	1M except 79	51
	44722-S8 Washer (flat)-5/16"-brace to floor pan filler	4	1M except 79	51
AB 16550-A	Shield (radiator splash)	1	MA	52
8M 16554	Shield (radiator support to front cross member splash)-RH	1	9M, OM, 1M	49-51
8M 16555	Shield (radiator support to front cross member splash)-LH	1	9M, OM, 1M	49-51
	31527-S7 Screw (hex washer head)-No. 14-14 x 1/2"-shield to cross member and radiator support	4	9M, OM, 1M	49-51

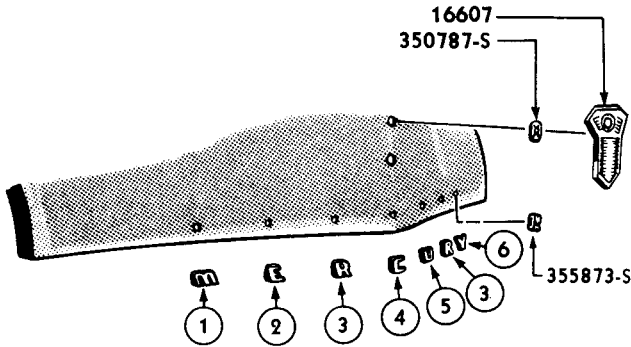
Hood

BC 16602-A	Clip assy (hood front ornament retainer)	1	MA	52-53
8M 16606-A	Letter (hood front)-M	1	9M	49
8M 16606-B	Letter (hood front)-E	1	9M	49
8M 16606-C	Letter (hood front)-R	2	9M	49
8M 16606-D	Letter (hood front)-C	1	9M	49
8M 16606-E	Letter (hood front)-U	1	9M	49
8M 16606-F	Letter (hood front)-Y	1	9M	49
	355873-S32 Nut (spring)-letters to hood	7	9M	49
OM 16606	Ornament (hood front lower)	1	OM	50
	OM-16945 Screw and washer assy (hood front lower ornament to hood)-No. 10-24 x 3/8"	7	OM	50
	351600-S8 Washer (cup)-7/32" I.D. x 5/8" O.D. x 1/4" thick	7	OM	50

MERCURY

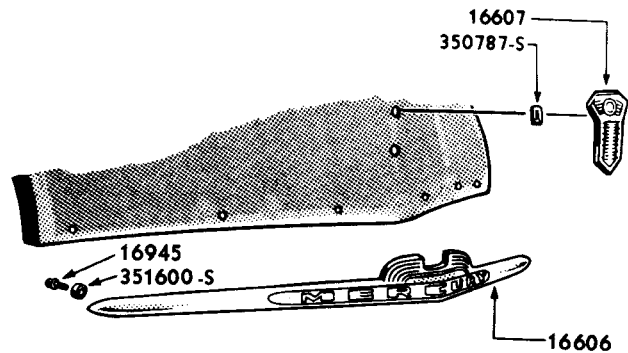
CHASSIS PARTS CATALOGUE

Hood-Continued



- | | |
|--------------|--------------|
| ① 8M-16606-A | ④ 8M-16606-D |
| ② 8M-16606-B | ⑤ 8M-16606-E |
| ③ 8M-16606-C | ⑥ 8M-16606-F |

1949 ONLY



1950 ONLY

PM-403

1949-50 HOOD ORNAMENTS

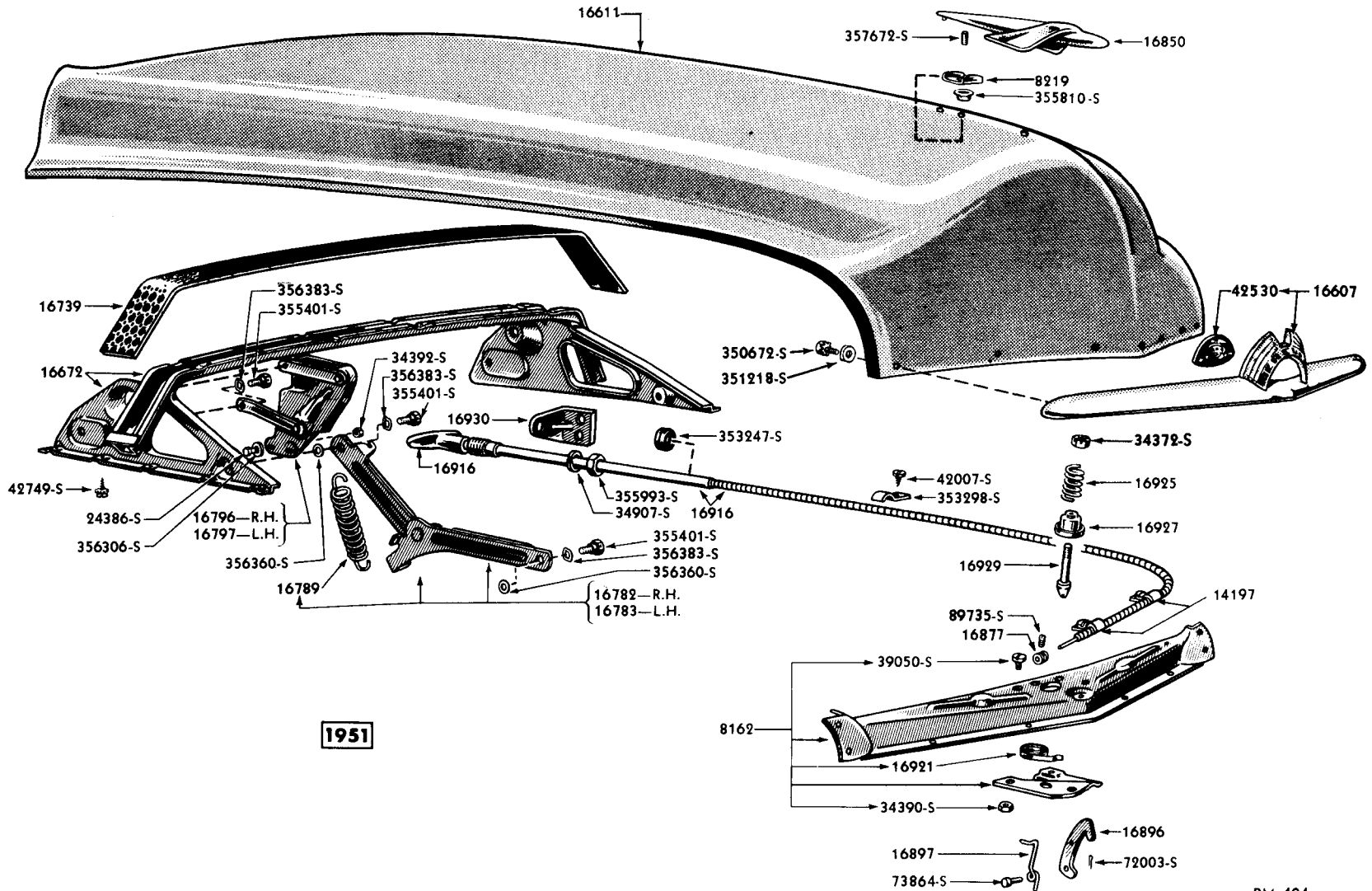
Basic numbers only shown on illustration. Order by Part Numbers shown in list of parts.

PART NUMBER	QTY	PART NAME	NO. REQ'D	MODEL	YEAR 19
BC 16606-G		Letter (hood front)-M	1	MA	52-53
BC 16606-H		Letter (hood front)-E	1	MA	52-53
BC 16606-J		Letter (hood front)-R	2	MA	52-53
BC 16606-K		Letter (hood front)-C	1	MA	52-53
BC 16606-L		Letter (hood front)-U	1	MA	52-53
BC 16606-M		Letter (hood front)-Y	1	MA	52-53
		45246-S8 Nut (stamped)-No. 8-32-letter to hood	7	MA	52-53
8M 16607		Ornament assy (hood)-front	1	9M, OM	49-50
1M 16607-A		Ornament assy (hood front)-Chrome Plate-Zinc Die Cast	1	1M	51
		OM-7242530 Medallion (hood)-front	1	1M	51
		8M-8219 Spacer (hood ornament)	2	9M, OM, 1M	49-51
		350787-AS Nut (spring)-5/32"	2	9M, OM	49-50
		357172-S8 Screw & washer (hex-hd)-No. 10-24 x 1/2"-ornament to hood	7	1M	51
		351218-S8 Washer (flat)-No. 10-ornament to hood	7	1M	51
1M 16611		Hood assy-less ornaments-supply (1) 1M-16607-A when using for 1949 and 1950 service	1	9M, OM, 1M	49-51
		356819-S Bumper (fender to hood)-Rubber	6	9M, OM	49-50
		42907-S8 Screw and washer (hex-hd)-1/4"-28 x 1/2"-hood bracket to hood reinforcement	4	OM, 1M	50-51
		11A-7023030-A Bumper (hood front to grille)-21/32" length	2	OM	50
		11A-7023030-B Bumper (hood front to grille)-25/32" length	2	1M	51
		1M-19243 Kit (hood insulation)-refer to Accessories Group for component parts	1	1M	51

CHASSIS PARTS CATALOGUE

PART NUMBER	PART NAME	NO. REQ'D	MODEL	YEAR 19__
Hood—Continued				
BG 16612-B	Hood assy-less ornaments-supply (1) BG-16856-A when using for 1952 service	1	MA	52-53
	BC-19243-A Kit (hood insulation)-refer to Accessories Group for component parts	1	MA	52-53
8L 16633-B	Silencer (hood top panel to front strainer)-51" long	1	GM,OM,1M	49-51
BC 16634-A	Clip assy (hood front ornament retainer)	1	MA	52-53
BC 16637-A	Ornament (hood front)	1	MA	52-53
1M 16640	Spacer assy (hood rear)	2	1M	51
	42728-S8 Screw & lockwasher (hex-hd)-No. 10-32 x 1/2"-spacer to hood reinforcement bracket	4	1M	51
	44713-S8 Washer (flat)-No. 10-spacer to hood reinforcement bracket	4	1M	51
1M 16644	Retainer (hood ornament medallion)	1	1M	51
BC 16644-B	Retainer (hood front ornament)	1	MA	52-53
BC 16668-B	Reinforcement assy (hood)-rear	1	MA	52-53
	42905-S8 Bolt & washer (hex-hd)-5/16"-24 x 3/4"-reinforcement to hood	6	MA	52-53
	44724-S8 Washer (flat)-5/16"-reinforcement to hood	6	MA	52-53
GM 16672	Reinforcement & bracket assy (hood)-rear	1	GM,OM,1M	49-51
	42749-S8 Screw & lockwasher assy (hex-hd)-1/4"-28 x 3/8"	4	GM,OM	49-50
	42907-S8 Screw and washer (hex-hd)-1/4"-28 x 1/2"-reinforcement to hood	10	OM,1M	50-51
	44720-S8 Washer (flat)-1/4"-reinforcement to hood	10	OM,1M	50-51
BC 16675-A	Pad (hood front ornament)-1-3/4" x 2-3/8"	1	MA	52-53
BD 16700-A	Lock assy (hood)	1	MA	52-53
	39094-S8 Bolt (pan head)-1/4"-20 x 3/4"-lock to lock plate support	3	MA	52-53
	34940-S2 Lockwasher-1/4"-lock to lock plate support	3	MA	52-53
	33795-S7 Nut (hex)-1/4"-20-lock to lock plate support	3	MA	52-53
	44719-S8 Washer (flat)-1/4"-lock to lock plate support	3	MA	52-53
BC 16717-A	Support (hood lock)	1	MA	52-53
	24347-S8 Bolt (hex-hd)-5/16" x 24 x 3/4"-support to air deflector	4	MA	52-53
	24347-S8 Bolt (hex-hd)-5/16" x 24 x 3/4"-support to lock support brace	2	MA	52-53
	34806-S7 Lockwasher-5/16"-support to air deflector	4	MA	52-53
	34806-S7 Lockwasher-5/16"-support to lock support brace	2	MA	52-53
	33798-S8 Nut (hex)-5/16"-24-support to air deflector	4	MA	52-53
	33798-S8 Nut (hex)-5/16"-24-support to lock support brace	2	MA	52-53
	44724-S8 Washer (flat)-5/16"-support to air deflector	4	MA	52-53

Hood—Continued



1951

HOOD ASSEMBLY

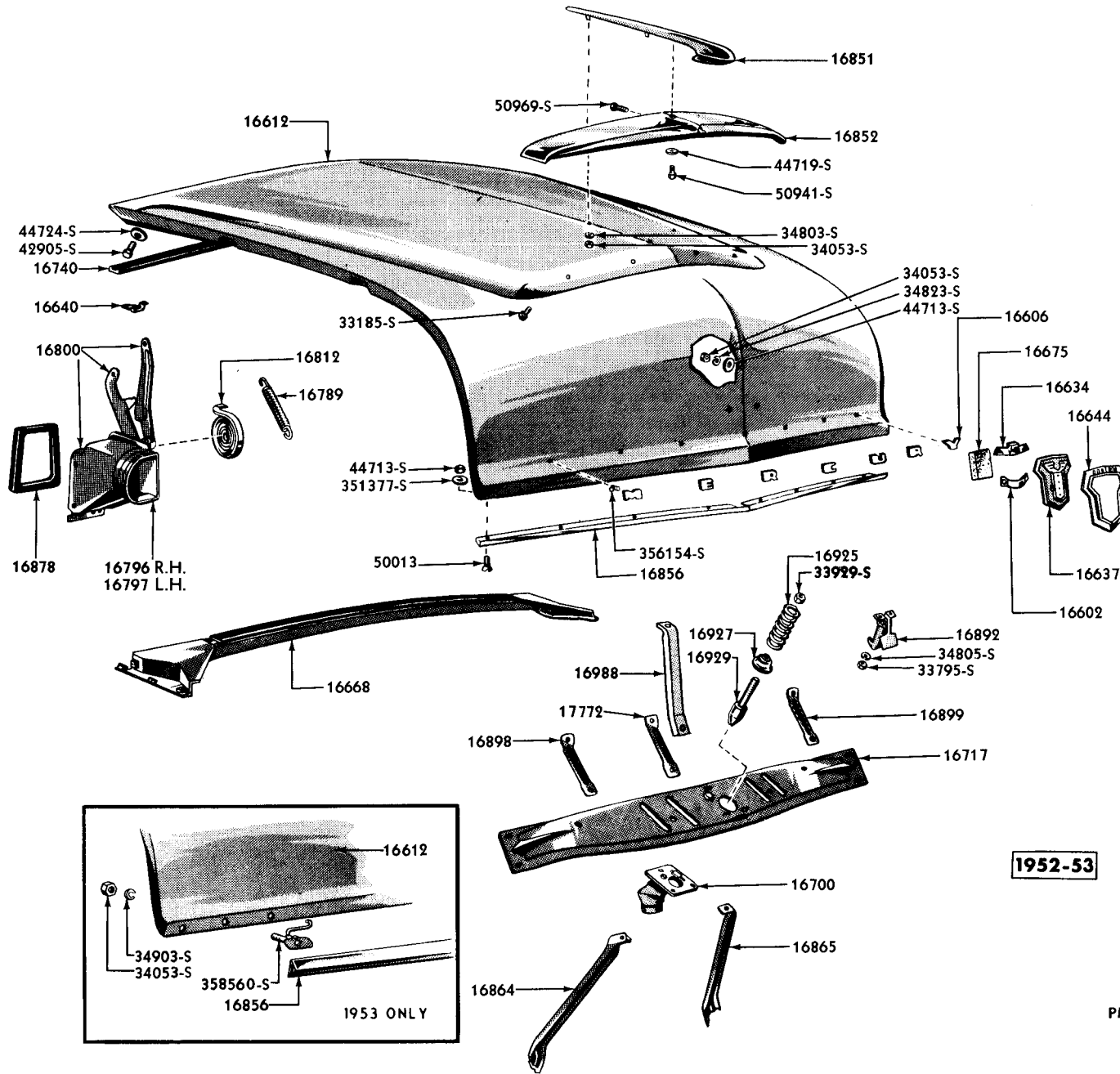
Basic numbers only shown on illustration. Order by Part Numbers shown in list of parts.

PM-404

CHASSIS PARTS CATALOGUE

PART NUMBER	QTY	PART NAME	NO. REQ'D	MODEL	YEAR
Hood—Continued					
1M 16738	NS	Insulator (hood front)-21-5/8" x 55-1/8" serviced in 1M-19243 Kit	1	1M	51
BC 16738-A	NS	Insulator (hood)-30" x 50"-serviced in BC-19243-A	1	MA	52-53
8M 16739-B		Anti rattler (hood rear reinforcement to hood)	1	9M, OM, 1M	49-51
8M 16740-A		Pad (hood)-on cowl-54-1/2" long	1	9M, OM, 1M	49-51
BA 16740-A		Pad (hood)-on cowl-51" long	1	MA	52-53
		351629-S28-A2B Drive nail-No. 6-pad to cowl panel	8 or 11	9M, OM, 1M, MA	49-53
1M 16746	NS	Insulator (hood rear)-19-11/16" x 60-5/8"-serviced in 1M-19243 Kit	1	1M	51
BD 16754-A		Bumper (fender to hood front)-55/64" diameter	4-6	MA	52-53
		33925-S7 Nut (hex)-3/8"-24-bumper to apron and deflector	4-6	MA	52-53
11A 16758-A		Bumper (glove compartment door)	2	OM, 1M	50-51
BA 16758-C		Bumper (fender to hood)-35/64" height	4	MA	52-53
BA 16763-A		Bumper assy (hood to cowl top)	2	MA	52-53
		51567-S8 Screw (fillister head)-No. 12-24 x 1/2"-bumper to cowl top panel	2	MA	52-53
8M 16782		Support assy (hood)-RH	1	9M, OM, 1M	49-51
8M 16783		Support assy (hood)-LH	1	9M, OM, 1M	49-51
		355401-S8 Bolt (special shoulder)-5/16"-24 x 7/8"-support to hood hinge	2	9M, OM, 1M	49-51
		355401-S8 Bolt (hex-hd)-5/16"-24 x 7/8"-support to fender bracket	2	9M, OM, 1M	49-51
		34443-S8 Locknut (hex)-5/16"-24-support to fender	2	9M, OM, 1M	49-51
		34443-S8 Locknut (hex)-5/16"-24-support to rear hood reinforcement	2	9M, OM, 1M	49-51
		34393-S7 Nut (lock)-5/16"-24 hood support to front fender	2	9M, OM	49-50
		351360-S7 Washer (flat)-5/16" x 3/4" x 1/32"-support to hood reinforcement	4	9M, OM, 1M	49-51
		351360-S7 Washer (flat)-5/16" x 1/32" x 3/4"-support to front fender	2	9M, OM, 1M	49-51
		351360-S7 Washer (flat)-5/16" x 1/32" x 3/4"-support to hood	2	9M, OM, 1M	49-51
		356360-S Washer (special flat)-3/4" O.D. x 21/64" I.D.	6	9M, OM	49-50
		356383-S7 Washer (spring)-29/64" I.D. x 3/4" O.D.-support to fender and hood	4	9M, OM, 1M	49-51
99A 16789		Spring (hood support)-4-1/2" free length	2	9M, OM, 1M	49-51
BA 16789-A		Spring (hood hinge tension)-6-3/4" free length	2	MA	52
BA 16789-B		Spring (hood hinge tension)-6-21/32" free length	2	MA	52-53

Hood-Continued



1952-53

PM-612

HOOD ASSEMBLY

Basic numbers only shown on illustration. Order by Part Numbers shown in list of parts.

CHASSIS PARTS CATALOGUE

PART NUMBER	PART NAME	NO. REQ'D	MODEL	YEAR
-------------	-----------	-----------	-------	------

Hood-Continued

8M 16796	Link and bracket assy (hood hinge)-RH	1	9M,OM,1M	49-51
EA 16796-A	Hinge assy (hood)-less springs-R.H.	1	MA	52-53
8M 16797	Link and bracket assy (hood hinge)-LH	1	9M,OM,1M	49-51
EA 16797-A	Hinge assy (hood)-less springs-L.H.	1	MA	52-53
	24386-S8 Bolt (hex-hd)-5/16"-18 x 1"	6	9M,OM,1M	49-51
	42905-S8 Bolt and washer assy (hex-hd)-5/16"-24 x 3/4"-hinge to dash panel	8	MA	52-53
	355401-S8 Bolt (special shoulder)-5/16"-24 x 7/8"	6	9M,OM,1M	49-51
	357499-S8 Bolt (hex-hd)-5/16"-24 x 3/4"-hinge link to hood bracket	4	MA	52-53
	34392-S7 Locknut (hex)-5/16"-18	6	9M,OM,1M	49-51
	33798-S8 Nut (hex)-5/16"-24-hinge to hood bracket	2	MA	52-53
	33798-S8 Nut (hex)-5/16"-24 hinge to hood panel	6	MA	52-53
	34144-S8 Nut (square head)-5/16"-24-hinge to hood bracket	2	MA	52-53
	357441-S Nut (retainer)-5/16"-24-hinge to hood bracket	2	MA	52-53
	42749-S8 Screw and lockwasher assy (hex-hd)-1/4"-20 x 3/8"-brkt. to hood	10	9M,OM,1M	49-51
	44724-S8 Washer (flat)-5/16"-hinge to dash panel	8	MA	52-53
	351360-S7 Washer (flat)-5/16" x 1/32" x 3/4"-link bracket to hood	4	OM,1M	50-51
	351360-S7 Washer (flat)-5/16"-hinge rear link to hood bracket	2	MA	52-53
	356306-S7 Washer (spec. serrated)-1-1/8" O.D. x 5/16" I.D.	6	9M,OM,1M	49-51
	356306-S7 Washer (serrated)-5/16"-hinge front link to hood bracket	2	MA	52-53
	356383-S7 Washer (spring)-29/64" I.D. x 3/4" O.D.-link and bracket to hood hinge	4	9M,OM,1M,MA	49-53
	356383-S7 Washer (spring)-29/64" I.D. x 3/4" O.D.-hinge link to hood bracket	4	MA	52-53
EA 16812-A	Spring (hood hinge clock)-2-3/16" free position radius	2	MA	52-53
8M 16850	Ornament assy (hood top)	1	9M,OM,1M, except 72C	49-51
OM 16850	Ornament assy (hood top)	1	OM72C,1M72C	50-51
	8M-8219 Spacer (hood ornament to hood)-sq.	2	9M,OM,1M	49-51
	34805-S8 Lockwasher-1/4"-ornament to hood top	2	1M	51
	33795-S7 Nut (hex)-1/4"-20-ornament to hood	2	1M	51
	355810-AS7 Nut (washer head)-1/4"-20	2	9M,OM,1M	49-51
	357672-S7-8 Stud-1/4"-20 x 1"-ornament to hood	2	9M,OM,1M	49-51

MERCURY

CHASSIS PARTS CATALOGUE

PART NUMBER	PART NAME	NO. REQ'D	MODEL	YEAR 19__
Hood—Continued				
BC 16851-C	Ornament assy (hood top center)	1	MA	52-53
	34803-S7 Lockwasher-No. 10-ornament to hood panel	2	MA	52-53
	34805-S8 Lockwasher-1/4"-ornament to wing	1	MA	52-53
	34053-S8 Nut (hex)-No. 10-24-ornament to hood panel	2	MA	52-53
	31128-S Screw (fillister hd)-1/4" x 1"-ornament to wing	1	MA	52-53
	52788-S8 Screw (pan head)-No. 12-14 x 1/2"-ornament to hood	1	MA	52-53
	357172-S8 Screw and washer (hex-hd)-No. 10-24 x 1/2"-ornament to hood panel	7	MA	52-53
BC 16852-C	Wing assy (hood top ornament)	1	MA	52-53
	50941-S8 Bolt and washer (fillister hd)-1/4"-28 x 1"-wing to ornament	1	MA	52-53
	50969-S8 Bolt and washer (fillister hd)-1/4"-28 x 1-1/8"-wing to ornament	1	MA	52-53
	357254-S2 Nut (retainer)-1/4"-28-wing to ornament	1	MA	52-53
	52788-S8 Screw (pan hd)-No. 12-14 x 1/2"-wing to hood	6	MA	52-53
BD 16856-A	Moulding (hood front)-lower-bolt on type	1	MA	52
	34079-S7 Nut (hex)-No. 10-32-moulding to hood	8	MA	52
	50013-S13 Screw (flat hd)-No. 10-32 x 1/2"-moulding to hood	8	MA	52
	44713-S8 Washer (flat)-No. 10-moulding to hood	8	MA	52
	44716-S8 Washer (flat)-1/4"-moulding to hood	2	MA	52
	351377-S7 Washer (flat)-3/8"-moulding to hood	6	MA	52
BG 16856-A	Moulding (hood front)-lower-clip on type	1	MA	53
	358560-S100 Clip (trim)-moulding to fender	8	MA	53
	34903-S8 Lockwasher-No. 10-moulding to hood	8	MA	53
	34053-S8 Nut (hex)-No. 10-24-moulding to hood	8	MA	53
IM 16864	Support (hood locking plate)	1	IM	51
	24367-S8 Bolt (hex head)-5/16"-24 x 7/8"-support to hood lock plate and stone deflector	2	IM	51
	34806-S7 Lockwasher-5/16"-support to hood lock plate	1	IM	51
	34806-S7 Lockwasher-5/16"-support to front stone deflector	1	IM	51
	33923-S7 Nut (hex)-5/16"-24-support to hood lock plate	1	IM	51
	356831-S2 Nut (caged)-5/16"-24-support to stone deflector	1	IM	51

CHASSIS PARTS CATALOGUE

PART NUMBER	PART NAME	NO. REQ'D	MODEL	YEAR 19__
Hood-Continued				
BC 16864-A	Brace (hood lock support)-R.H.	1	MA	52-53
BC 16865-A	Brace (hood lock support)-L.H.	1	MA	52-53
	24347-S8 Bolt (hex-hd)-5/16"-24 x 3/4"- brace to inner air deflector support	2	MA	52-53
	34806-S7 Lockwasher-5/16"-brace to inner air deflector support	2	MA	52-53
	33798-S8 Nut (hex)-5/16"-24-brace to inner air deflector support	2	MA	52-53
	44724-S8 Washer (flat)-5/16"-brace to inner air deflector support	2	MA	52-53
16H 16877-B	Sleeve (hood catch control cable)	1	9M, OM, 1M	49-51
BA 16878-A	Seal (hood hinge bracket)-4-7/32" x 5-3/8" x 6-9/64" trapezoidal	2	MA	52-53
BC 16892-A	Hook assy (hood auxiliary catch)	1	MA	52-53
	34805-S8 Lockwasher-1/4"-hook to latch to latch dowel support	2	MA	52-53
	33795-S7 Nut (hex)-1/4"-20-hook to latch dowel support	2	MA	52-53
8M 16896	Hook (hood catch)	1	9M, OM, 1M	49-51
	72003-S7 Cotter pin-1/16" x 1/2"	1	9M, OM, 1M	49-51
	73864-S8 Pin (clevis)-3/16" x 11/16"	2	9M, OM, 1M	49-51
8M 16897	Spring (hood auxiliary catch)	1	9M, OM, 1M	49-51
BC 16897-A	Spring (hood aux. catch)-17-1/4" coils-1-1/8" length	1	MA	52-53
BC 16898-A	Brace (hood lock support to radiator air defl.)-R.H.	1	MA	52-53
BC 16899-A	Brace (hood lock support to radiator air defl.)-L.H.	1	MA	52-53
	24347-S8 Bolt (hex-hd)-5/16"-24 x 3/4"- brace to inner defl. support	2	MA	52-53
	24347-S8 Bolt (hex-hd)-5/16"-24 x 3/4"- brace to hood lock support	2	MA	52-53
	34806-S7 Lockwasher-5/16"-brace to inner deflector support	2	MA	52-53
	34806-S7 Lockwasher-5/16"-brace to hood lock support	2	MA	52-53
	33798-S8 Nut (hex)-5/16"-24-brace to inner deflector support	2	MA	52-53
	33798-S8 Nut (hex)-5/16"-24-brace to hood lock support	2	MA	52-53
	44724-S8 Washer (flat)-5/16"-brace to inner deflector support	2	MA	52-53
8M 16916	Cable assy (hood catch control)	1	9M, OM, 1M	49-51
	7RA-14197-B Clip (hood catch control cable)	5	9M, OM, 1M	49-51
	353298-S Clip (hood release cable)	5	9M, OM, 1M	49-51
	353247-AS Grommet (hood catch cable)- 13/64" x 13/32"-Rubber	1	9M, OM, 1M	49-51
	355993-S8 Locknut (hex)-3/8"-24	1	9M, OM, 1M	49-51
	34907-S7 Lockwasher (internal tooth)- 3/8"	1	9M, OM, 1M	49-51
	42007-S7 Screw (hex-hd self tapping)- No. 10-12 x 1/2"	5	9M, OM, 1M	49-51
	89735-S18 Screw (set)-No. 12-28-1/4"- cable to catch	1	9M, OM, 1M	49-51

MERCURY

CHASSIS PARTS CATALOGUE

PART NUMBER	PART NAME	NO. REQ'D	MODEL	YEAR 19__
-------------	-----------	-----------	-------	--------------

Hood—Continued

7A 16921	Spring (hood lock trigger)	1	9M,OM,1M	49-51
8M 16925	Spring (hood lock)-7 coils	1	9M,OM,1M	49-51
BA 16925-A	Spring (hood lock)-7-1/2 coils	1	MA	52-53
11A 16927	Guide (hood lock spring)	1	9M,OM,1M	49-51
16H 16927	Guide (hood lock spring)	1	MA	52-53
OM 16929	Dowel (hood lock)	1	9M,OM,1M	49-51
BA 16929-A	Dowel (hood lock)	1	MA	52-53
	34372-S7 Locknut (hex)-7/16"-20-dowel to dowel support	1	9M,OM,1M	49-51
	33929-S7 Nut (hex check)-1/2"-20-dowel to dowel support	1	MA	52-53
8M 16930-C	Bracket (hood control)-instrument panel	1	9M,OM,1M, except 76	49-51
8M 16930-D	Bracket (hood and top control)-instrument panel-with 15/64" diameter hole for top control	1	9M76,OM76	49-50
OM 16930	Bracket (hood and top controls)-with 33/64" x 13/64" diameter hole for top control	1	9M76,OM76,1M76	49-51
	356632-S Grommet (top control through dash)-Rubber	1	9M76,OM76,1M76	49-51
	34827-S2 Lockwasher-3/8"	1	9M,OM,1M	49-51
	34909-S7 Lockwasher-1/2"-bracket to dash	1	9M76,OM76,1M76	49-51
OM 16945	Screw and washer assy (hood front lower ornament to hood)-No. 10-24 x 3/8"	7	OM	50
BC 16988-A	Brace (hood front reinforcement to hood)	1	MA	52-53
	33798-S8 Nut (hex)-5/16"-24-brace to hood reinforcement	1	MA	52-53
	42905-S8 Bolt and washer (hex-hd)-5/16"- 24 x 3/4"-brace to hood reinforcement	1	MA	52-53

Tools

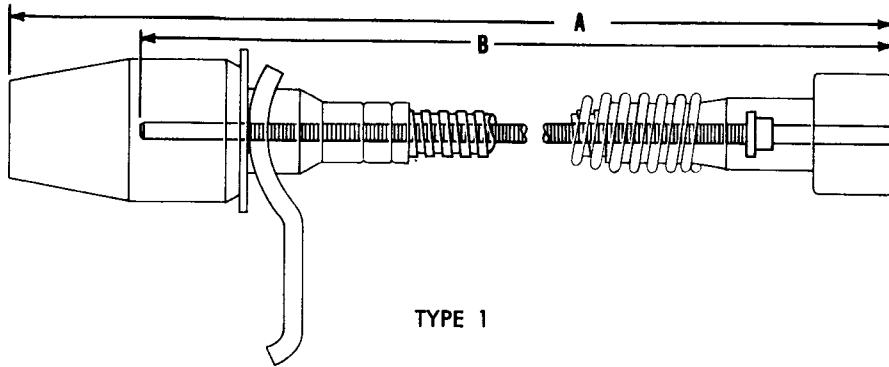
B 17005-A	Bag assy (tool)	1	9M,OM,1M,MA	49-53
AB 17035-A	Wrench (jack handle and wheel nut)	1	9M,OM,1M,MA	49-53
1H 17080-A	Jack assy (bumper)-two leg crank type with 2-1/2" lifting lip	1	9M,OM,1M	49-51
LA 17080-A	Jack assy (bumper) two leg crank type with 3-3/4" lifting lip	1	MA	52-53
BA 17091-C	Clamp (wheel wrench and jack)	1	MA79	52-53

Speedometer

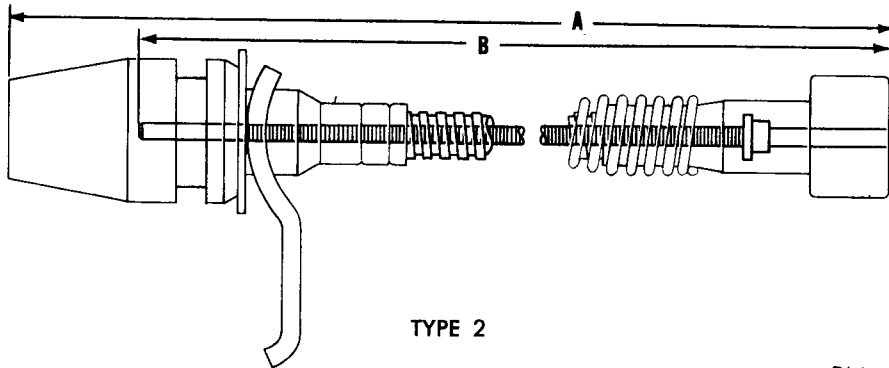
8M 17255-A	Speedometer assy-Bright Silver background	1	9M	49
OM 17255-A	Speedometer assy-Dull Black background	1	OM,1M	50-51
FAB 17255-E	Speedometer assy-Dull Black background-3 slot edge	1	MA	52-53
	8M-10862 Bezel (speedometer)	1	9M	49
	8L-10880 Glass (speedometer)	1	9M	49
	8M-10895 Gasket (speedometer)-outer-Cork	1	9M	49
	78-13466 Bulb (speedometer head)-2 C.P.-S.C.	2	9M,OM,1M,MA	49-53
	37611-S7 Screw (fillister hd)-No. 8-32 x 1/4"-speedometer to cluster back plate	4	9M,OM,1M,MA	49-53
	41294-S8 Screw (hex head)-No. 8-32 x 3/8"-speedometer to instr. and control housing	4or5	OM,1M,MA	50-53

CHASSIS PARTS CATALOGUE

Speedometer—Continued



TYPE 1



TYPE 2

PM-481

SPEEDOMETER CASING AND SHAFT CHART

YEAR	MODEL	TYPE	CASING AND SHAFT ASSEMBLY			SHAFT ASSEMBLY		
			STANDARD	OVERDRIVE	AUTOMATIC	STANDARD	OVERDRIVE	AUTOMATIC
49	9M	1		8L-17260-A (A) 77-25/32"			8L-17262-A (B) 76-57/64"	
49	9M	2		8L-17260-C (A) 77-25/32"			8L-17262-A (B) 76-57/64"	
49	9M	1	8M-17260-A (A) 70-25/32"			8A-17262-A (B) 69-57/64"		
49	9M	2	8M-17260-B (A) 70-25/32"			8A-17262-A (B) 69-57/64"		
50-51	OM,1M	1		OL-17260-A (A) 72-25/32"	OL-17260-A (A) 72-25/32"		OL-17262-A (B) 71-57/64"	OL-17262-A (B) 71-57/64"
50-51	OM,1M	2	OM-17260-B (A) 65-25/32"			OM-17262-A (B) 64-57/64"		
51	1M	2			OM-17260-B (A) 65-25/32"			OM-17262-A (B) 64-57/64"
50-51	OM,1M	2		*BPA-17260-A (A) 70-25/32"	*BPA-17260-A (A) 70-25/32"		8A-17262-A (B) 69-57/64"	8A-17262-A (B) 69-57/64"
52-53	MA	2	FAA-17260-A (A) 67-25/32"			FAA-17262-A (B) 66-57/64"		
52-53	MA	2		FAA-17260-B (A) 74-25/32"	FAA-17260-B (A) 74-25/32"		FAA-17262-B (B) 73-57/64"	FAA-17262-B (B) 73-57/64"

* Includes LA-17260-A and LA-17298

MERCURY

CHASSIS PARTS CATALOGUE

PART NUMBER	PART NAME	NO. REQD.	MODEL	YEAR
Speedometer—Continued				
B-14586	Clip (speedometer cable to frame)	1	MA except 76	52-53
24324-S8	Bolt (hex-hd)-1/4"-20 x 5/8"-casing and shaft to trans. housing	1	9M,OM,1M,MA	49-53
356640-S2	Clip (speedometer cable to fender apron)	1	9M,OM,1M	49-51
34805-S8	Lockwasher-1/4"-casing and shaft to transmission housing	1	9M,OM,1M,MA	49-53
356115-S32	Nut (speed)-No. 14A-cable clip to front fender	1	9M,OM,1M	49-51
42143-S8	Screw (hex washer hd)-No. 14-10 x 3/4"-cable clip to fender	1	9M,OM,1M	49-51
352961-S	Grommet (speedometer cable assy through dash panel)-7/32" I.D. x 7/8" O.D. x 7/16" thick-Rubber	1	OM,1M	50-51
8M 17275	Gasket (speedometer gear bearing)-use with Type "1" speedometer casing and shaft	1	9M,OM,1M	49-51
FAA 17278-A	Clip (speedometer cable to steering column)	1	MA	52-53
FAA 17282-A	Speedometer assy-less mounting plate	1	MA	52-53
§§8M 17285	Gear (speedometer driving)-7-teeth-1-1/4" wide	1	9M,OM,1M,MA	49-53
§1P 17285-A	Gear (speedometer driving)-7-teeth-1/2" wide	1	OM,1M	50-51
§1P 17285-B	Gear (speedometer driving)-8 teeth-11/16" wide	1	MA	52-53
74142-S	Key (woodruff)-1/2" dia. x 1/8" thick-gear to trans. main shaft	1	9M,OM,1M,MA	49-53
FAA 17289-A	Plate (speedometer mounting)	1	MA	52-53
1A 17289	Seal (speedometer drive gear oil)-use with Type "2" speedometer casing and shaft	1	9M,OM,1M,MA	49-53
8L 17322-B	Gear assy (speedometer driven)-21 teeth-4.10 to 1 rear axle ratio-Standard and Overdrive trans.	1	MA except 79	52-53
8L 17322-B	Gear assy (speedometer driven)-21 teeth-3.54 to 1 rear axle ratio-Merc.O.Matic transmission	1	MA except 76-79	52-53
8M 17322-A	Gear assy (speedometer driven)-20 teeth-3.90 to 1 rear axle ratio-Standard and Overdrive trans.-Steel-optional with 8M-17322-D	1	9M,OM,1M,MA except 79	49-53
8M 17322-B	Gear assy (speedometer driven)-22 teeth-4.27 to 1 rear axle ratio-Standard & Overdrive trans.-Steel-optional with 8M-17322-E	1	9M,OM,1M79,MA79	49-53
8M 17322-C	Gear assy (speedometer driven)-23 teeth-4.55 to 1 rear axle ratio-Standard & Overdrive transmission -Steel	1	9M79,OM79,1M79,MA79	49-53
8M 17322-D	Gear assy (speedometer driven)-20 teeth-3.90 to 1 rear axle ratio Standard & Overdrive transmission -Fibre-optional with 8M-17322-A	1	9M,OM,1M,MA except 79	49-53
8M 17322-D	Gear assy (speedometer driven)-20 teeth-3.54 to 1 rear axle ratio-Merc.O.Matic transmission	1	MA76-79	52-53

§ Used with Merc.O.Matic transmission

§§ Not used with Merc.O.Matic transmission

MERCURY

335

CHASSIS PARTS CATALOGUE

PART NUMBER	CLASS	PART NAME	NO. REQ'D	MODEL	YEAR 19__
-------------	-------	-----------	-----------	-------	--------------

Speedometer—Continued

8M 17322-E		Gear assy (speedometer driven)-22 teeth-4.27 to 1 rear axle ratio-Standard & Overdrive transmission -Fibre-optional with 8M-17322-B	1	9M,OM,1M79,MA79	49-53
OA 17322		Gear assy (speedometer driven)-19 teeth-3.73 to 1 rear axle ratio-Standard and Overdrive trans.	1	MA except 76-79	52
OA 17322		Gear assy (speedometer driven)-19 teeth-3.31 to 1 rear axle ratio-Merc.O.Matic transmission	1	MA	52-53
1M 17322-B		Gear assy (speedometer driven)-18 teeth-3.54 to 1 rear axle ratio-Merc.O.Matic transmission	1	OM79,1M79	50-51
1M 17322-B		Gear assy (speedometer driven)-18 teeth-3.54 to 1 rear axle ratio-Standard & Overdrive transmission	1	MA except 79	52-53
1M 17322-C		Gear assy (speedometer driven)-17 teeth-3.31 to 1 rear axle ratio-Merc.O.Matic transmission	1	OM,1M, except 79	50-51

Rear Window Wiper

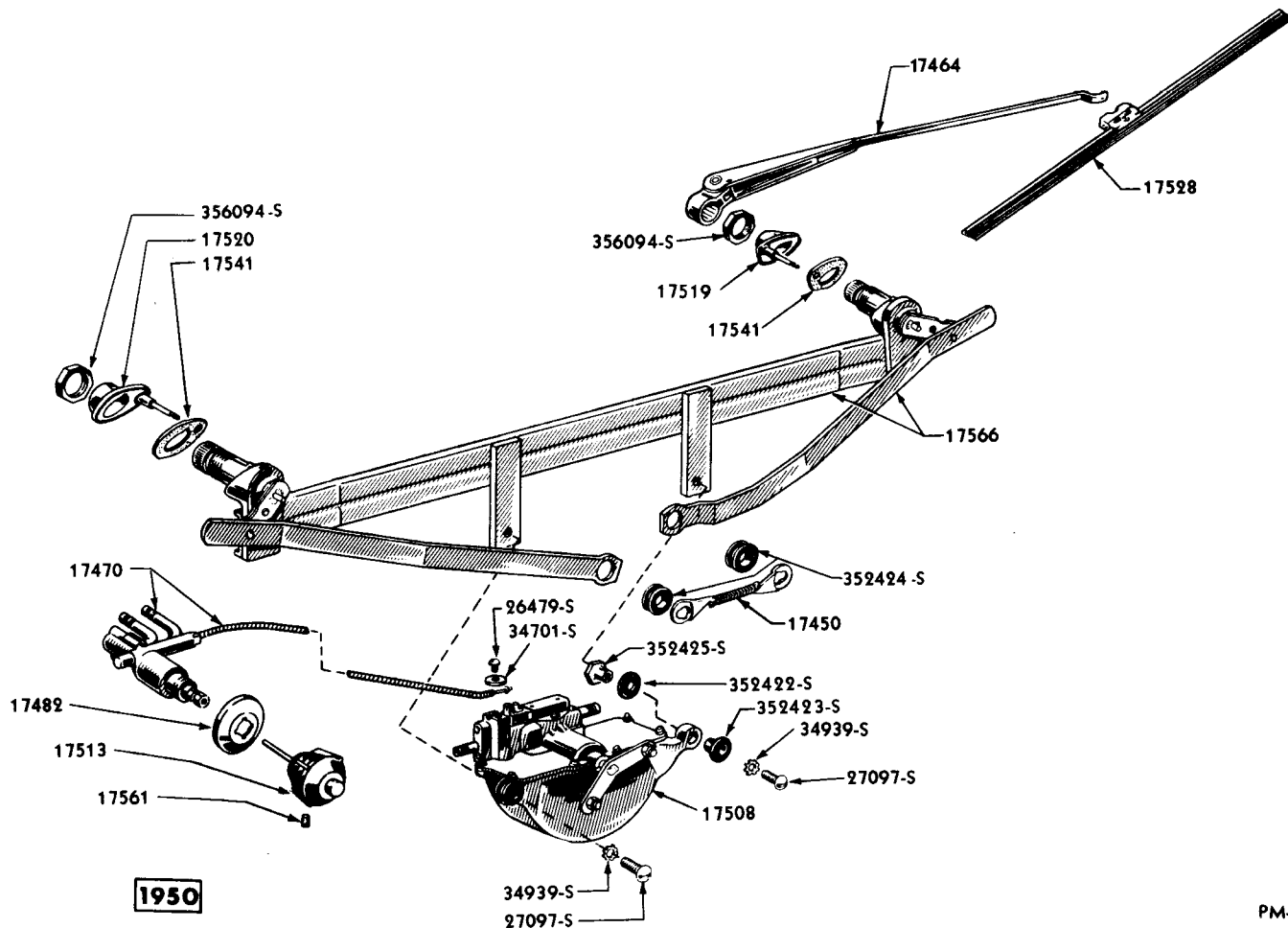
	HAK-18387-A	Kit (rear window wiper installation)	1	OM72-74	50
BD 18387-B		Kit (rear window wiper installation)	1	MA60-70-73	52-53
8M 17402		Blade assy (rear window wiper)-curved glass	1	9M72-74	49
8M 17404		Motor assy (rear window wiper)	1	9M72-74	49
8M 17406		Arm assy (rear window wiper)	1	9M72-74	49
51A 17407		Control assy (rear window wiper)	1	9M72-74	49
		34909-S7 Lockwasher-1/2"	1	9M72-74	49
51A 17408		Knob (rear window wiper control)-Chrome	1	9M72-74	49
8M 17409		Driver assy (rear window wiper)	1	9M72-74	49
8H 17412		Hose (rear window wiper)-200" long x 5/32" I.D. x 21/64" O.D.-Rubber	1	9M72-74	49
8M 17412	NS	Hose (rear window wiper)-195" long x 5/32" I.D. x 21/64" O.D.-Rubber-cut from 8H-17412	1	9M72-74	49
8H 17413		Hose (rear window wiper)-200" long x 7/32" I.D. x 29/64" O.D.-Rubber	1	9M72-74	49
8M 17413-A		Hose (rear window wiper)-40" long x 7/32" I.D. x 29/64" O.D.-Rubber	1	9M72-74	49
8M 17413-B	NS	Hose (rear window wiper)-195" long x 7/32" I.D. x 29/64" O.D.-Rubber-cut from 8H-17413	1	9M72-74	49
8M 17414-A		Spacer (rear window wiper)-inner	1	9M72-74	49
	11C-17489	Tee (rear window wiper)	1	9M72-74	49

Windshield Wiper

8M 17450		Plate and spring assy (w/S wiper)-2-1/4" overall length	1	9M,OM,1M	49-51
BA 17450-A		Plate and spring assy (w/S wiper)-2-5/8" overall length	1	MA	52-53
MAK 17464-A		Kit (universal arm)-consists of the following (1) 51A-17481 Nut (1) 51A-17511-A Driver (1) 0L-17511 Driver (1) 0L-17526 Arm (1) 0L-17531 Clip (1) 51A-17585 Pin	as reqd	9M,OM,1M	49-51

CHASSIS PARTS CATALOGUE

Windshield Wiper—Continued



PM-344

WINDSHIELD WIPER AND RELATED PARTS

Basic numbers only shown on illustration. Order by Part Numbers shown in list of parts.

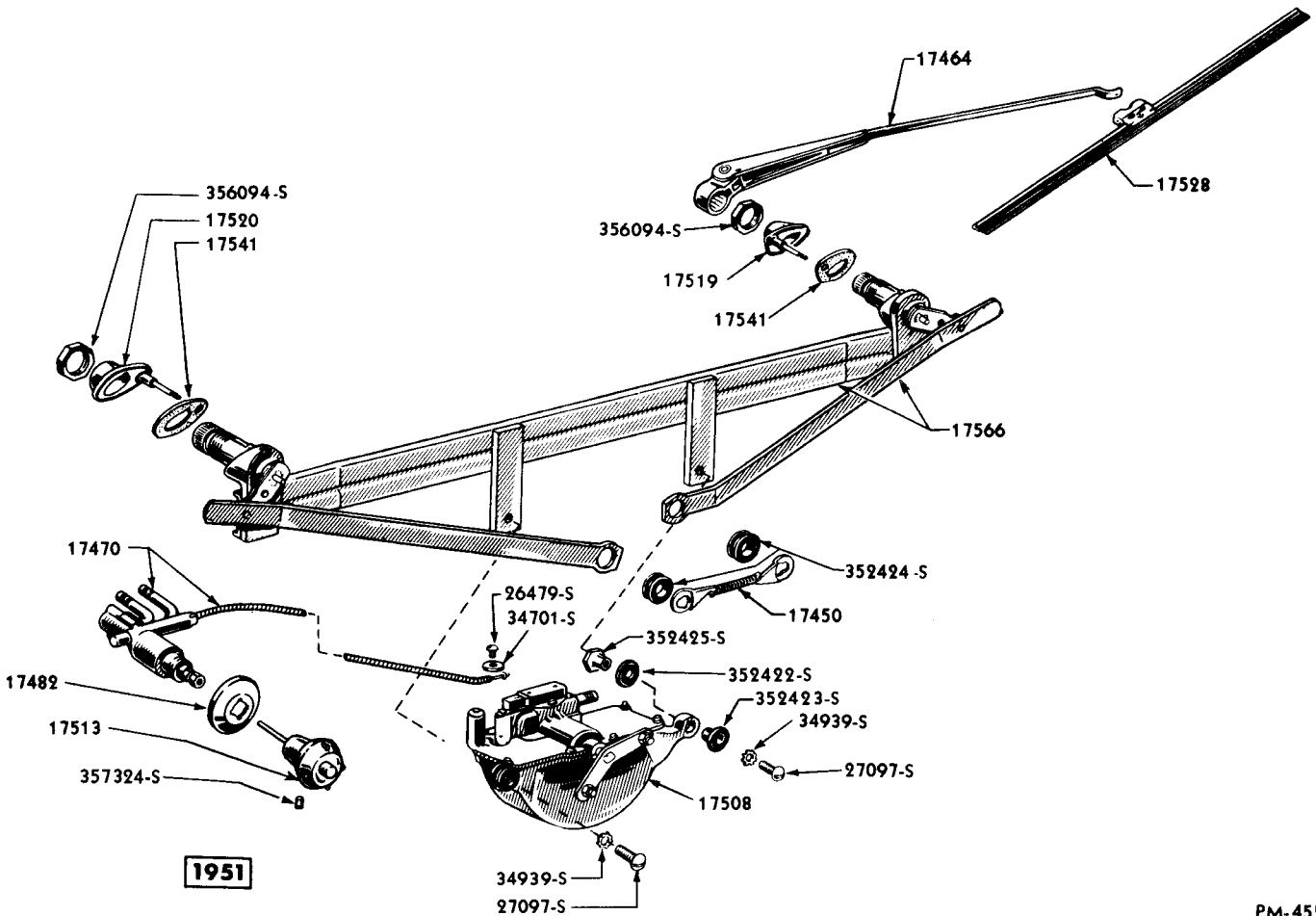
PART NUMBER	QUANTITY	PART NAME	NO. REQ'D	MODEL	YEAR
OM 17482		Bezel (W/S wiper control)	1	OM, 1M	50-51
		FAB-10852-A Bezel (W/S wiper control switch)	1	MA	52-53
11C 17489		Connection (W/S wiper tee)	1	9M72-74	49
BA 17496-A		Bracket (W/S wiper motor mounting)	1	MA	52-53
		42728-S8 Screw & washer (hex-hd)-No. 10-32 x 1/2"-bracket to W/S front reinforcement	3	MA	52-53
8M 17508		Motor assy (W/S Wiper)-5" between mounting hole centers-1-63/64" driver diameter	1	9M, OM	49-50
OM 17508-B		Motor assy (W/S wiper)-5-7/8" between mounting hole centers-2-5/64" driver diameter	1	OM, 1M	50-51

CHASSIS PARTS CATALOGUE

PART NUMBER	PART NAME	NO. REQ'D	MODEL	YEAR 19__
Windshield Wiper—Continued				
BA 17508-B	Motor assy (w/s wiper)-5-7/8" between mounting hole centers-2-43/64" driver diameter	1	MA	52-53
	352423-S Bushing-9/16"-Rubber-motor to arm and shaft	2	9M,OM,1M,MA	49-53
	352425-S Eyelet (hex)-No. 10-32 x 19/64" motor to arm and shaft	2	9M,OM,1M,MA	49-53
	42728-S8 Screw & washer (hex-hd)-No. 10-32 x 1/2"-motor to mounting bracket	2	MA	52-53
	352422-S Washer (flat)-7/32"-Rubber-motor to arm and shaft	2	9M,OM,1M,MA	49-53
	69A-17597 Connector (W/S wiper tube to manifold)-1-23/32" overall length	1	9M,OM,1M,MA	49-53
FAA 17512-A	Nut (W/S wiper control)	1	MA	52-53
8M 17513-B	Knob assy (W/S wiper control)-Chrome	1	9M	49
OM 17513	Knob assy (W/S wiper control)-Black with Chrome ribs	1	OM	50
1M 17513-B	Knob assy (W/S wiper control)-with 2-27/32" button assy and 1-1/8" knob	1	1M	51
FAC 17513-A	Knob assy (W/S wiper control)-with Chrome button and 3 fin Plastic knob	1	MA	52-53
	OM-17561 Screw (W/S wiper control knob)-No. 8-40 x 11/64"	1	OM	50
	357324-S8 Screw (set)-No. 8-36 x 11/64"-knob to wiper knob shaft	1	1M,MA	51-53
8M 17515-A	Spacer (W/S wiper)-outer	2	9M,OM	49-50
8M 17519	Spacer assy (W/S mounting)-outer-R.H.-"82582"	1	OM,1M	50-51
BC 17519-A	Spacer assy (W/S wiper mounting)-outer-R.H.-with 2-5/8" hose connection	1	MA	52-53
8M 17520	Spacer assy (W/S mounting)-outer-L.H.-"82583"	1	OM,1M	50-51
BC 17520-A	Spacer assy (W/S wiper mounting)-outer-L.H.-with 2-5/8" hose connection	1	MA	52-53
OH 17526	Arm assy (W/S wiper)-adjustable-heavy duty type	2	9M,OM,1M,MA	49-53
MAK 17528-C	Kit (W/S wiper blade)-consists of the following (1) OA-17528 Blade (11" long)	as reqd	9M,OM,1M	49-51
MAK 17528-D	Kit (W/S wiper arm and blade display)-consists of the following (4) MAK-17464-A Kit (universal arm) (2) OH-17526 Arm (universal) (6) 8H-17528-B Blade (11" long for curved glass) (6) MAK-17528-E Blade (9" long) (12) MAK-17528-C Blade (11" long) (2) 1H-17593 Insert	as reqd	9M,OM,1M,MA	49-53
MAK 17528-E	Kit (W/S wiper blade)-consists of the following (1) A-17528-D Blade (9" long)	as reqd	9M,OM,1M	49-51
8H 17528-B	Blade assy (W/S wiper)-11"-for curved glass	2	9M,OM,1M,MA	49-53
	1H-17593 Filler assy (W/S wiper blade)	2	9M,OM,1M,MA	49-53
OH 17528	Blade assy (W/S wiper)-9"	2	9M,OM,1M	49-51

CHASSIS PARTS CATALOGUE

Windshield Wiper—Continued



PM-455

WINDSHIELD WIPER AND RELATED PARTS

Basic numbers only shown on illustration. Order by Part Numbers shown in list of parts.

PART NUMBER	QTY	PART NAME	NO. REQ'D	MODEL	YEAR 19__
8EL 17536		Tube assy (vacuum booster to W/S wiper hose)-2-5/8" long x 3/16" I.D. x 1/4" O.D.-Steel	1	9M,OM	49-50
8L 17541		Washer (pivot shaft mounting spacer)-outer-used when W/S washer nozzle is located on cowl	2	9M	49
8M 17541-A		Washer (W/S wiper)-outer-Leather	2	9M	49
8M 17541-B		Washer (pivot shaft mounting spacer)-outer-used when nozzle is part of spacer	4	9M,OM,1M	49-51
BA 17541-A		Gasket (W/S wiper pivot shaft)-outer-Leather	2	MA	52-53
O9A 17543-A	NS	Hose (W/S wiper)-31" long-cut from O6H-17543-C	1	9M,OM,1M	49-51
O6H 17543-C		Hose (W/S wiper)-7/32" I.D. x 7/16" O.D.-Rubber-25 ft. roll	as reqd	9M,OM,1M,MA	49-53
BC 17543-A	NS	Hose (W/S wiper)-30" long-cut from O6H-17543-C	1	MA	52-53
		91A-14602-A Grommet (W/S wiper hose)	1	9M,OM,1M except 79,MA	49-53
APA 17543-D		Hose (W/S wiper)-3/16" I.D. x 50'-length used to make FAA-18668-D & E	as reqd	MA	52-53

MERCURY

CHASSIS PARTS CATALOGUE

PART NUMBER	PART NAME	NO. REQ'D	MODEL	YEAR 19__
Windshield Wiper—Continued				
BC 17549-A	Gasket (W/S wiper pivot shaft)-inner-Felt	2	MA	52-53
8A 17551	Spacer (W/S wiper control)	1	GM	49
OM 17561	Screw (W/S wiper control knob)-No. 8-40 x 11/16"	1	OM	50
51A 17562	Grommet (W/S wiper connecting arm)	2	MA	52-53
8M 17566	Arm & pivot shaft assy (W/S wiper mounting)-used on 1950 model only when car is without radio	1	GM,OM	49-50
OM 17566-A	Arm and pivot shaft assy (W/S wiper mounting)-5" between motor mounting hole centers	1	OM	50
OM 17566-B	Arm and pivot shaft assy (W/S wiper mounting)-5-7/8" between motor mounting hole centers	1	OM,1M	50-51
BA 17566-A	Arm and pivot shaft assy (W/S wiper mounting)-R.H.	1	MA	52-53
BA 17567-A	Arm and pivot shaft assy (W/S wiper mounting)-L.H.	1	MA	52-53
	352424-S Grommet (W/S wiper connecting arm)-11/32" I.D. x 19/32" O.D. x 3/16" thick-Rubber	2	GM,OM,1M	49-51
	34903-S8 Lockwasher (Internal tooth)-No. 10-arm and shaft to motor	2	GM,OM,1M	49-51
	356094-S13 Nut (octagon)-5/8"-24-arm and shaft to cowl top panel	2	GM,OM,1M,MA	49-53
	27097-S7 Screw (rd-hd)-No. 10-32 x 5/8"-arm and shaft to motor	2	GM,OM,1M	49-51

Windshield Washer

	BD-18293-A Kit (automatic W/S washer installation)refer to accessories group for component parts	1	MA	52
5EH 17574	Bracket, jar, cap and injector assy (W/S washer)	1	GM	49
5EH 17580	Hose (W/S washer tee to nozzle)-7/64" I.D. x 15/64" O.D. x 12" long-Rubber	2	GM	49
OH 17580	Hose (W/S washer)-1/8" I.D. x 40" long	1	GM,OM,1M,MA	49-53
8H 17583	Hose (W/S washer)-5/32" I.D. x 3/8" O.D. x 66" long	2	GM	49
OH 17583	Hose (W/S washer)-tee to nozzle-140" long	1	GM,OM,1M	49-51
	8L-18954 Clamp (W/S washer hose)	4	GM,OM,1M	49-51
51A 17587	Tee assy (W/S washer)	1	GM,OM,1M,MA	49-53
1H 17593	Filler assy (W/S wiper blade)	2	GM,OM,1M,MA	49-53
69A 17597	Connector (W/S wiper tube to manifold)-1-23/32" overall length	1	GM,OM,1M,MA	49-53
1H 17615	Fitting (W/S washer)-"T" type-Plastic	1	GM,OM,1M,MA	49-53
8M 17616	Cap and injector assy (W/S washer)-used with 8M-17618 Jar	1	GM,OM,1M,MA	49-53
5EH 17618	Jar (W/S washer)-Square-Glass	1	GM	49
8M 17618	Jar (W/S washer)-Round-Glass-used with 8M-17616 cap and injector assy	1	GM,OM,1M,MA	49-53
OM 17642	Valve assy (W/S washer pump)	1	GM,OM,1M,MA	49-53
8L 17665	Nozzle and pivot mounting spacer (W/S washer)-R.H.	1	GM	49
OM 17664	Pump (W/S washer)	1	GM,OM,1M,MA	49-53
51A 17666	Jet assy (W/S washer)	2	GM,OM,1M,MA	49-53

CHASSIS PARTS CATALOGUE

PART NUMBER	PART NAME	NO. REQ'D	MODEL	YEAR 19__
Rear View Mirror				
	OM-18400-B Kit (rear view mirror installation) -inside-non glare	1	OM	50
	BC-18400-A Kit (rear view mirror installation) inside-non glare-refer to Accessories Group for component parts	1	MA70-73-79	52-53
	BC-18400-B Kit (rear view mirror installation) -inside-non glare-refer to Accessories Group for component parts	1	MA60-76	52-53
	BC-18402-A Kit (rear view mirror installation) -outside-refer to Accessories Group for component parts	1	MA	52-53
BC 17682-A	NS Mirror assy (rear view)-outside-serviced in BC-18402-A Kit	1	MA	52-53
	52721-88 Screw (pan head)-No. 10-12 x 3/8"-mirror to door	2	MA	52-53
BC 17698-E	Bracket (rear view mirror)-inside	1	MA	52-53
8M 17700-BP	Mirror and bracket assy (rear view)-inside-in Prime	1	9M, OM	49-50
BC 17700-A	Mirror assy (rear view)-inside-Chrome	1	MA70-60E-73-79	52-53
BC 17700-B	NS Mirror assy (rear view)-inside-non glare-Chrome- serviced in BC-18400-A Kit	1	MA70-73-79	52-53
BC 17700-C	Mirror assy (rear view)-inside-Chrome	1	MA60B-76	52-53
BC 17700-D	NS Mirror assy (rear view)-inside-non glare-Chrome- serviced in BC-18400-B Kit	1	MA60-76	52-53
	52382-813 Screw (oval head)-No. 8-15 x 1-1/4"-mirror to header	3	MA	52-53
BC 17736-A	Bracket (front bumper license plate mounting)- 1-5/16" extreme width of top side	1	MA	52
BC 17736-A	Bracket (front bumper license plate mounting)- 2-1/16" extreme width of top side	1	MA	53
OH 17737	Stud (rear view mirror attaching)	1	9M, OM, 1M	49-51

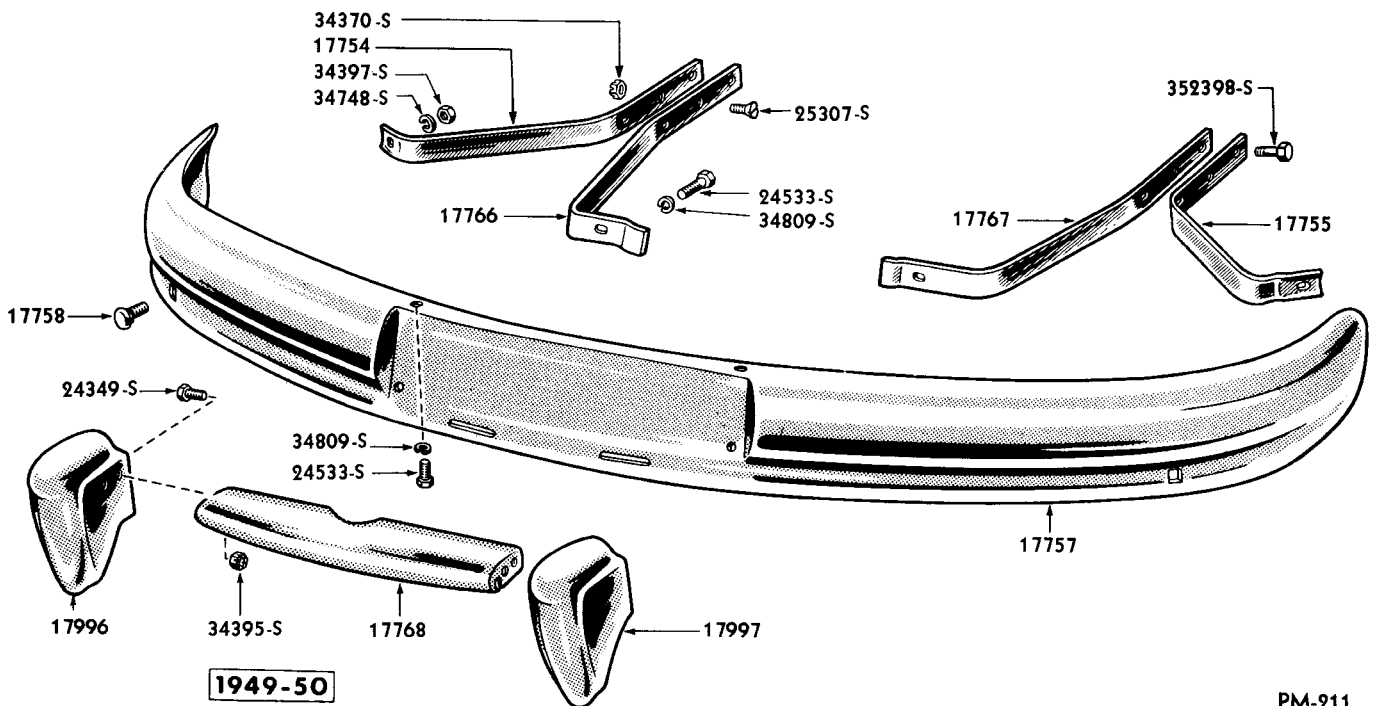
Front Bumpers

8M 17740-A	NS	Seal (front stone deflector to radiator)-20-3/4" long-make from 8M-17740-C	1	9M,OM, except 79	49-50
8M 17740-B	NS	Seal (front stone deflector to radiator)-2-23/32" long-make from 8M-17740-C	1	9M,OM, except 79	49-50
8M 17740-C		Seal (frt. stone deflector to radiator)-26-1/4" long	1	9M,OM,1M	49-51
8M 17744-C		Deflector assy (front bumper stone)	1	9M,OM	49-50
1M 17744		Deflector assy (front bumper stone)	1	1M	51
BC 17744-A		Deflector assy (front bumper stone)	1	MA	52
BG 17744-A		Deflector assy (front bumper stone)	1	MA	53
		24347-S8 Bolt (hex-hd)-5/16"-24 x 3/4"- deflector center to lower air deflector	2	MA	52-53
		24367-S7-8 Bolt (hex-hd)-5/16"-24 x 7/8"- stone deflector to fender and grille openings	14	9M,OM,1M	49-51
		24367-S7-8 Bolt (hex-hd)-5/16"-24 x 7/8"- deflector to fender body	6	1M	51

MERCURY

CHASSIS PARTS CATALOGUE

PART NUMBER	PART NAME	NO. REQ'D	MODEL	YEAR
Front Bumpers—Continued				
24387-S7	Bolt (hex-hd)-5/16"-24 x 1"-deflector to fender	8	MA	52-53
50530-S8	Bolt (pan head)-5/16"-24 x 5/8"-deflector center to lower air deflector	2	MA	52-53
50530-S8	Bolt (pan head)-5/16"-24 x 5/8"-deflector to radiator support	1	MA	52-53
34393-S7	Locknut-5/16"-24-stone defl. to fender and grille opening	26	9M,OM	49-50
34806-S7	Lockwasher-5/16"-deflector to fender and grille panel	14	LM	51
34806-S7	Lockwasher-5/16"-deflector to radiator support	2	MA	52-53
34806-S7	Lockwasher-5/16"-deflector center to lower air deflector	2	MA	52-53
34806-S7	Lockwasher-5/16"-deflector to fender	8	MA	52-53
33798-S8	Nut (hex)-5/16"-24-deflector center to lower air deflector	2	MA	52-53
33798-S8	Nut (hex)-5/16"-24-deflector to fender	8	MA	52-53
33798-S8	Nut (hex)-5/16"-24-deflector to radiator support	2	MA	52-53
33923-S7	Nut (hex)-5/16"-24-deflector to fender and grille panel	14	LM	51



PM-211

FRONT BUMPER AND RELATED PARTS

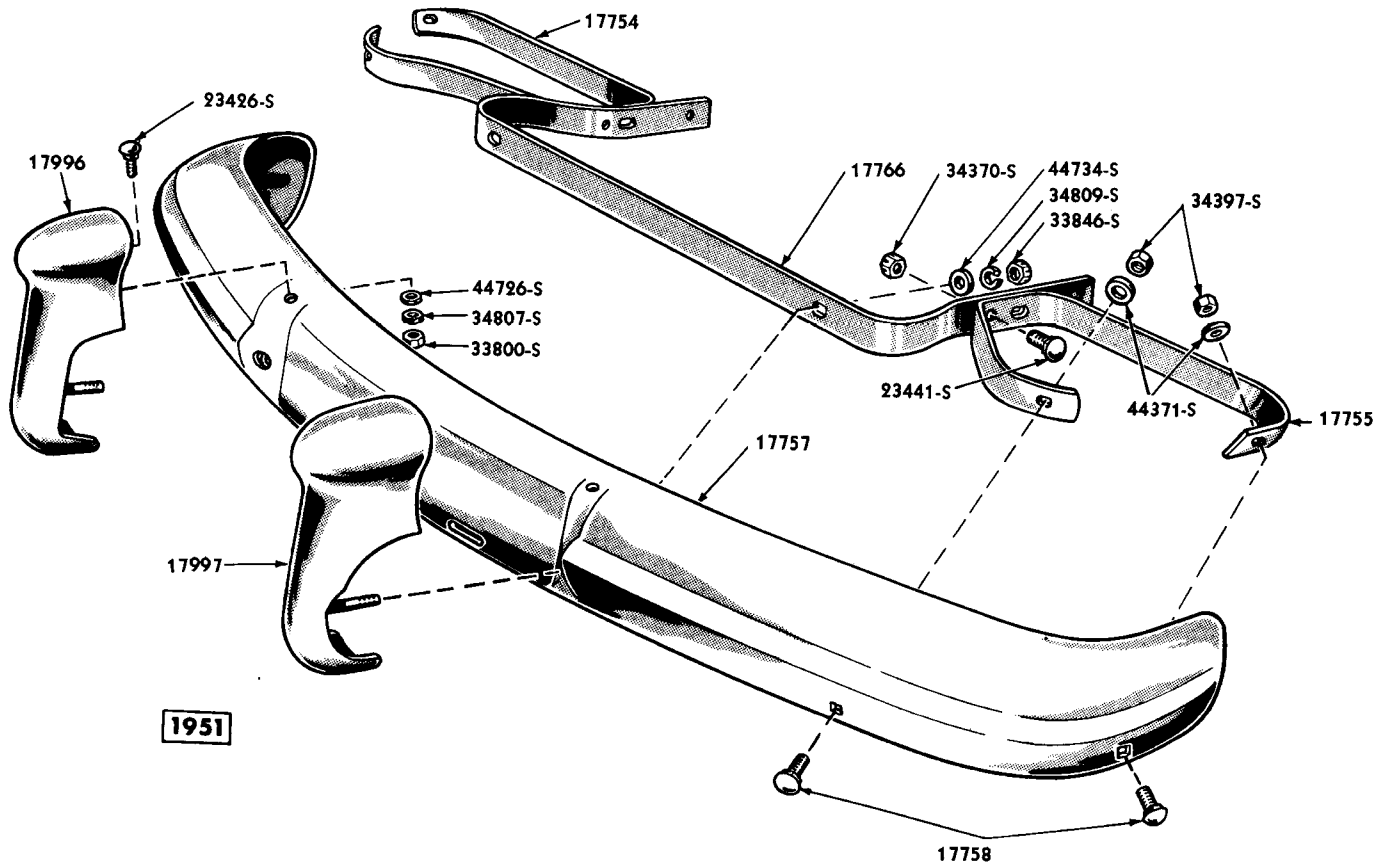
Basic numbers only shown on illustration. Order by Part Numbers shown in list of parts.

CHASSIS PARTS CATALOGUE

PART NUMBER	PART NAME	NO. REQ'D	MODEL	YEAR 19__
Front Bumpers—Continued				
	42007-S7 Screw (hex-hd self tapping)- No. 10-12 x 1/2"-ornamental panel to stone deflector	6	9M,OM	49-50
	44724-S8 Washer (flat)-5/16 x 7/8"- deflector to fender and grille panel	28	1M	51
	44724-S8 Washer (flat)-5/16"-deflector to fender body	6	1M	51
	44724-S8 Washer (flat)-5/16"-deflector to grille panel	8	1M	51
	44724-S8 Washer (flat)-5/16"-deflector center to lower air deflector	2	MA	52-53
	44724-S8 Washer (flat)-5/16"-deflector to fender	16	MA	52-53
1M 17749	Anti-rattler (front bumper stone deflector to bumper arm)-2-1/4" length	2	1M	51
9M 17754	Hanger (front bumper)-outer-RH	1	9M	49
OM 17754	Hanger (front bumper)-outer-RH	1	OM	50
1M 17754-B	Hanger (front bumper)-outer-RH	1	1M	51
BC 17754-A	Hanger (front bumper)-outer-6 holes-use with BC-17802-C only	1	MA	52
BC 17754-B	Hanger (front bumper)-outer-8 holes	1	MA	52-53
9M 17755	Hanger (front bumper)-outer-LH	1	9M	49
OM 17755	Hanger (front bumper)-outer-LH	1	OM	50
1M 17755-B	Hanger (front bumper)-outer-LH	1	1M	51
	24429-S7 Bolt (hex-hd)-3/8"-24 x 1-1/4"- hanger to bumper inner hanger	2	MA	52-53
	352398-S8 Bolt (hex-hd)-5/8"-18 x 2"- hanger to frame	4	9M,OM,1M	49-51
	34370-S8 Locknut (hex)-3/8"-24	2	9M,OM	49-50
	34807-S2 Lockwasher-3/8"- hanger to bumper inner hanger	2	MA	52-53
	34851-S7-8 Lockwasher-5/8"-hanger to frame	4	9M,OM,1M	49-51
	33800-S8 Nut (hex-hd)-3/8"-24-hanger to bumper inner hanger	2	MA	52-53
	34397-S8 Nut (lock)-7/16"-20-hanger to impact bar	4	1M	51
	25307-S8B Screw (flat head)-3/8- 24 x 1-1/8"	2	9M,OM	49-50
	44726-S8 Washer (flat)-3/8"-hanger to bumper inner hanger	2	MA	52-53
	44731-S8 Washer (flat)-7/16"-hanger to impact bar	4	1M	51
OM 17757	Bar (front bumper impact)	1	9M,OM	49-50
1M 17757	Bar assy (front bumper impact)	1	1M	51
	BC-17736-A Bracket (front bumper license plate mounting)-1-5/16" extreme width of top side	1	MA	52

CHASSIS PARTS CATALOGUE

Front Bumpers—Continued



PM-400

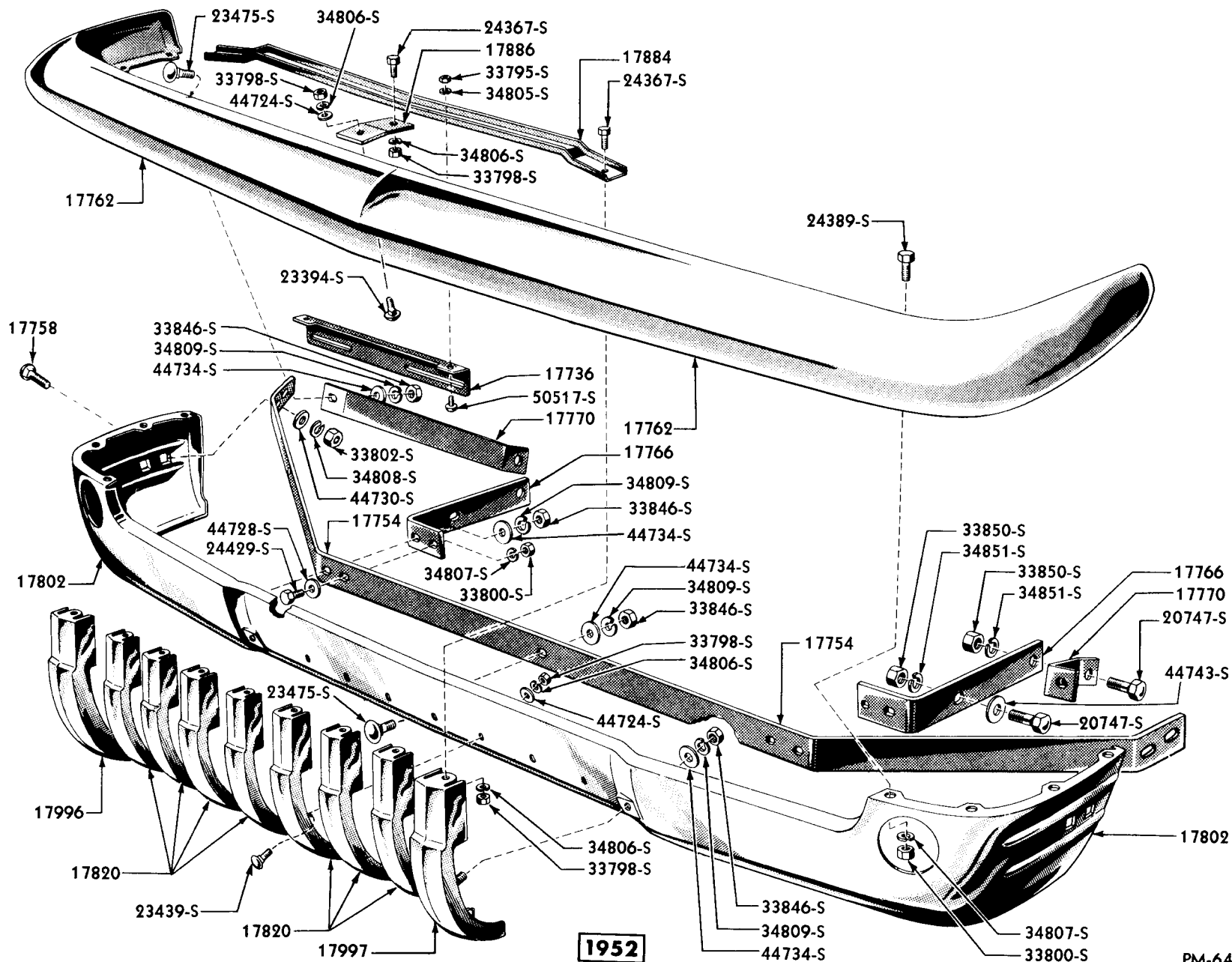
FRONT BUMPER AND RELATED PARTS

Basic numbers only shown on illustration. Order by Part Numbers shown in list of parts.

PART NUMBER	QTY	PART NAME	NO. REQ'D	MODEL	YEAR
BG-17736-A		Bracket (front bumper license plate mounting)-2-7/16" extreme width of top side	1	MA	53
50517-S13		Bolt (pan-hd)-1/4"-20 x 1/2"-brkt. to impact bar	2	MA	52-53
33795-S7		Nut (hex)-1/4"-20-brkt. to impact bar	2	MA	52-53
34805-S7		Lockwasher-1/4"-brkt. to impact bar	2	MA	52-53
BC-17802-C		Bar (front bumper impact)-lower-with clip each end	1	MA	52
BC-17802-D		Bar (front bumper impact)-lower-with 2 square holes each end	1	MA	52
BG-17802-A		Bar (front bumper impact)-lower	1	MA	53
23475-S8		Bolt (carriage)-1/2"-20 x 1-1/2"-bar clip to outer hanger	2	MA	52

CHASSIS PARTS CATALOGUE

PART NUMBER	PART NAME	NO. REQ'D	MODEL	YEAR 19__
Front Bumpers—Continued				
23475-S8	Bolt (carriage)-1/2"-20 x 1-1/2"-bar to outer hanger	2	MA	52
23505-S8	Bolt (rd-hd)-1/2"-20 x 1-3/4"- bar to inner hanger	2	MA	52-53
34808-S8	Lockwasher-7/16"-bar to outer hanger	4	MA	52-53
34809-S8	Lockwasher-1/2"-bar clip to outer hanger	2	MA	52
33802-S8	Nut (hex)-7/16"-20-bar to outer	4	MA	52-53
33846-S8	Nut (hex)-1/2"-20-bar clip to outer hanger	2	MA	52
33846-S8	Nut (hex)-1/2"-20-bar to outer hanger	2	MA	52
44730-S8	Washer (flat)-7/16"-bar to outer hanger	4	MA	52-53
44734-S8	Washer (flat)-1/2"-bar clip to outer hanger	2	MA	52
44734-S8	Washer (flat)-1/2"-bar to outer hanger	2	MA	52
BC-17820-A	Bar (front bumper grille)	7	MA	52
23439-S7	Bolt (carriage)-5/16"-24 x 1- 1/4"-bar to lower impact bar	7	MA	52
34806-S7	Lockwasher-5/16"-bar to lower impact bar	7	MA	52
33798-S8	Nut (hex)-5/16"-24-bar to lower impact bar	7	MA	52
44724-S8	Washer (flat)-5/16"-bar to lower impact bar	7	MA	52
BC-17853-A	Buffer assy (front bumper)	4	MA	53
34823-S2	Lockwasher-No. 10-buffer to stone deflector	8	MA	53
34053-S8	Nut (hex)-No. 10-24-buffer to stone deflector	8	MA	53
BC-17884-A	Support (front bumper grille bar)	1	MA	52
24387-S7	Bolt (hex-hd)-5/16"-24 x 1"- support to impact bar	1	MA	52
24387-S7	Bolt (hex-hd)-5/16"-24 x 1"- support to bumper guard	2	MA	52
24387-S7	Bolt (hex-hd)-5/16"-24 x 1"- support to grille bar	6	MA	52
34806-S7	Lockwasher-5/16"-support to impact bar	1	MA	52
34806-S7	Lockwasher-5/16"-support to bumper guard	2	MA	52
34806-S7	Lockwasher-5/16"-support to grille bar	6	MA	52
33798-S8	Nut (hex)-5/16"-24-support to impact bar	1	MA	52
33798-S8	Nut (hex)-5/16"-24-support to bumper guard	2	MA	52
33798-S8	Nut (hex)-5/16"-24-support to grille bar	6	MA	52



1952

FRONT BUMPER AND RELATED PARTS

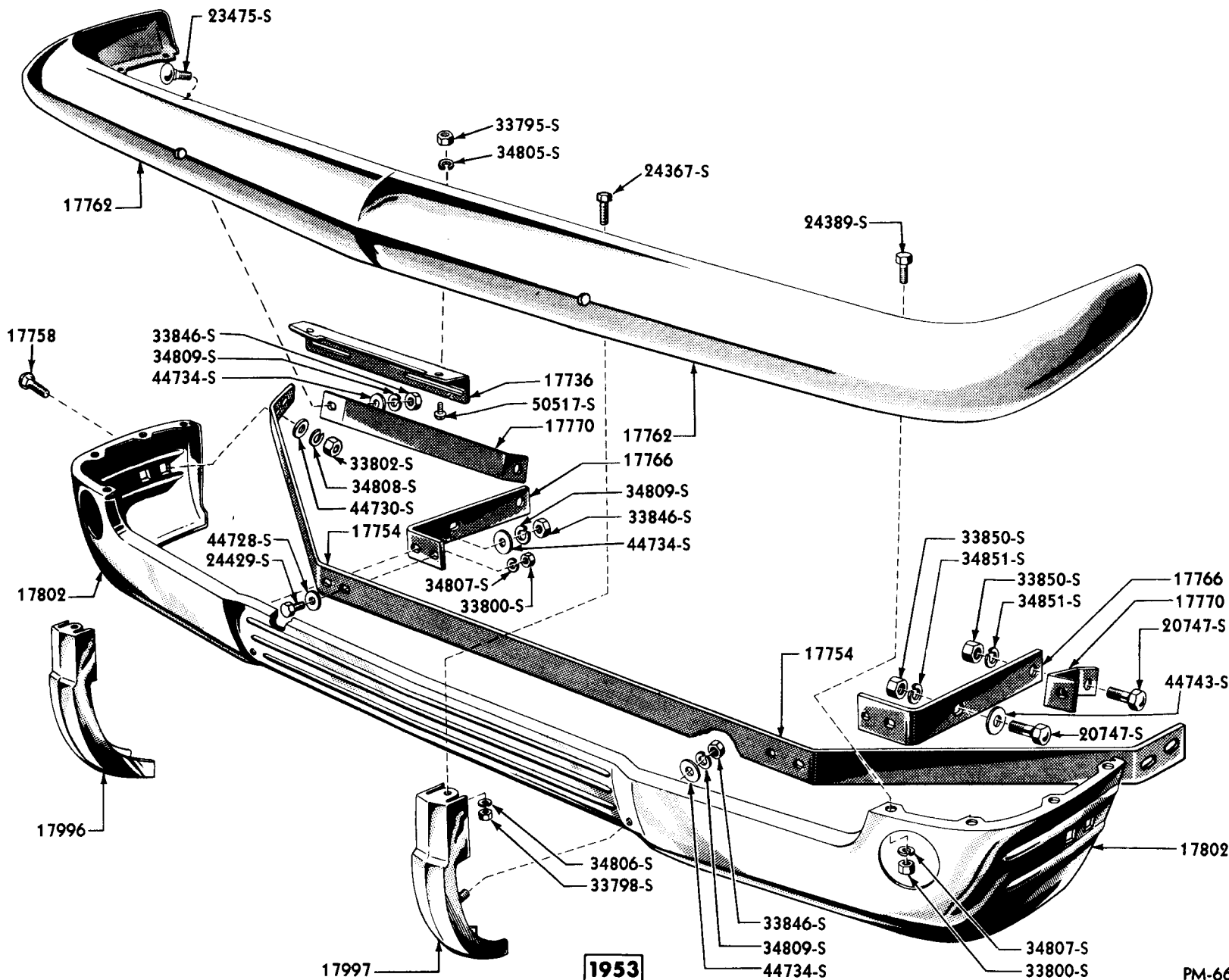
Basic numbers only shown on illustration. Order by Part Numbers shown in list of parts.

PM-648

MERCURY

CHASSIS PARTS CATALOGUE

PART NUMBER	PART NAME	NO. REQ'D	MODEL	YEAR 19__
Front Bumpers—Continued				
8M-17996-A	Guard assy (front bumper)-R.H.	1	9M,OM	49-50
1M-17996-A	Guard assy (front bumper)-R.H.	1	1M	51
BC-17996-A	Guard assy (front bumper)-R.H.	1	MA	52-53
8M-17997-A	Guard assy (front bumper)-L.H.	1	9M,OM	49-50
1M-17997-A	Guard assy (front bumper)-L.H.	1	1M	51
BC-17997-A	Guard assy (front bumper)-L.H.	1	MA	52-53
20559-S2	Bolt (hex-hd)-1/2"-20 x 3-1/4"- guard to front bumper	2	1M	51
23426-S8	Bolt (carriage)-3/8"-24 x 1-1/8"-guard to top impact bar	2	1M	51
23535-S8	Bolt (carriage)-1/2"-20 x 2-1/4"-guard to impact bar	2	MA	52-53
24433-S8	Bolt (hex-hd)-1/2"-20 x 1-1/4"	2	9M,OM	49-50
24473-S7	Bolt (hex-hd)-1/2"-20-1-5/16"- guard to upper rear bumpers	2	9M,OM, except 79	49-50
24473-S7	Bolt (hex-hd)-1/2"-20 x 1-5/16" -guard to upper front bumper	2	9M,OM	49-50
24533-S8B	Bolt (hex-hd)-1/2"-20 x 2-1/8"	2	9M,OM	49-50
34807-S2	Lockwasher-3/8"-guard to top impact bar	2	1M	51
34809-S8	Lockwasher-1/2"-guard to impact bar	2	MA	52-53
33800-S8	Nut (hex)-3/8"-24-guard to top impact bar	2	1M	51
33846-S8	Nut (hex)-1/2"-20-guard to impact bar	2	1M,MA	51-53
44726-S8	Washer (flat)-3/8" x 13/16"- guard to impact bar	2	1M	51
44734-S8	Washer (flat)-1/2"-guard to impact bar	2	1M,MA	51-53
26H 17758	Bolt (front and rear bumper bar to hanger)-1/2"-20 x 1-1/4"-capped	4	1M	51
8A 17758-A	Bolt assy (front bumper bar to arm)-7/16"-20 x 1-1/2"	4	1M	51
8A 17758-B	Bolt assy (front and rear bumper bar to hanger)- 7/16"-20 x 1-1/2"	8	MA	52-53
8M 17758	Bolt assy (front and rear bumper bar to hanger)- 7/16"-20 x 1-3/8"	4	9M,OM,1M79	49-51
34849-S2	Lockwasher-1/2"	4	1M	51
34808-S8	Lockwasher-7/16"	4-8	9M,OM,1M,MA	49-53
33802-S8	Nut (hex)-7/16"-20	4-8	9M,OM,1M,MA	49-53
33846-S2	Nut (hex)-1/2"-20	4	1M	51
44730-S8	Washer (flat)-7/16"	4-8	9M,OM,1M,MA	49-53
EG 17759-A	Spacer (guard to impact bar)-R.H.	1	MA	53
EG 17760-A	Spacer (guard to impact bar)-L.H.	1	MA	53
BC 17762-B	Bar (front bumper impact)-upper	1	MA	52
EG 17762-A	Bar (front bumper impact)-upper	1	MA	53
23394-S13	Bolt (carriage)-5/16"-24 x 7/8" -bar to grille bar support bracket	1	MA	52-53
23475-S8	Bolt (carriage)-1/2"-20 x 1-1/2"-bar to inner hanger	2	MA	52-53



1953

PM-664

FRONT BUMPER AND RELATED PARTS

Basic numbers only shown on illustration. Order by Part Numbers shown in list of parts.

CHASSIS PARTS CATALOGUE

PART NUMBER	PART NAME	NO. REQ'D	MODEL	YEAR 19__
Front Bumpers—Continued				
	24389-S8 Bolt (hex-hd)-3/8"-24 x 1"- bar to lower impact bar	8	MA	52-53
	34806-S7 Lockwasher-5/16"-bar to grille bar support bracket	1	MA	52-53
	34807-S2 Lockwasher-3/8"-bar to lower impact bar	8	MA	52-53
	34809-S7 Lockwasher-1/2"-bar to inner hanger	2	MA	52-53
	33798-S8 Nut (hex)-5/16"-24-bar to grille bar support bracket	1	MA	52-53
	33800-S8 Nut (hex)-3/8"-24-bar to lower impact bar	8	MA	52-53
	33846-S8 Nut (hex)-1/2"-20-bar to inner hanger	2	MA	52-53
	44724-S8 Washer (flat)-5/16"-bar to grille bar support brkt.	1	MA	52-53
OM 17766	Hanger (front bumper)-inner-RH	1	GM,OM	49-50
LM 17766-B	Hanger (front bumper)-inner	1	LM	51
BC 17766-A	Hanger (front bumper)-inner	2	MA	52-53
OM 17767	Hanger (front bumper)-inner-LH	1	GM,OM	49-50
	21074-S8 Bolt (hex-hd)-5/8"-18 x 2-1/8"- hanger to frame	4	MA	52-53
	23441-S7 Bolt (rd-hd)-3/8"-24 x 1-1/4"- hanger to front bumper outer arm	2	LM	51
	24533-S8B Bolt (hex-hd)-1/2"-20 x 2-1/8" hanger to outer hanger	2	GM,OM	49-50
	352398-S8 Bolt (hex-hd)-5/8"-18 x 2"- center hanger to frame	4	LM	51
	353455-S8 Bolt (hex head)-5/8"-18 x 1-9/16"-hanger to frame	2	MA	52-53
	34809-S8 Lockwasher-1/2"-hanger to impact bar	2	GM,OM,LM	49-51
	34851-S7-8 Lockwasher-5/8"-hanger to frame	4	MA	52-53
	33850-S2 Nut (hex)-5/8"-hanger to frame	4	MA	52-53
	34370-S8 Nut (lock)-3/8"-24-center	2	LM	51
	44743-S8 Washer (flat)-5/8"-hanger to frame	4	MA	52-53
OM 17768-A	Guard assy (radiator grille)	1	GM,OM	49-50
	24349-S7 Bolt (hex head)-3/8"-24 x 3/4"	4	GM,OM	49-50
	34395-S7 Locknut (hex)-3/8"-24	4	GM,OM	49-50
BC 17770-A	Hanger (front bumper)-upper	2	MA	52-53
BC 17772-A	Bracket (stone deflector to hood lock support)	1	MA	52-53
	24347-S8 Bolt (hex-hd)-5/16"-24 x 3/4"- bracket to deflector and hood lock support)	2	MA	52-53
	34806-S7 Lockwasher-5/16"-bracket to de- flector and hood lock support	2	MA	52-53
	33798-S8 Nut (hex)-5/16"-24-bracket to deflector and hood lock support	2	MA	52-53
	44724-S8 Washer (flat)-5/16"-bracket to deflector and hood lock support	2	MA	52-53

MERCURY

CHASSIS PARTS CATALOGUE

PART NUMBER	PART NAME	NO. REQ'D	MODEL	YEAR
-------------	-----------	-----------	-------	------

Front Bumpers—Continued

BC-18412-A	Kit (front bumper grille guard installation)-refer to Accessories Group for component parts	1	MA	52
BG-18412-A	Kit (front bumper grille guard installation)-refer to Accessories Group for component parts	1	MA	53
BC-17893-A	Bracket (front bumper grille guard)	2	MA	52
BC 17910-A	Ornament (front bumper grille guard)	2	MA	52
BC-17934-A	Clamp (front bumper grille guard)-R.H.	1	MA	52
BC-17935-A	Clamp (front bumper grille guard)-L.H.	1	MA	52
1M-17938	Guard assy (bumper front grille)-R.H.	1	1M	51
BC 17938-A	Guard assy (front bumper grille)-R.H.	1	MA	52
BG-17938-A	Guard assy (front bumper grille)-R.H.	1	MA	53
1M-17939	Guard assy (bumper front grille)-L.H.	1	1M	51
BC-17939-A	Guard assy (front bumper grille)-L.H.	1	MA	52
BG-17939-A	Guard assy (front bumper grille)-L.H.	1	MA	53
1M-17964	Bar assy (center bumper guard cross)-front	1	1M	51

Rear Bumpers

8M 17787-A	Hanger (rear bumper)-inner-R.H.	1	9M,OM, except 79	49-50
8M 17787-B	Hanger (rear bumper)-inner-R.H.	1	9M79,OM79,1M79	49-51
1M 17787	Hanger (rear bumper)-inner-R.H.	1	1M except 79	51
BC 17787-B	Hanger (rear bumper)-inner	1	MA	52-53
8M 17788-A	Hanger (rear bumper)-inner-L.H.	1	9M,OM, except 79	49-50
8M 17788-B	Hanger (rear bumper)-inner-L.H.	1	9M79,OM79,1M79	49-51
1M 17788	Hanger (rear bumper)-inner-L.H.	1	1M except 79	51
21837-S2	Bolt (hex-hd)-1/2"-20 x 4-1/2"-hanger to bumper	2	1M	51
23426-S8	Bolt (round head carriage)-3/8"-24 x 1-1/8"	2	9M,OM,1M	49-51
24469-S7	Bolt (hex-hd)-3/8"-24 x 1-3/8"-hanger to outer bumper arm	2	1M except 79	51
24527-S8	Bolt (hex-hd)-1/2"-20 x 2"-hanger to bumper bar & guard	2	MA	52-53
34370-S8	Locknut (hex)-3/8"-24	2	9M,OM,1M	49-51
25307-S8B	Screw (flat head)-3/8"-24 x 1-1/8"-hanger to outer bumper arm	2	1M79	51

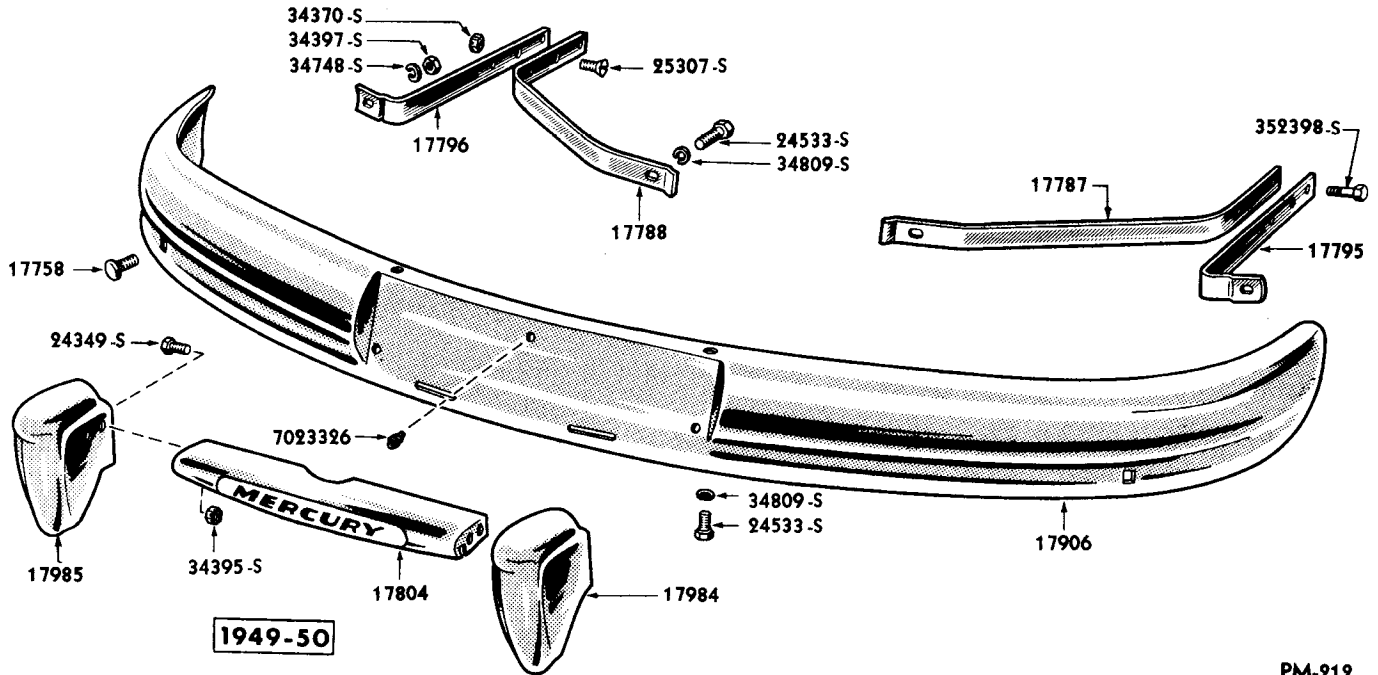
CHASSIS PARTS CATALOGUE

PART NUMBER	CLASS	PART NAME	NO. REQ'D	MODEL	YEAR 19__
Rear Bumpers—Continued					
8M 17795-A		Hanger (rear bumper)-outer-R.H.	1	9M,OM, except 79	49-50
8M 17795-B		Hanger (rear bumper)-outer-R.H.	1	9M79,OM79,1M79	49-51
1M 17795		Hanger (rear bumper)-outer-R.H.	1	1M except 79	51
BC 17795-A		Hanger (rear bumper)-outer-used with BC-17862-A & B	2	MA	52
BC 17795-C		Hanger (rear bumper)-outer-R.H.-used with BC-17906-C & D	1	MA	52-53
8M 17796-A		Hanger (rear bumper)-outer-LH	1	9M,OM, except 79	49-50
8M 17796-B		Hanger (rear bumper)-outer-LH	1	9M79,OM79,1M79	49-51
1M 17796		Hanger (rear bumper)-outer-LH	1	1M except 79	51
BC 17796-C		Hanger (rear bumper)-outer-L.H.-used with BC-17906-C & D	1	MA	52-53
		26H-17758 Bolt (rear bumper bar to hanger)- 1/2"-20 x 1-1/4"-capped	2	1M	51
		8A-17758-B Bolt assy (rear bumper bar to hanger)-7/16"-20 x 1-1/2"	4	MA	52-53
		8M-17758 Bolt assy (rear bumper bar to hanger)-7/16"-20 x 1-3/8"	2	9M,OM,1M79	49-51
		21074-S8 Bolt (hex-hd)-5/8"-18 x 2-1/8" -hanger to frame	4	9M,OM,1M,MA	49-53
		23426-S8 Bolt (rd-hd carriage)-3/8"-24 x 1-1/8"	2	9M79,OM79,1M79	49-51
		50066-S8 Bolt (flat hd)-3/8"-16 x 1-1/4" -hanger to inner hanger	2	MA	52-53
		34370-S8 Locknut (hex)-3/8"-24	8	9M79,OM79,1M79	49-51
		34808-S8 Lockwasher-7/16"-hanger to rear bumper hanger to rear bumper	2or4	9M,OM,1M,MA	49-53
		34849-S2 Lockwasher-1/2"-hanger to bumper	2	1M	51
		34851-S7-8 Lockwasher-5/8"-hanger to frame	4	9M,OM,1M,MA	49-53
		33802-S8 Nut (hex)-7/16"-20-hanger to rear bumper	2or4	9M,OM,1M,MA	49-53
		33846-S2 Nut (hex)-1/2"-20	2	1M	51
		33850-S2 Nut (hex)-5/8"-18-hanger to frame	4	MA	52-53
		34369-S7-8 Nut (hex)-3/8"-16-hanger to inner hanger	2	MA	52-53
		25307-S7 Screw (flat hd)-3/8"-24 x 1-1/8"	1	9M,OM	49-50
		44730-S8 Washer (flat)-7/16"-hanger to rear bumper	2or4	9M,OM,1M,MA	49-53
		44743-S8 Washer (flat)-5/8"-hanger to frame	2	MA	52-53
1M 17801-B		Deflector assy (rear bumper stone)	1	1M except 79	51
		356115-S32 Nut (spring)-No. 14-deflector to fender	2	1M except 79	51
		31498-S8 Screw (hex washer hd)-No. 14- 10 x 5/8"-deflector to fender	2	1M except 79	51
		357206-S34 Screw (hex washer hd)-No. 14- 10 x 1/2"-deflector to quarter panel	2	1M except 79	51
		357206-S34 Screw (hex washer hd)-No. 14-10 x 1/2"-deflector to back panel	9	1M except 79	51
		44719-S8 Washer (flat)-1/4"-deflector to fender	2	1M except 79	51

MERCURY

CHASSIS PARTS CATALOGUE

Rear Bumpers—Continued



PM-212

REAR BUMPER AND RELATED PARTS (EXCEPT STATION WAGON)

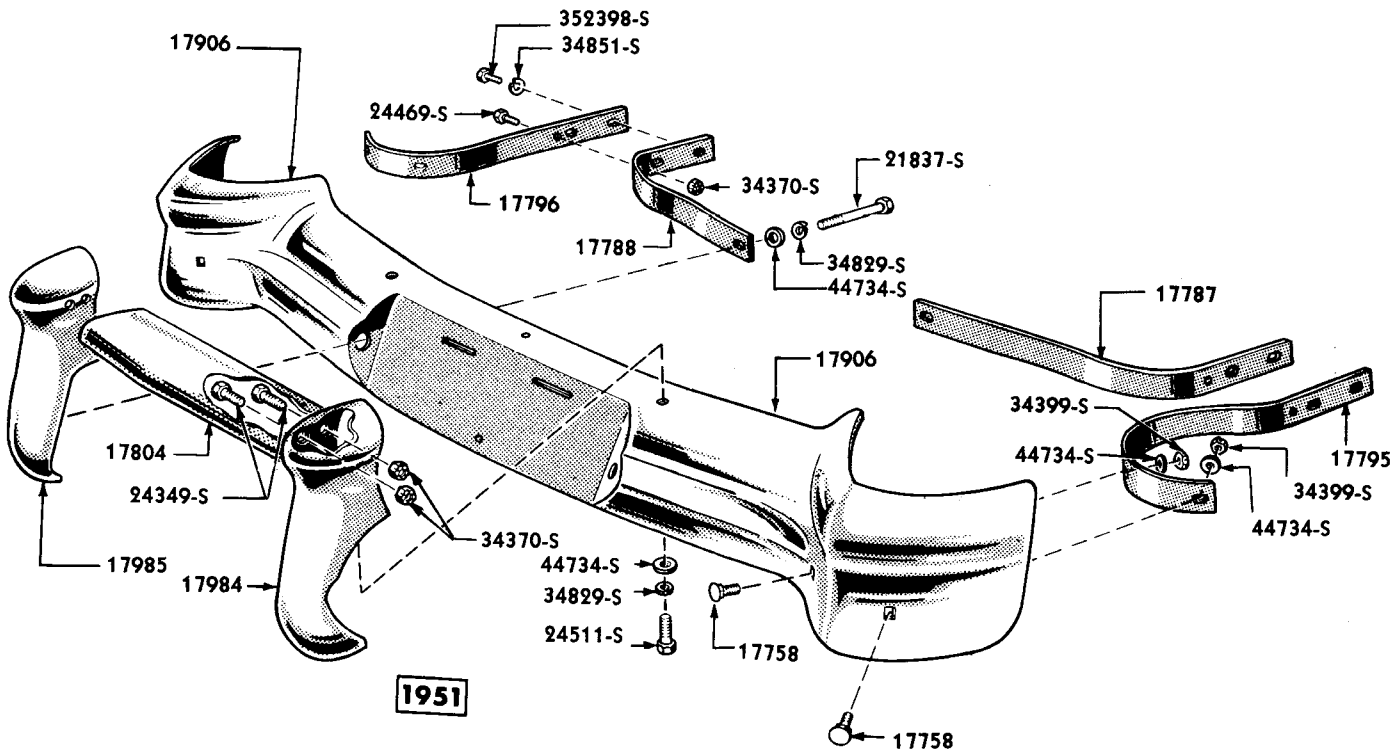
Basic numbers only shown on illustration. Order by Part Numbers shown in list of parts.

PART NUMBER	QUANTITY	PART NAME	NO. REQ'D	MODEL	YEAR 19__
BC 17802-C		Bar (front bumper impact)-lower-with clip at each end	1	MA	52
BC 17802-D		Bar (front bumper impact)-lower-with two square holes at each end	1	MA	52
BG 17802-A		Bar (front bumper impact)-lower	1	MA	53
OM 17804		Guard assy (rear bumper license plate)	1	9M,OM, except 79	49-50
1M 17804		Guard assy (rear bumper license plate)	1	1M except 79	51
		24473-S7 Bolt (hex-hd)-1/2"-20-1-5/16"-guard to upper rear bumper	2	9M,OM, except 79	49-50
		24349-S8 Bolt (hex-hd)-3/8"-24 x 3/4"-guard to rear bumper guard	4	1M except 79	51
		34390-S8 Locknut (hex light thick)-1/4"	4	9M,OM,1M, except 79	49-51
8M 17808-A		Deflector (rear bumper stone)-upper	1	9M,OM, except 79	49-50
		357046-S32 Nut (spring)-No. 14-deflector to rear fender	4	OM except 79	50
		31498-S8 Screw (hex washer head self tapping)-No. 14-10 x 5/8"-upper rear deflector to quarter panel	4	9M,OM, except 79	49-50
		31498-S8 Screw (hex washer head self tapping)-No. 14-10 x 5/8"-upper rear deflector to lower back	5	9M,OM, except 79	49-50
		42143-S8 Screw (hex washer head)-No. 14-10 x 3/4"-upper deflector to rear fender	4	OM except 79	50

CHASSIS PARTS CATALOGUE

PART NUMBER	PART NAME	NO. REQ'D	MODEL	YEAR 19__
Rear Bumpers—Continued				
8M 17808-B	Deflector (rear bumper stone)	1	9M79, 0M79, 1M79	49-51
BC 17808-A	Deflector (rear bumper stone)-lower-support license lamp	1	MA except 79	52-53
BC 17808-B	Deflector (rear bumper stone)-lower-support license lamp	1	MA79	52-53
	24308-S7 Bolt (hex-hd)-1/4"-20 x 1/2"-deflector to floor pan	2	MA except 79	52-53
	24324-S8 Bolt (hex-hd)-1/4"-20 x 5/8"	10	9M79, 0M79, 1M79	49-51
	352168-S Bumper (rear stone deflector to tail gate)-Rubber	2	9M79, 0M79	49-50
	34390-S7 Locknut (hex)-1/4"-20	19	9M79, 0M79, 1M79	49-51
	34804-S8 Lockwasher-No. 12-deflector to stone deflector bracket	5	MA79	52-53
	34805-S8 Lockwasher-1/4"-deflector to floor pan	2	MA except 79	52-53
	34054-S8 Nut (hex)-No. 12-24-deflector to stone deflector bracket	5	MA79	52-53
	42615-S8 Screw (hex washer hd)-No. 12-14 x 5/8"-deflector to rear back panel	2	MA except 79	52-53
	50526-S8 Screw (pan hd)-No. 12-24 x 5/8"-deflector to stone deflector bracket	5	MA79	52-53
	44719-S8 Washer (flat)-No. 14-deflector to stone deflector bracket	5	MA79	52-53
	44720-S8 Washer (flat)-1/4"	16	9M79, 0M79, 1M79	49-51
BC 17820-A	Bar (front bumper grille)	7	MA	52
1M 17832-A	Seal (rear bumper stone deflector)-center-64" long	1	1M except 79	51
1M 17832-B	Seal (rear bumper stone deflector)-center-70" long-cut from 1L-17832-B	1	1M	51
1L 17832-B	Seal (rear bumper stone deflector)-center-80" long	as reqd	1M	51
BC 17832-A	Seal (rear bumper stone deflector)-center-16-1/4" long	1	MA except 79	52-53
BC 17832-B	Seal (rear bumper stone deflector)-51-1/4" length	1	MA79	52-53
	357563-S8 Clip (steel)-seal to stone deflector	6	MA except 79	52-53
FAA 17836-A	Deflector (rear quarter panel to rear lamp)-Rubber	2	MA	52-53
BC 17844-A	Seal (rear bumper stone deflector)-outer-18" long	2	MA	52
BG 17853-A	Buffer assy (front bumper)	4	MA	53
BC 17862-A	Bar assy (rear bumper impact)	1	MA except 79	52
BC 17862-B	Bar assy (rear bumper impact)	1	MA79	52
8M 17864	Bar (rear bumper end impact)-R.H.	1	9M79, 0M79, 1M79	49-51
8M 17865	Bar (rear bumper end impact)-L.H.	1	9M79, 0M79, 1M79	49-51
	34397-S8 Nut (lock hex)-7/16"-20-bar to outer bumper arm	2	9M79, 0M79, 1M79	49-51
	44731-S8 Washer (flat)-7/16"-bar to outer bumper arm	2	9M79, 0M79, 1M79	49-51
BC 17884-A	Support (front bumper grille bar)	1	MA	52

Rear Bumpers—Continued



PM-398

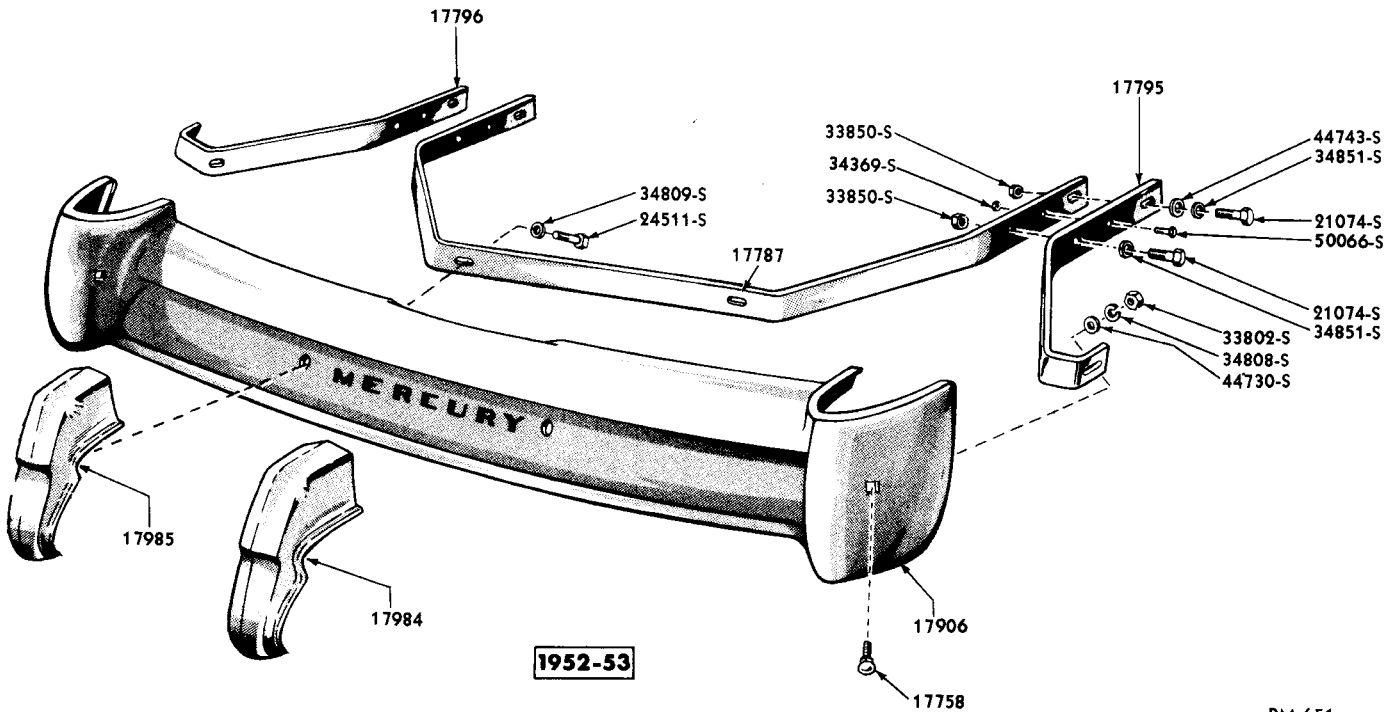
REAR BUMPER AND RELATED PARTS (EXCEPT STATION WAGON)

Basic numbers only shown on illustration. Order by Part Numbers shown in list of parts.

PART NUMBER	QUANTITY	PART NAME	NO. REQ'D	MODEL	YEAR
8M 17888		Deflector (rear bumper stone)-lower	1	9M,OM, except 79	49-50
BC 17888-B		Deflector (rear bumper stone)-upper	1	MA except 79	52-53
		40156-S8 Bolt (hex-hd)-5/16"-18 x 5/8"-deflector to crossmember	5	MA except 79	52-53
		356115-S32 Nut (spring)-No. 14A-deflector to rear fender	4	9M,OM, except 79	49-50
		41178-S8 Screw (hex-hd)-No. 10-24 x 1/2"-deflector to quarter panel	2	MA except 79	52-53
		42143-S8 Screw (hex washer head)-No. 14-10 x 3/4"-lower deflector to rear fender	4	9M,OM, except 79	49-50
		44724-S8 Washer (flat)-5/16"-deflector to cross member	5	MA except 79	52-53
BC 17890-A		Support (front stone deflector to radiator splash shield)	1	MA	52-53
BC 17893-A		Bracket (front bumper grille guard)	2	MA	52

CHASSIS PARTS CATALOGUE

Rear Bumpers—Continued



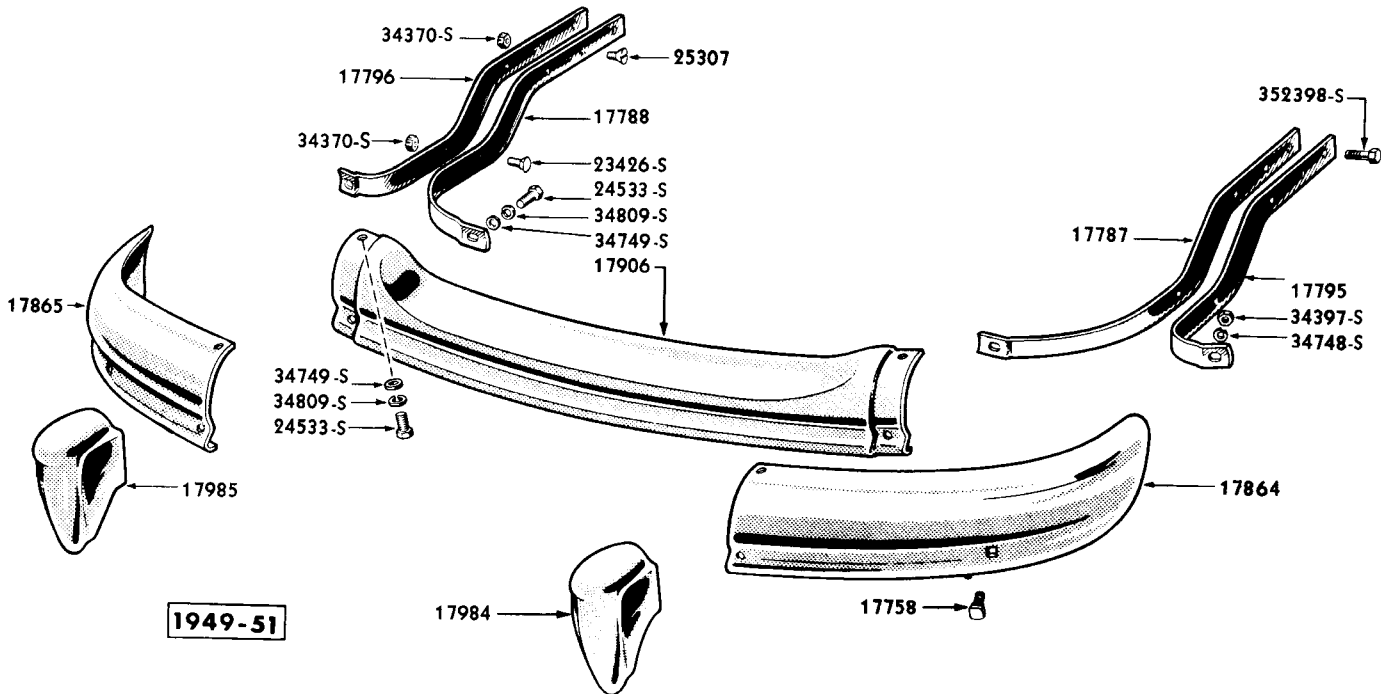
PM-651

REAR BUMPER AND RELATED PARTS (EXCEPT STATION WAGON)

Basic numbers only shown on illustration. Order by Part Numbers shown in list of parts.

PART NUMBER	CLASS	PART NAME	NO. REQ'D	MODEL	YEAR 19__
8M 17906-A		Bar (rear bumper impact)	1	9M, 0M, except 79	49-50
8M 17906-B		Bar (rear bumper impact)-center	1	9M79, 0M79, 1M79	49-50
1M 17906		Bar (rear bumper impact)	1	1M except 79	51
BC 17906-C		Bar (rear bumper impact)	1	MA except 79	52-53
BC 17906-D		Bar (rear bumper impact)	1	MA79	52-53
		24511-S7 Bolt (hex-hd)-1/2"-20 x 1-3/4"-bar to rear bumper guard	2	1M except 79	51
		24533-S7 Bolt (hex-hd)-1/2"-20 x 2-1/8"-center impact bar to end impact bar-hanger to impact bar	2	9M, 0M	49-50
		357814-S Bumper (Rubber)-bar to license plate	1	1M except 79	51
		34809-S8 Lockwasher-1/2"-bar to bumper guard	4	9M, 0M, 1M	49-51
		34829-S2 Lockwasher-1/2"-bar to rear bumper guard	4	1M except 79	51
		34399-S8 Nut (lock)-1/2"-20-bar to rear bumper outer arm	4	1M except 79	51
		44734-S8 Washer (flat)-1/2"-bar to bumper guard	2	9M, 0M, 1M	49-51

Rear Bumpers—Continued



PM-213

STATION WAGON REAR BUMPER AND RELATED PARTS

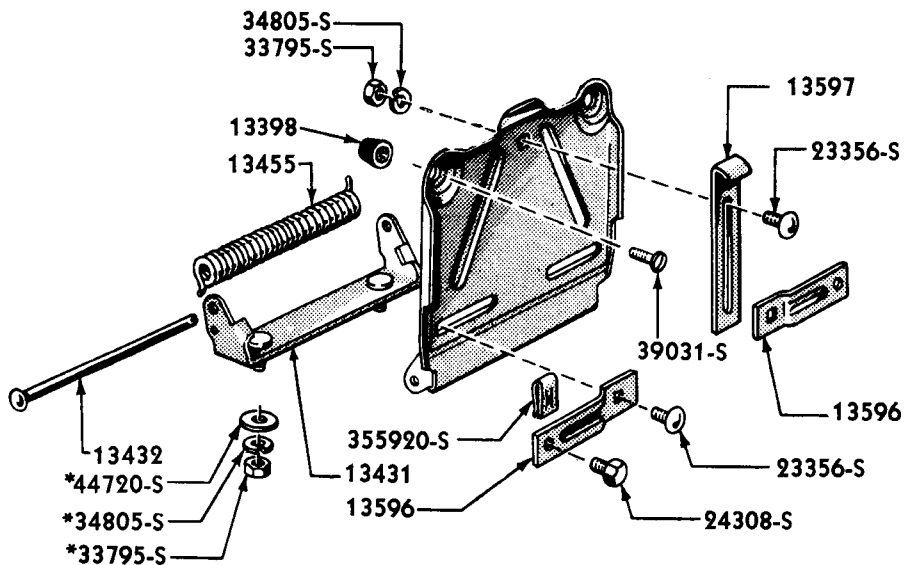
Basic numbers only shown on illustration. Order by Part Numbers shown in list of parts.

PART NUMBER	QUANTITY	PART NAME	NO. REQ'D	MODEL	YEAR
BC 17910-A		Ornament (front bumper grille guard)	2	MA	52
BC 17934-A		Clamp (front bumper grille guard)-R.H.	1	MA	52
BC 17935-A		Clamp (front bumper grille guard)-L.H.	1	MA	52
1M 17938		Guard assy (bumper front grille)-R.H.	1	1M	51
BC 17938-A		Guard assy (front bumper grille)-R.H.	1	MA	52
BG 17938-A		Guard assy (front bumper grille)-R.H.	1	MA	53
1M 17939		Guard assy (bumper front grille)-L.H.	1	1M	51
BC 17939-A		Guard assy (front bumper grille)-L.H.	1	MA	52
BG 17939-A		Guard assy (front bumper grille)-L.H.	1	MA	53
5EH 17940		Tire inflator and fire extinguisher assy	1	9M, OM	49-50
1M 17964		Bar assy (center bumper guard cross)-front	1	1M	51
8M 17984-A		Guard assy (rear bumper)-R.H.	1	9M, OM, except 79	49-50
8M 17984-B		Guard assy (rear bumper)-R.H.	1	9M79, OM79, 1M79	49-51
1M 17984		Guard assy (rear bumper)-R.H.	1	1M except 79	51
BC 17984-A		Guard assy (rear bumper)-R.H.	1	MA	52-53

CHASSIS PARTS CATALOGUE

PART NUMBER	PART NAME	NO. REQ'D	MODEL	YEAR
Rear Bumpers—Continued				
8M 17985-A	Guard assy (rear bumper)-L.H.	1	9M,OM, except 79	49-50
8M 17985-B	Guard assy (rear bumper)-L.H.	1	9M79,OM79,1M79	49-51
1M 17985	Guard assy (rear bumper)-L.H.	1	1M except 79	51
BC 17985-A	Guard assy (rear bumper)-L.H.	1	MA	52-53
	23426-S8 Bolt (carriage)-3/8"-24-1-1/8"	2	9M79,OM79	49-50
	24349-S7 Bolt (hex-hd)-3/8"-24 x 3/4"	4	9M79,OM79	49-50
	24533-S8B Bolt (hex-hd)-1/2"-20 x 2-1/8"-guard to impact bar	4	9M,OM,1M	49-51
	34395-S7 Locknut (hex)-3/8"-24	4	9M79,OM79	49-50
	34809-S8 Lockwasher-1/2"	4	9M,OM	49-50
	34399-S8 Nut (lock)-1/2"-20-guard to rear bumper inner arm	2	1M except 79	51
	44734-S8 Washer (flat)-1/2"	4	9M79,OM79,1M except 79	49-51
8M 17996-A	Guard assy (front bumper)-R.H.	1	9M,OM	49-50
1M 17996-A	Guard assy (front bumper)-R.H.	1	1M	51
BC 17996-A	Guard assy (front bumper)-R.H.	1	MA	52-53
8M 17997-A	Guard assy (front bumper)-L.H.	1	9M,OM	49-50
1M 17997-A	Guard assy (front bumper)-L.H.	1	1M	51
BC 17997-A	Guard assy (front bumper)-L.H.	1	MA	52-53

Rear License Plate Support



*NOT PART OF 13419 ASSY

PM-608

REAR LICENSE PLATE SUPPORT

Basic numbers only shown on illustration. Order by Part Numbers shown in list of parts.

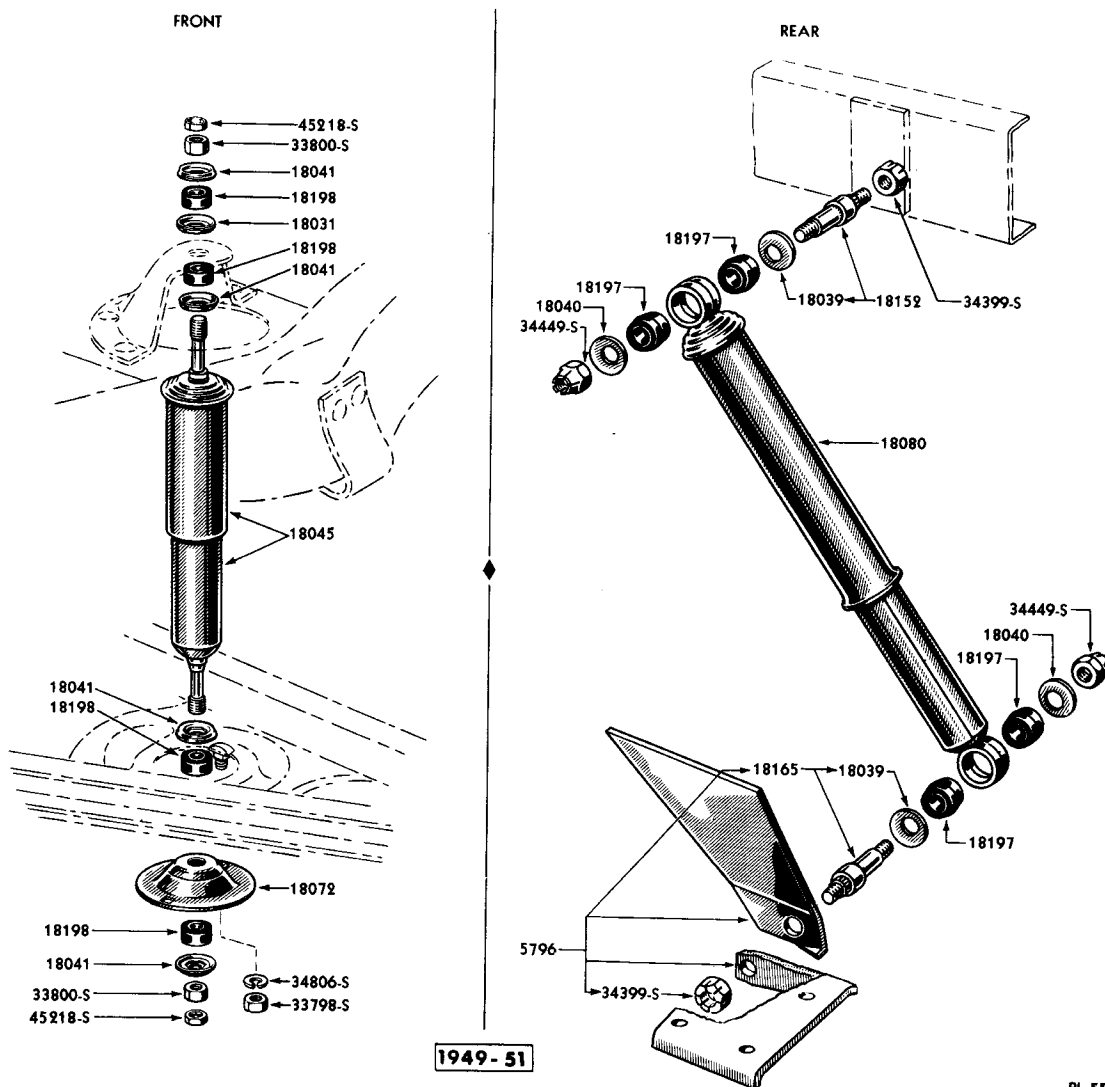
MERCURY

CHASSIS PARTS CATALOGUE

PART NUMBER	PART NAME	NO. REQ'D	MODEL	YEAR 19__
Rear License Plate Support—Continued				
BA-13398-A	Bumper assy (rear license plate support)-alternate with BA-13398-B	2	MA except 79	52-53
39031-S8	Screw (pan hd)-No. 8-32 x 3/8"-bumper to support	2	MA except 79	52-53
BA-13398-B	Bumper assy (rear license plate support)-alternate with BA-13398-A	2	MA except 79	52-53
34938-S8	Lockwasher-No. 8-bumper to support	2	MA except 79	52-53
34052-S8	Nut (hex)-No. 8-32-bumper to support	2	MA except 79	52-53
BC-13419-C	Support assy (rear license plate)	1	MA except 79	52-53
24308-S7	Bolt (hex-hd)-1/4"-20 x 1/2"-license plate to support	2	MA except 79	52-53
355920-S32	Nut (spring)-1/4"-20-license plate to support	2	MA except 79	52-53
44720-S8	Washer (flat)-1/4"-license plate to support	2	MA except 79	52-53
BC-13431-B	Hinge assy (rear license plate support)	1	MA except 79	52-53
33795-S7	Nut (hex)-1/4"-20-hinge to floor pan	2	MA except 79	52-53
34805-S8	Lockwasher-1/4"-hinge to floor pan	2	MA except 79	52-53
44720-S8	Washer (flat)-1/4"-hinge to floor pan	2	MA except 79	52-53
BA-13432-B	Pin (rear license plate support hinge)	1	MA except 79	52-53
BA-13455-A	Spring (rear license plate support)	1	MA except 79	52-53
BA-13596-A	Bracket (rear license plate)-side	2	MA except 79	52-53
23356-S7	Bolt (rd-hd)-1/4"-20 x 9/16"-bracket to license plate support	2	MA except 79	52-53
33795-S7	Nut (hex)-1/4"-20-bracket to license plate support	2	MA except 79	52-53
34805-S8	Lockwasher-1/4"-bracket to license plate support	2	MA except 79	52-53
BA-13597-A	Bracket (rear license plate)-top	1	MA except 79	52-53
23356-S7	Bolt (rd-hd)-1/4"-20 x 9/16"-bracket to license plate support	1	MA except 79	52-53
33795-S7	Nut (hex)-1/4"-20-bracket to license plate support	1	MA except 79	52-53
34805-S8	Washer (spring lock)-1/4"-brkt. to license plate support	1	MA except 79	52-53

CHASSIS PARTS CATALOGUE

Shock Absorber



SHOCK ABSORBERS AND RELATED PARTS

Basic numbers only shown on illustration. Order by Part Numbers shown in list of parts.

PART NUMBER	CLASS	PART NAME	NO. REQ'D	MODEL	YEAR
	NS	8L-19541-A Fluid (shock absorber)-pt.-replaced by 8L-19541-C	as reqd	GM,OM,LM,MA	49-53
		8L-19541-B Fluid (shock absorber)-gal.	as reqd	GM,OM,LM,MA	49-53
		8L-19541-C Fluid (shock absorber)-case of (12) pint cans	as reqd	GM,OM,LM,MA	49-53
8M 18031		Seat (front shock absorber insulator)-1-3/16" O.D. x 5/8" I.D. x 7/32" height-alternate with OA-18031-A	4	GM,OM,LM,MA	49-53
8M 18031		Seat (rear shock absorber insulator)-1-3/16" O.D. x 5/8" I.D. x 7/32" height-alternate with OA-18031-A	4	MA	52-53
OA 18031-A		Seat (front shock absorber insulator)-1-3/16" O.D. x 5/8" I.D. x 9/32" height-alternate with 8M-18031	4	MA	52-53
OA 18031-A		Seat (rear shock absorber insulator)-1-3/16" O.D. x 5/8" I.D. x 9/32" height-alternate with 8M-18031	4	MA	52-53

MERCURY

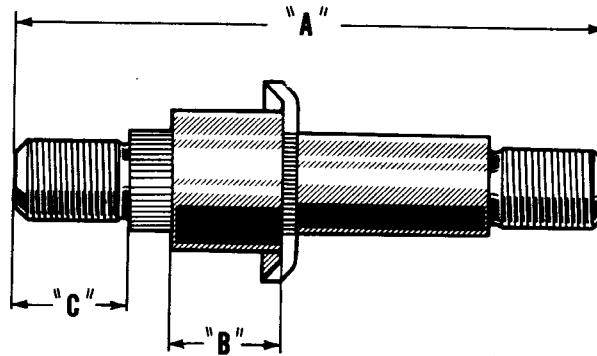
CHASSIS PARTS CATALOGUE

PART NUMBER	PART NAME	NO. REQ'D	MODEL	YEAR 19__
Shock Absorber—Continued				
8M 18039	Washer (front shock absorber insulator)-1-1/4" O.D. x 1/2" I.D.-inner	4	9M,OM,1M,MA	49-53
8M 18039	Washer (rear shock absorber insulator)-inner-1-1/4" O.D. x 1/2" I.D.	4	MA	52-53
51A 18040	Washer (shock absorber)-1-1/4" O.D. x 33/64" I.D.-outer	4	9M,OM,1M	49-51
8M 18041	Washer (front shock absorber insulator)-outer-1-1/4" O.D. x 13/32" I.D.	4	9M,OM,1M,MA	49-53
8M 18041	Washer (rear shock absorber insulator)-outer-1-1/4" O.D. x 13/32" I.D.	4	9M,OM,1M,MA	49-53
8M 18045-A1	Shock absorber assy (front)-Gabriel-optional with 8M-18045-A2 in pairs	2	9M,OM,1M, except 79	49-51
8M 18045-A2	Shock absorber assy (front)-Monroe-optional with 8M-18045-A1 in pairs	2	9M,OM,1M, except 79	49-51
8M 18045-C1	Shock absorber assy (front)-Garbiel-optional with 8M-18045-C2 in pairs	2	9M79,OM79,1M79	49-51
8M 18045-C2	Shock absorber assy (front)-Monroe-optional with 8M-18045-C1 in pairs	2	9M79,OM79,1M79	49-51
8L 18045-C	Shock absorber assy (front)-heavy duty type	2	9M,OM,1M	49-51
MA 18045-B	Shock absorber assy (front)	2	MA except 79	52-53
MA 18045-D	Shock absorber assy (front)	2	MA79	52-53
MA 18045-G	Shock absorber assy (front)-heavy duty type	2	MA except 79	52-53
MA 18045-H	Shock absorber assy (front)-heavy duty type	2	MA79	52-53
	24429-S2 Bolt (hex-hd)-3/8"-24 x 1-1/4"	2	9M,OM,1M	49-51
	45218-S8 Nut (hex lock)-3/8"-24-shock absorber to mounting plate	2	9M,OM,1M,MA	49-53
	45218-S8 Nut (hex lock)-3/8"-24-shock absorber to frame	2	9M,OM,1M,MA	49-53
	33800-S8 Nut (hex)-3/8"-24-shock absorber to mounting plate	2	9M,OM,1M,MA	49-53
	33800-S8 Nut (hex)-3/8"-24-shock absorber to frame	2	9M,OM,1M,MA	49-53
8M 18072-A	Plate (front shock absorber mounting)-circular-3/4" height	2	9M,OM,1M	49-51
8M 18072-B	Plate (front shock absorber mounting)-circular-3/16" height-heavy duty shock absorber	2	9M,OM,1M	49-51
8A 18072	Plate (front shock absorber mounting)-oblong-3/4" height	2	MA	52-53
	24347-S8 Bolt (hex head)-5/16"-24 x 3/4" -plate to front suspension	4	MA	52-53
	33798-S8 Nut (hex)-5/16"-24-plate to front suspension	4	9M,OM,1M,MA	49-53
	34906-S8 Lockwasher-5/16"-plate to front suspension	4	9M,OM,1M,MA	49-53
8L 18080	Shock absorber assy (rear)-Monroe-heavy duty type	2	9M,OM,1M	49-50
8M 18080-A	Shock absorber assy (rear)-Gabriel	2	9M,OM,1M, except 79	49-51
8M 18080-C	Shock absorber assy (rear)-Gabriel	2	9M79,OM79,1M79	49-51
MA 18080-B	Shock absorber assy (rear)	2	MA except 79	52-53
MA 18080-D	Shock absorber assy (rear)	2	MA79	52-53
MA 18080-G	Shock absorber assy (rear)-heavy duty type	2	MA except 79	52-53
MA 18080-H	Shock absorber assy (rear)-heavy duty type	2	MA79	52-53

MERCURY

CHASSIS PARTS CATALOGUE

PART NUMBER	PART NAME	NO. REQ'D	MODEL	YEAR 19__
Shock Absorber—Continued				
AB-18178-A	Bracket (rear shock absorber)	2	MA79	52-53
24348-S8	Bolt (hex-hd)-3/8"-16 x 3/4"- bracket to crossmember	4	MA79	52-53
357629-S7	Lockwasher-3/8"-bracket to crossmember	4	MA79	52-53
33800-S8	Nut (hex)-3/8"-24-shock absorber to crossmember	2	9M, OM, 1M, MA	49-53
33800-S8	Nut (hex)-3/8"-24-shock absorber to spring plate	2	MA	52-53
34449-S7-8	Nut (hex huglock)-1/2"-20- absorber to stud	4	9M, OM, 1M	49-51
45218-S8	Nut (hex lock)-3/8"-24-shock absorber to crossmember	2	MA	52-53
45218-S8	Nut (hex lock)-3/8"-24-shock absorber to spring plate	2	MA	52-53



PL-297

REAR SHOCK ABSORBER STUD CHART

PART NUMBER	A	B	C	LOCATION	NO. REQ'D	USED WITH SHOCK ABSORBER	MODEL	YEAR 19__
8M-18152	3-29/64"	47/64"	63/64"	Upper	2	8L-18080	9M, OM, 1M	49-51
8M-18165-A	3-33/64"	31/64"	23/32"	Upper	2	8M-18080-A	9M, OM, 1M	49-51
8M-18165-A	3-33/64"	31/64"	23/32"	Lower	2	8M-18080-A	9M, OM, 1M	49-51
8M-18165-A	3-33/64"	31/64"	23/32"	Upper	2	8M-18080-C	9M, OM, 1M	49-51
8M-18165-A	3-33/64"	31/64"	23/32"	Lower	2	8M-18080-C	9M, OM, 1M	49-51
8M-18165-B	3-3/4"	35/64"	23/32"	Lower	2	8L-18080	9M, OM	49-50

PART NUMBER	PART NAME	NO. REQ'D	MODEL	YEAR 19__
51A-18197	Bushing (shock insulator)-Rubber	8	9M, OM, 1M	49-51
HAK 18197-A	Kit (rear shock absorber bushing)-consists of the following (2) 8M-18039 Washer (2) 51A-18040 Washer (4) 51A-18197 Bushing	1	9M, OM, 1M	49-51
8M-18198	Insulator (front shock absorber)	8	9M, OM, 1M, MA	49-53
8M-18198	Insulator (rear shock absorber)	8	MA	52-53
HAK 18198-A	Kit (front shock absorber bushing)-consists of the following (2) 8M-18031 Seat (4) 8M-18041 Washer (4) 8M-18198 Insulator (2) 45218-S8 Locknut	1	9M, OM, 1M, MA	49-53

CHASSIS PARTS CATALOGUE

PART NUMBER	PART NAME	NO. REQ'D	MODEL	YEAR 19__
Numerical List of 18,000 Miscellaneous Accessories				
FAA 18148-B	Spotlight assy (utility hand)	1	MA	52-53
FAB 18151-B	Kit (spotlight installation)-6-3/16" O.D. lamp	1	MA	52-53
FAB 18151-C	Kit (spotlight installation)-5-1/8" O.D. lamp	1	MA	52-53
8M 18152	Stud assy (rear shock absorber)-upper-heavy duty type	4	9M,OM	49-50
8H 18154	Kit (spotlight bracket installation)-R.H.	1	9M76,OM76	49-50
8L 18154	Kit (spotlight bracket installation)-R.H.	1	9M79,OM79,1M79	49-51
8M 18154	Kit (spotlight bracket installation)-R.H.	1	9M72-74,OM72-74,1M72-74-76	49-51
FAB 18154-A	Kit (spotlight bracket installation)-R.H.	1	MA70-73-79	52-53
FAB 18154-B	Kit (spotlight bracket installation)-R.H.	1	MA60-76	52-53
8H 18155	Kit (spotlight bracket installation)-L.H.	1	9M76,OM76	49-50
8L 18155	Kit (spotlight bracket installation)-L.H.	1	9M79,OM79,1M79	49-51
8M 18155	Kit (spotlight bracket installation)-L.H.	1	9M72-74,OM72-74,1M72-74-76	49-51
FAB 18155-A	Kit (spotlight bracket installation)-L.H.	1	MA70-73-79	52-53
FAB 18155-B	Kit (spotlight bracket installation)-L.H.	1	MA60-76	52-53
FAC 18159-B	Kit (hand brake signal lamp installation)	1	MA	52-53
8M 18165-A	Stud and washer assy (rear shock absorber)	4	9M,OM,1M	49-51
8M 18165-B	Stud and washer assy (rear shock absorber)-heavy duty type	2	9M,OM	49-50
BC 18168-A	Kit (gas filler lid lock installation)	1	MA	52
AB 18178-A	Bracket (rear shock absorber)	2	MA79	52-53
51A 18197	Bushing (shock insulator)-Rubber	8	9M,OM,1M	49-51
HAK 18197-A	Kit (rear shock absorber bushing)	1	9M,OM,1M	49-51
8M 18198	Insulator (front shock absorber)	8	9M,OM,1M,MA	49-53
8M 18198	Insulator (rear shock absorber)	8	MA	52-53
HAK 18198-A	Kit (front shock absorber bushing)	1	9M,OM,1M,MA	49-53
FAB 18207-A	Kit (roadlamp installation)	1	MA	52-53
FAA 18208-A	Kit (visor vanity mirror installation)	1	MA	52-53
BC 18236-B	NS Kit (exterior sun visor installation)-serviced in unit pack only	1	MA70-73-79	52-53
BC 18236-C	NS Kit (exterior sun visor installation)-serviced in unit pack only	1	MA60	52-53
MBK 18243-A	Kit (curb buffer moulding installation)	1	1M except 79	51
BC 18243-A	Kit (curb buffer moulding installation)	1	MA60-70-76	52
BC 18243-B	Kit (curb buffer moulding installation)	1	MA73	52
BG 18243-A	Kit (curb buffer moulding installation)	1	MA except 79	53
BC 18246-A	Kit (window vents installation)	1	MA70	52-53
BC 18246-B	Kit (window vents installation)	1	MA73	52-53
BG 18246-A	Kit (window vents installation)	1	MA60	52-53
OL 18259	Deflector assy (exhaust)	1	9M,OM,1M,MA	49-53
HAK 18259-A	Kit (exhaust deflector)	as reqd	9M,OM,1M,MA	49-52

CHASSIS PARTS CATALOGUE

PART NUMBER	QUANTITY	PART NAME	NO. REQ'D	MODEL	YEAR
Numerical List of 18,000 Miscellaneous Accessories—Continued					
LA 18259-BA		Deflector assy (exhaust)-Black	1	MA	53
LA 18259-BB		Deflector assy (exhaust)-Fanfare Maroon	1	MA	53
LA 18259-BC		Deflector assy (exhaust)-Newport Gray	1	MA	53
LA 18259-BD		Deflector assy (exhaust)-Admiral Blue	1	MA	53
LA 18259-BE		Deflector assy (exhaust)-Pebble Tan	1	MA	53
LA 18259-BF		Deflector assy (exhaust)-Hillcrest Green	1	MA	53
LA 18259-BG		Deflector assy (exhaust)-Chrome	1	MA	53
LA 18259-C		Deflector assy (exhaust)-Chrome-fantail type	1	MA	53
MBUP 18260-A		Kit (ash receptacle or cigar lighter lamp installation)-includes (12) OM-18260 Kits	1	OM,1M	50-51
OM 18260	NS	Kit (ash receptacle or cigar lighter lamp)-serviced in MBUP-18260-A Kit	1	OM,1M	50-51
BG 18261-A		Dispenser (tissue)	1	MA	53
FAA 18288-A		Kit (cigar lighter and map lamp installation)	1	MA	52-53
BD 18293-A		Kit (automatic w/s washer installation)	1	MA	52-53
HCK 18295-A		Kit (reading and vanity light installation)	1	MA	52-53
1M 18296		Guard (fuel tank filler neck opening)	1	1M except 79	51
1M 18303		Ring (wheel trim)-outer	5	1M	51
8H 18306		Key (glove box and rear compartment door)	2	9M,OM,1M,MA, except 79	49-53
01A 18306		Key (spare wheel and tire lock)	2	9M79,OM79,1M79,MA79	49-53
01A 18309-A		Cylinder (spare wheel and tire lock)-with 2 keys	1	9M79,OM79,1M79,MA79	49-53
48 18328-B		Housing (spare wheel and tire lock cylinder)	1	9M79,OM79,1M79,MA79	49-53
HAK 18333-A		Kit (rear door safety lock installation)-includes (12) LH-18333 Kits	1	9M74,OM74,1M74	49-51
1E 18333	NS	Kit (rear door safety lock)-serviced in HAK-18333-A	1	9M74,OM74,1M74	49-51
BD 18342-A		Kit (traffic lamp reflector installation)	1	MA	52-53
OM 18343		Kit (cigar lighter lamp assy installation)	1	OM,1M	50-51
8H 18344		Kit (spark plug insulator installation)	1	9M,OM,1M	49-51
8L 18349		Extension assy (spare tire valve)	1	9M,OM,1M	49-51
HDK 18350-A		Kit (license plate frames)	1	MA	53
FAB 18373-C		Kit (steering wheel and horn ring installation)-Platinum Metallic	1	MA	52-53
8H 18375-A		Kit (engine compartment lamp installation)	1	9M,OM,1M	49-51
FAB 18375-A		Kit (engine compartment lamp installation)	1	MA	52
FAD 18375-A		Kit (engine compartment lamp installation)	1	MA	53
HAK 18387-A		Kit (rear window wiper installation)	1	OM72-74	50
BD 18387-B		Kit (rear window wiper installation)	1	MA60-70-73	52-53
FAA 18397-A		Kit (rear window defroster installation)	1	MA except 76-79	52-53

MERCURY

CHASSIS PARTS CATALOGUE

PART NUMBER	PART NAME	NO. REQ'D	MODEL	YEAR 19__
Numerical List of 18,000 Miscellaneous Accessories—Continued				
OM 18400-B	Kit (rear view mirror inside installation)-non glare	1	OM	50
BC 18400-A	Kit (rear view mirror inside installation)-non glare	1	MA70-73-79	52-53
BC 18400-B	Kit (rear view mirror inside installation)-non glare	1	MA60-76	52-53
BC 18402-A	Kit (rear view mirror installation)-outside	1	MA	52-53
FAA 18403-A	Kit (spotlight mirror installation)	1	MA	52-53
BC 18412-A	Kit (front bumper grille guard installation)-with roadlamp openings in guards	1	MA	52
BG 18412-A	Kit (front bumper grille guard installation)	1	MA	53
BH 18437-A	Kit (door handle shield installation)	1	MA	53
FAB 18455-B	Heater (fresh air hot water)-complete	1	MA	52-53
8M 18456-A	Blower and adapter assy (heater)	1	9M	49
OM 18456-B	Blower assy (heater)	1	OM,1M	50-51
FAB 18456-A	Blower assy (heater)	1	MA	52-53
FAB 18457-A	Duct assy (heater inlet)	1	MA	52-53
8M 18471-A	Plenum chamber assy (heater)	1	9M	49
OM 18471-A	Plenum chamber assy (heater)	1	OM,1M	50-51
FAB 18471-B	Plenum chamber assy (heater)-2-5/16" x 6-19/32" opening	1	MA	52-53
1M 18472-C	Hose (heater)-5/8" I.D. x 15/16" O.D. x 100' long	as reqd	9M,OM,1M	49-51
OM 18475	Plate (heater control name)	1	OM,1M	50-51
FAA 18476-A	Core assy (heater)-2-1/2" x 9-5/8" x 6"	1	MA	52-53
8M 18477-A	Core assy (heater)	1	9M	49
OM 18477	Core assy (heater)	1	OM,1M	50-51
8M 18478-A	Heater assy (fresh air hot water)-less blower	1	9M	49
OM 18478-B	Heater assy (fresh air hot water)-less blower	1	OM,1M	50-51
5EH 18480-A	Frame (license plate)-square corners-except California and Wisconsin	1	9M,OM,1M,MA	49-52
5EH 18480-B	Frame (license plate)-round corners-for California and Wisconsin	1	9M,OM,1M,MA	49-52
FAB 18480-B	Outlet assy (heater defroster)	1	MA	52-53
8C 18481-A	Bracket (hot water hose support)	1	9M,OM,1M	49-51
FAB 18489-B	Connector (heater to blower air duct)-4" length	1	MA	52-53
*OM 18490	Nozzle (heater defroster)-Zinc Die Cast-alternate with 1A-18490-A	2	OM,1M	50-51
*1A 18490-A	Nozzle assy (heater defroster)-Painted Steel-alternate with OM-18490	2	OM,1M	50-51
FAA 18490-A	Nozzle assy (heater defroster)-Painted Steel-outlet opening 7/8" x 4-13/16"	2	MA	52-53
11A 18491-B	Nozzle assy (defroster)	2	9M	49
FAB 18495-A	Valve assy (heater water control)	1	MA	52-53
OM 18499	Retainer (control name plate)	2	OM,1M	50-51

* Alternate material due to Material Emergency

CHASSIS PARTS CATALOGUE

PART NUMBER	PART NAME	NO. REQ'D	MODEL	YEAR
-------------	-----------	-----------	-------	------

Numerical List of 18,000 Miscellaneous Accessories—Continued

8M 18502-B	Valve (automatic temperature water regulator)	1	9M	49
OM 18502	Valve assy (heater temperature regulator)-2-1/2" x 3-45/64" mounting plate	1	OM	50
1M 18502-B	Valve assy (heater temperature regulator)	1	1M	51
FAB 18502-B	Valve assy (heater temperature regulator)-1-3/16" x 2-5/16" mounting plate	1	MA	52-53
8A 18504	Wheel assy (heater blower)-4-3/4" diameter	1	9M,OM,1M	49-51
FAB 18504-A	Wheel assy (heater blower)-4-1/4" diameter	1	MA	52-53
OM 18506	Housing and core assy (heater)	1	OM,1M	50-51
OM 18513	Knob assy (heater blower switch)	1	OM	50
1M 18513	Knob assy (heater blower switch)	1	1M	51
8M 18518-A	Control assy (heater temperature)-"Temp Control"-straight end-39-3/4" long	1	9M	49
8M 18518-B	Control assy (heater temperature)-"Temp Control"-pigtail end-39-1/2" long	1	9M	49
OM 18518-C	Control assy (heater temperature)-48-3/4" long	1	OM	50
1M 18518-A	Control assy (heater temperature)-46" long	1	1M	51
FAB 18518-A	Control assy (heater temperature)-50" long	1	MA	52-53
OL 18519	Knob assy (heater regulator control)-ball type	2	OM,1M	50-51
OM 18519	Knob (heater regulator control)-wing type	2	OM	50
FAA 18519-B	Knob assy (temperature blower and air control)-ball type with 3 flat surfaces	4	MA	52-53
8A 18527-A	Motor assy (heater blower)	1	9M	49
OM 18527-B	Motor assy (heater blower)	1	OM,1M	50-51
FAB 18527-A	Motor assy (heater blower)	1	MA	52-53
FAB 18535-A	Bracket assy (blower mounting)	1	MA	52-53
8M 18548	Control assy (heater defroster)-30-19/32" long	1	9M	49
OL 18548-B	Control assy (heater defroster)-26-1/4" long	1	OM,1M	50-51
OM 18548-A	Control assy (heater defroster)-24-5/8" long	1	OM	50
FAB 18548-A	Control assy (heater defroster)-37" long	1	MA	52-53
OM 18549	Control assy (heater temperature regulator control)	1	OM	50
OM 18551	Hose (heater temperature valve to heater core)-formed	1	OM,1M	50-51
1M 18551-A	NS Hose (heater temperature valve to heater core)-formed-use OM-18551	1	1M	51
1A 18551-A	Hose (water regulator to heater)-moulded-curved	1	9M	49
FAA 18551-A	Hose (heater temperature valve to heater core)-formed-7-1/2" formed length	1	MA	52-53
OM 18553	Kit (heater switch repair)	1	OM	50
8M 18556-A	Hose (heater defroster)-passenger side	2	9M	49
8M 18556-B	Hose (heater defroster)-driver's side	2	9M	49
OL 18556-A	Hose (heater defroster)-11-1/2" long-passenger side	1	OM,1M	50-51
OL 18556-B	Hose (heater defroster)-31-1/2" long-driver's side	1	OM,1M	50-51
OH 18556-A	Hose (heater defroster)-8-1/2" long-passenger side	1	MA	52-53
FAA 18556-B	Hose (heater defroster)-33-1/2" long-driver side	1	MA	52-53

CHASSIS PARTS CATALOGUE

PART NUMBER	PART NAME	NO. REQ'D	MODEL	YEAR 19____
Numerical List of 18,000 Miscellaneous Accessories—Continued				
OM 18561-A	Control assy (fresh air vent control)-with one piece level	1	OM	50
OM 18561-B	Control assy (fresh air vent control)-with riveted level	1	OM,1M	50-51
FAB 18561-C	Control assy (heater air regulator)-R.H.-with 3 hole attaching bracket	1	MA	52-53
8M 18567	Knob (heater switch)	1	9M	49
A 18570	Bulb (utility lamp)-32 C.P.-S.C.	1	9M,OM,1M,MA	49-53
8M 18570-A	Gasket (fresh air valve to dash)-5-1/64" high-5-1/64" wide-1/16" thick-4" diameter hole	2	9M,OM,1M	49-51
8M 18570-B	Gasket (blower motor housing to dash)-4-7/8" high-4-7/8" wide-1/4" thick-3-1/2" x 3-1/8" hole	2	9M	49
8M 18570-C	Gasket (heater core housing to dash)-5-7/32" high-5-7/32" wide-1/4" thick-4" diameter hole	1	9M	49
OM 18570-A	Gasket (heater core hsg. to dash)-Rubber-3-7/8" x 6-15/16"	1	OM,1M	50-51
OM 18570-B	Gasket (heater blower housing to valve assy)-Rubber-5-1/4" O.D. x 4" I.D.	1	OM,1M	50-51
FAA 18570-A	Gasket (heater to dash)-7-1/2" x 11-13/32"	1	MA	52-53
7RA 18572-A	Clamp (heater hose)	8	9M	49
OA 18572-A	Clamp (heater hose)-stamped "OA-A1 or 2"	6	OM	50
1C 18572-A	Clamp (heater hose)-stamped "1C-A2"	6	1M,MA	51-53
8A 18578-A	Switch assy (heater control)	1	9M	49
OL 18578-B	Switch assy (heater control)	1	OM,1M	50-51
FAC 18578-B	Switch assy (heater control)	1	MA	52-53
8H 18583	Gasket (heater blower motor mounting)-3-3/8" O.D. x 1-1/2" I.D.-Felt	1	OM,1M	50-51
8M 18583	Gasket (motor mounting)	1	9M	49
FAA 18583-A	Gasket (heater blower motor mounting)-Rubber-1-7/16" I.D. x 2-5/16" O.D.	1	MA	52-53
FAB 18584-B	Connector (heater blower to air valve)-5-3/4" length	1	MA	52-53
OL 18590	Clip (fresh air regulator control)	1	OM	50
OM 18590	Clip (fresh air control cable)	1	OM,1M	50-51
OH 18591	Resistor (heater switch to blower motor)-used with one speed motor	1	OM	50
8M 18595	Gasket (heater temperature regulator)	1	9M	49
OM 18595	Gasket (heater temperature regulator)	1	OM,1M	50-51
8M 18596	Gasket (heater core tubes)	1	9M	49
8M 18598-B	Plate (heater switch name)-"Defrost"	1	9M	49
8M 18598-C	Plate (heater switch name)-"Blower"	1	9M	49
OL 18598	Bezel (heater blower switch)	1	OM,1M	50-51
8A 18599	Elbow (heater connection)	1	9M,OM,1M	49-51
8M 18599	Nipple (heater return)	1	9M,OM,1M,MA	49-53
OH 18599	Elbow (heater connection)-90° angle	1	MA	52-53
1M 18599-A	Elbow (heater connection)	1	1M	51
OA 18605	Grommet (heater blower motor mounting)	2	MA	52-53
OM 18619-A	Plate (temperature control name)-without vent name	1	OM	50
OM 18619-B	Plate (temperature control name)-with vent name	1	OM,1M	50-51

MERCURY

CHASSIS PARTS CATALOGUE

PART NUMBER	PART NAME	NO. REQ'D	MODEL	YEAR 19__
Numerical List of 18,000 Miscellaneous Accessories—Continued				
FAA 18631-A	Motor assy (rear window defroster)	2	MA except 76-79	52-53
FAA 18640-A	Grille (rear window defroster)	2	MA except 76-79	52-53
OM 18646	Control assy (air regulator)-L.H.	1	OM, 1M	50-51
FAB 18646-C	Control assy (heater air regulator)-L.H.-with 3 hole attaching bracket	1	MA	52-53
FAB 18648-A	Hose (heater control valve to engine)-formed-12-25/32" formed length	1	MA	52-53
OM 18654	Screw and L/W assy (heater to dash)-1/4"-28 x 1/2"	2	OM, 1M	50-51
FAA 18666-C	Hose (heater temperature control vacuum inlet)-7/32" I.D. x 7/16" O.D. x 12-3/4" length	1	MA	52-53
FAA 18668-D	NS Hose (heater temperature control vacuum outlet)-31-3/4" length-cut from APA-17543-D	1	MA	52-53
FAB 18686-A	Hose (heater to engine water outlet)-formed-36-1/2" formed length	1	MA	52-53
FAA 18726-A	Clip (heater door)	1	MA	52-53
FAB 18805-A	Radio assy (8 tube)-less antenna	1	MA	52
FAF 18805-A	Radio assy (8 tube)-less antenna	1	MA	53
LH 18811-A	Suppressor assy (radio)-ignition coil	1	1M, MA	51-53
OM 18812-A	Cable assy (radio antenna)-29" long	1	OM, 1M	50-51
FAA 18812-A	Cable assy (radio antenna)-36" long	1	MA	52-53
8M 18813-C	Antenna assy (radio)-manual-top cowl	1	9M	49
OM 18813-A	Antenna assy (radio)-manual-top cowl	1	OM, 1M	50-51
FAB 18813-B	Antenna assy (radio)-manual-R.H. fender	1	MA	52-53
8M 18817-A	Knob (radio receiver)-volume control	1	9M	49
OM 18817	Knob assy (radio volume control and roadlamp control switch)	3	OM	50
1M 18817	Knob assy (radio volume control and roadlamp control switch)	3	1M	51
FAB 18817-A	Knob assy (radio volume control)	2	MA	52
FAB 18817-B	Knob assy (radio volume control)	2	MA	53
8M 18818-A	Disc (radio knob trim)	1	9M	49
8M 18824-A	Knob assy (radio tuning control)	1	9M	49
OL 18830	Disc (radio tone and rear seat speaker volume control)	2	OM, 1M	50-51
FAB 18830-A	Disc (radio tone control)	2	MA	52-53
OM 18834	Kit (radio rear seat speaker adapter wiring)-200" long	1	OM72A, 1M72A	50
8M 18842	Bezel (radio control)	1	9M	49
OL 18856	Button (radio knob opening plug)-used in cars without radio	2	OM, 1M	50-51
FAA 18875-A	Speaker assy (rear seat)-Flush type	1	MA60-70-73	52-53
8M 18888-A	Support (radio receiver rear)-6-1/8" long	1	9M	49
8M 18888-B	Support (radio receiver rear)-4-15/16" long	1	9M	49
OM 18888	Support (radio receiver rear)-R.H.	1	OM, 1M	50-51
FAB 18888-A	Support (radio receiver rear)-R.H.-9-13/16" long	1	MA	52
FAF 18888-A	Support (radio receiver rear)-R.H.-9-13/16" long-with 9/32" x 5/8" slot at bottom end	1	MA	53

MERCURY

CHASSIS PARTS CATALOGUE

PART NUMBER	PART NAME	NO. REQ'D	MODEL	YEAR 19__
Numerical List of 18,000 Miscellaneous Accessories—Continued				
OM 18890	Support (radio receiver rear)-L.H.	1	OM, LM	50-51
FAB 18890-A	Support (radio receiver rear)-L.H.-9-13/16" long	1	MA	52
FAF 18890-A	Support (radio receiver rear)-L.H.-9-13/16" long- with 9/32" x 5/8" slot at bottom end	1	MA	53
8M 18912	Grommet (air control)	1	MA	52-53
8M 18912	Grommet (top control relay to circuit breaker wire)	1	MA76	52-53
FAA 18922-B	Stanchion (radio antenna)	1	MA	52-53
8L 18954	Clamp (hose and wiring)-3-1/8" strap	as reqd	8M, OM, LM, MA	49-53
LL 18973	Kit (rear fender shield installation)	1	LM except 79	51
BC 18973-A	Kit (rear fender shield installation)	1	MA	52-53

Numerical List of 19,000 Miscellaneous Accessories

BC 19136-A	Kit (rear compartment draft deflector installation)	1	MA60-70-73	52-53
FAB 19137-A	Kit (accessory fuse panel installation)	1	MA	53
FAA 19190-CA	Plate (heater air and temperature control name)-L.H.	1	MA	52-53
FAB 19194-CA	Plate (heater air and defroster control name)-R.H. 2-7/32" x 3-7/8"	1	MA	52-53
LM 19243	Kit (hood insulation)	1	LM	51
BC 19243-A	Kit (hood insulation)	1	MA	52-53
BD 19246-A	Kit (curb signal installation)	1	MA	52-53
BG 19292-A	Kit (door edge guard installation)	1	MA73	53
BG 19292-B	Kit (door edge guard installation)	1	MA60-70-76	53
BH 19301-A	Kit (front vent wind deflectors)	1	MA	53
BD 19512-A	Mitt (car washing)-chenille		8M, OM, LM, MA	49-53
HCCA 19502-A	Lacquer (touch-up)-Vassar Yellow-1/2 oz. tube		MA	52
MCCA 19502-A	Lacquer (touch-up)-Lucerne Blue-1/2 oz. tube		MA	52
HCCA 19502-B	Lacquer (touch-up)-Academy Blue-1/2 oz. tube		MA	52
MCCA 19502-B	Lacquer (touch-up)-Coventry Green Gray-1/2 oz. tube		MA	52
HCCA 19502-C	Lacquer (touch-up)-Pebble Tan-1/2 oz. tube		MA	52
HCCA 19502-E	Lacquer (touch-up)-Admiral Blue-1/2 oz. tube		MA	52
HCCA 19502-H	Lacquer (touch-up)-Fanfare Maroon-1/2 oz. tube		MA	52
HCCA 19502-K	Lacquer (touch-up)-Lakewood Green-1/2 oz. tube		MA	52
HCCA 19502-L	Lacquer (touch-up)-Hillcrest Green-1/2 oz. tube		MA	52
HCCA 19502-M	Lacquer (touch-up)-Black-1/2 oz. tube		MA	52
HCCA 19502-N	Lacquer (touch-up)-Newport Gray-1/2 oz. tube		MA	52
MDCA 19502-A	Lacquer (touch-up)-Superior Blue-1/2 oz. tube		MA	53
MDCA 19502-B	Lacquer (touch-up)-Mohawk Maroon-1/2 oz. tube		MA	53
MDCA 19502-C	Lacquer (touch-up)-Glenwood Gray-1/2 oz. tube		MA	53
MDCA 19502-D	Lacquer (touch-up)-Beechwood Brown-1/2 oz. tube		MA	53
MDCA 19502-E	Lacquer (touch-up)-Banff Blue-1/2 oz. tube		MA	53
MDCA 19502-F	Lacquer (touch-up)-Tahiti Tan-1/2 oz. tube		MA	53
MDCA 19502-G	Lacquer (touch-up)-Sherwood Green-1/2 oz. tube		MA	53
MDCA 19502-H	Lacquer (touch-up)-Pinehurst Green-1/2 oz. tube		MA	53
MDCA 19502-J	Lacquer (touch-up)-Village Green-1/2 oz. tube		MA	53
MDCA 19502-K	Lacquer (touch-up)-Bittersweet-1/2 oz. tube		MA	53
MDCA 19502-L	Lacquer (touch-up)-Yosemite Yellow-1/2 oz. tube		MA	53
MDCA 19502-M	Lacquer (touch-up)-Siren Red-1/2 oz. tube		MA	53

MERCURY

CHASSIS PARTS CATALOGUE

PART NUMBER	UNIT	PART NAME	NO. REQ'D	MODEL	YEAR
Numerical List of 19,000 Miscellaneous Accessories—Continued					
1M 19514-A		Coating (chrome)-8 oz. can		1M,MA	51-53
8L 19515-B		Undercoating (body)-53 gallon drum		9M,OM,1M,MA	49-53
BD 19517-A		Cloth (dust)-wax treated		9M,OM,1M,MA	49-53
8L 19520-A	NS	Cleaner (body)-liquid-pt.-replaced by 8L-19520-D		9M,OM,1M,MA	49-53
8L 19520-D		Cleaner (body)-liquid-case of (12) pt. cans		9M,OM,1M,MA	49-53
8L 19521-A	NS	Cleaner (spot remover)-pt.-replaced by 8L-19521-C		9M,OM,1M,MA	49-53
8L 19521-B		Cleaner (spot remover)-gal.		9M,OM,1M,MA	49-53
8L 19521-C		Cleaner (spot remover)-case of (12) pt. cans		9M,OM,1M,MA	49-53
8L 19522-A	NS	Cleaner (chrome)-pt.-replaced by 8L-19522-B		9M,OM,1M,MA	49-53
8L 19522-B		Cleaner (chrome)-case of (12) pt. cans		9M,OM,1M,MA	49-53
8H 19523-A	NS	Cleaner (white side wall tire)-13 oz. can-replaced by 8H-19523-B		9M,OM,1M,MA	49-53
8H 19523-B		Cleaner (white side wall tire)-case of (12) 13 oz. cans		9M,OM,1M,MA	49-53
HACA 19523-A		Cleaner (white side wall tire)-16 oz. can		9M,OM,1M,MA	49-53
HACA 19523-B		Cleaner (white side wall tire)-gal. can		9M,OM,1M,MA	49-53
8L 19526-A	NS	Cleaner (upholstery foam)-pt.-replaced by 8L-19526-C		9M,OM,1M,MA	49-53
8L 19526-C		Cleaner (upholstery foam)-case of (12) pt. cans		9M,OM,1M,MA	49-53
8L 19528-A	NS	Compound (body porcelainize)-liquid-8 oz. bottle-replaced by 8L-19528-C		9M,OM,1M,MA	49-53
8L 19528-C		Compound (body porcelainize)-liquid-case of (24) 8 oz. bottles		9M,OM,1M,MA	49-53
8L 19529-A	NS	Polish (body porcelainize)-cream-8 oz. bottle-replaced by 8L-19529-C		9M,OM,1M,MA	49-53
8L 19529-C		Polish (body porcelainize)-cream-case of (24) 8 oz. bottles		9M,OM,1M,MA	49-53
8L 19530-A	NS	Polish (body)-pt.-replaced by 8L-19530-C		9M,OM,1M,MA	49-53
8L 19530-C		Polish (body)-case of (12) pt. cans		9M,OM,1M,MA	49-53
BD 19530-A		Polish (body)-Blue Coral-16.18 imperial oz.		MA	52-53
BD 19530-B		Polish (body)-Lectron-16 oz.		MA	52-53
8L 19534-A	NS	Wax (body polishing)-8 oz. can-replaced by 8L 19534-B		9M,OM,1M,MA	49-53
8L 19534-B		Wax (body polishing)-case of (12) 8 oz. cans		9M,OM,1M,MA	49-53
BD 19534-A		Wax (body)-Blue Coral-80 grams		MA	52-53
BD 19534-B		Wax (body)-Blue Coral-227 grams		MA	52-53
8L 19541-A	NS	Fluid (shock absorber)-pt.-replaced by 8L-19541-C		9M,OM,1M,MA	49-53
8L 19541-B		Fluid (shock absorber)-gal.		9M,OM,1M,MA	49-53
8L 19541-C		Fluid (shock absorber)-case of (12) pt. cans		9M,OM,1M,MA	49-53
HACA 19542-A	NS	Fluid (brake)-heavy duty-pt.-replaced by HACA-19542-C		9M,OM,1M,MA	49-53
HACA 19542-B	NS	Fluid (brake)-heavy duty-gallon-replaced by HACA-19542-D		9M,OM,1M,MA	49-53
HACA 19542-C		Fluid (brake)-heavy duty-case of (12) pt. cans		9M,OM,1M,MA	49-53
HACA 19542-D		Fluid (brake)-heavy duty-case of (4) gal. cans		9M,OM,1M,MA	49-53
HACA 19542-E		Fluid (brake)-heavy duty-5 gal. can		9M,OM,1M,MA	49-53
8H 19544-A		Anti-freeze (permanent)-gal.		9M,OM,1M,MA	49-53
8H 19544-C		Anti-freeze (permanent)-qt.		9M,OM,1M,MA	49-53
8M 19544-A		Anti freeze (type N)-gal.		9M,OM,1M,MA	49-53
8M 19544-B		Anti-freeze (type N)-54 gal. drum		9M,OM,1M,MA	49-53
8L 19545-A	NS	Fluid (window regulator)-pt.-replaced by 8L-19545-B		9M,OM,1M,MA	49-53
8L 19545-B		Fluid (window regulator)-case of (12) pt. cans		9M,OM,1M,MA	49-53

MERCURY

CHASSIS PARTS CATALOGUE

PART NUMBER	CASE	PART NAME	NO. REQ'D	MODEL	YEAR
Numerical List of 19,000 Miscellaneous Accessories—Continued					
8H 19546-A	NS	Inhibitor (rust)-pt.-replaced by 8H-19546-B		9M,OM,1M,MA	49-53
8H 19546-B		Inhibitor (rust)-case of (12) pt. cans		9M,OM,1M,MA	49-53
8L 19550-A	NS	Solution (w/s washer)-6 oz.-replaced by 8L-19550-B		9M,OM,1M,MA	49-53
8L 19550-B		Solution (w/s washer)-case of (12) 6 oz. cans		9M,OM,1M,MA	49-53
8L 19552-A	NS	Cement (rubber)-5 oz.-replaced by 8L-19552-B		9M,OM,1M,MA	49-53
8L 19552-B		Cement (rubber)-case of (12) 5 oz. tubes		9M,OM,1M,MA	49-53
8M 19554-A	NS	Sealer (compound)-16 oz.-replaced by 8M-19554-B		9M,OM,1M,MA	49-53
8M 19554-B		Sealer (compound)-case of (12) 16 oz. cans		9M,OM,1M,MA	49-53
8L 19558-A	NS	Radiator Stop Leak-10 oz.-replaced by 8L-19558-B		9M,OM,1M,MA	49-53
8L 19558-B		Radiator Stop Leak-case of (12) 10 oz. cans		9M,OM,1M,MA	49-53
8M 19560-A		Kit-caulking strips-case of (8) cartons		9M,OM,1M,MA	49-53
8M 19560-B	NS	Kit-caulking strip-carton (80 ft)-replaced by 8M-19560-A		9M,OM,1M,MA	49-53
8L 19575-A	NS	Grease (distributor)-4 oz.-replaced by 8L-19575-B		9M,OM,1M,MA	49-53
8L 19575-B		Grease (distributor)-case of (12) 4 oz. tubes		9M,OM,1M,MA	49-53
8L 19582-A		Fluid (Merc-O-Matic transmission)-54 gal. drum		OM,1M,MA	50-53
8L 19582-B		Fluid (Merc-O-Matic transmission)-5 gal. can		OM,1M,MA	50-53
8L 19582-C	NS	Fluid (Merc-O-Matic transmission)-1 qt. can-repl. by 8L-19582-D		OM,1M,MA	50-53
8L 19582-D		Fluid (Merc-O-Matic transmission)-case of (24) qt. cans		OM,1M,MA	50-53
8L 19585-A	NS	Grease (wheel bearing)-5 lb.-replaced by 8L-19585-B		9M,OM,1M,MA	49-53
8L 19585-B		Grease (wheel bearing)-case of (6) 5 lb. can		9M,OM,1M,MA	49-53
8L 19586-A	NS	Lubriplate-2 oz. tube-used for lubricating door bumpers, lock etc.-replaced by 8L-19586-B		9M,OM,1M,MA	49-53
8L 19586-B		Lubriplate-used for lubricating door bumpers, locks etc.-case of (12) oz. tubes		9M,OM,1M,MA	49-53
HCCA 19587-A		Lubricant (hypoid)-rear axle break in-35 lb. pail		MA	52-53
MCK 19631-A		Kit (universal kick pad)-14" x 21"	1	MA	52-53

MERCURY

CHASSIS PARTS CATALOGUE

PART NUMBER	PART NAME	NO. REQ'D	MODEL	YEAR 19__
Numerical Listing of Chassis Five Digit Part Numbers				
8M 22009	Kit (brake spring repair)	1	9M,OM,LM	49-51
MCK 22009-A	Kit (brake spring repair)	1	MA	52-53
AB 22076-A	Fitting assy (front brake tube)-with (4) 3/4"-24 tapped holes	1	MA	52-53
LA 22144-A	Bumper (brake master cyl. push rod)	1	MA	52-53
MA 22264-C	Hose assy (master brake cyl. to connector)-approx. 16-3/4" long	1	MA	52-53
LM 22280-A	Spacer (brake master cylinder to member)	2	OM,LM	50-51
MA 22455-J	Plate assy (brake pedal pad)	1	MA	52-53
AB 22473-A	Bushing (brake master cyl. push rod)-Nylon	1	MA	52-53
MA 22482-A	Insulator (brake pedal hub spring)-Paper	1	MA	52
AB 22482-A	Insulator (brake pedal hub spring)-Nylon	1	MA	53
AB 33332-B	Seal (stud spring loaded cross link)	1	MA	52-53
FAB 33671-A	Plate (horn blowing ring shock pad retainer)	1	MA	52-53
OL 33680	Anti squeak (steering column saddle)-Fibre	1	OM,LM	50-51
FAA 33680-A	Anti squeak (steering column saddle)-Fibre	1	MA	52-53
FAA 33684-CP	Bracket and tapping plate assy (steering column)-Upper	1	MA	52-53
FAA 33689-BP	Clamp (steering column bracket)	1	MA	52-53
LM 44007-A	Housing assy (rear axle)	1	OM,LM	50-51
LM 44007-B	Housing assy (rear axle)	1	LM	51
OA 44014-A	Bolt (rear axle housing carrier)	10	MA	52-53
8A 44208-D	Kit (diff. gear & driving pinion)-4.10 to 1 ratio	1	MA except 79	52-53
APA 44208-A	Kit (diff. gear & driving pinion)-3.31 to 1 ratio	1	MA except 79	52-53
APA 44208-B	Kit (diff. gear & driving pinion)-3.54 to 1 ratio	1	MA except 79	52-53
CPA 44208-A	Kit (diff. gear & driving pinion)-3.90 to 1 ratio	1	MA76	52-53
8M 55027	Guard (front cross member)"V" shaped	1	9M,OM,LM	49-51
AB 55027-A	Guard (front cross member)	1	MA	52-53
MA 55037-A	Reinforcement assy (frame side member to frt. cross member)-RH	1	MA	52-53
MA 55038-A	Reinforcement assy (frame side member to frt. cross member)-LH	1	MA	52-53
OM 55052	Retainer assy (speed grip nut)	6	OM,LM	50-51
MA 55144-A	Bracket assy (body to frame-inner)-alternate with MA-55144-B	2	MA	52-53
MA 55144-B	Bracket assy (body to frame-inner)-alternate with MA-55144-A	2	MA	52-53
MA 55145-A	Bracket assy (body to frame-inner)-rear	2	MA79	52-53
MA 55256-A	Bolt (muffler inlet pipe)-"U"	1 or 2	MA	53
AB 55260-B	Bracket (muffler outlet pipe to frame)	1	MA except 76	52-53
MA 55260-A	Bracket (muffler outlet pipe to frame)	1	MA76	52-53
AB 55710-A	Insulator (rear spring center mounting)-Rubber	4	MA	52-53
AB 55711-A	Retainer (rear spring center mounting insulator)-4-51/64" long x 2-29/64" wide	4	MA	52-53
MA 55712-A	Bumper assy (rear spring)	2	MA	52-53
OM 66072	Spacer (engine rear insulator)	1	OM,LM	50-51
EAB 66721-A	Bracket (oil filter return tube)	1	MA	52-53
L3 77020-A	Tube assy (trans. oil filler)	1	MA	53
MA 77021-A	Clamp (trans. oil filler tube)	1	MA	53
1P 77059-E	Shaft & ring gear assy (output)-14-15/16" overall length	1	OM,LM	50-51
1P 77059-F	Shaft & ring gear assy (output)-19-31/32" overall length	1	MA	52-53

MERCURY

CHASSIS PARTS CATALOGUE

PART NUMBER	PART NAME	NO. REQ'D	MODEL	YEAR 19__
Numerical Listing of Chassis Five Digit Part Numbers—Continued				
1P 77062-B	Bushing (trans. output shaft)	1	OM,LM,MA	50-52
1P 77062-C	Bushing (trans. output shaft)	1	MA	53
1P 77066-A	Washer (trans. output shaft thrust)-rear-3" O.D. x 2-7/32" I.D. x 1/16" thick-with (4) slotted lips	1	OM,LM,MA	50-53
1P 77066-C	Washer (trans. output shaft thrust)-rear-3" O.D. x 2-7/32" I.D. x 1/16" thick-with (2) tabs	1	OM,LM,MA	50-53
1P 77067-A	Washer (trans. output shaft thrust)-front-.061"/.063" thick	as reqd	OM,LM,MA	50-53
1P 77067-B	Washer (trans. output shaft thrust)-front-.067"/.069" thick	as reqd	OM,LM,MA	50-53
1P 77067-C	Washer (trans. output shaft thrust)-front-.074"/.076" thick	as reqd	OM,LM,MA	50-53
1P 77067-D	Washer (trans. output shaft thrust)-front-.081"/.083" thick	as reqd	OM,LM,MA	50-53
1P 77130-A	Governor assy (transmission)	1	OM,LM,MA	50-53
1P 77131-A	Body assy (trans. governor)-less counterweight	1	OM,LM,MA	50-53
1P 77135-A	Cover (trans. governor valve body)	1	OM,LM,MA	50-53
1P 77136-A	Snap ring (trans. governor retaining)-1-5/8" I.D. x 3/64" thick	1	OM,LM,MA	50-53
1P 77138-A	Cover (trans. governor inspection)-rectangular	1	OM,LM	50-51
1P 77138-B	Cover (trans. governor inspection)-oblong	1	OM,LM,MA	50-53
1P 77139-A	Gasket (trans. governor inspection cover)-Cork-rectangular	1	OM,LM	50-51
1P 77139-B	Gasket (trans. governor inspection cover)-Cork-oblong	1	OM,LM,MA	50-53
1P 77162-B	Planet assy (transmission)	1	OM,LM,MA	50-53
1P 77190-A	Support assy (trans. planetary)	1	OM,LM,MA	50-53
1P 77194-A	Screw (hex-hd)-3/8"-16 x 29/32"-with tapered end-trans. planetary support locking	2	OM,LM,MA	50-53
LM 77230	Shaft assy (trans. control to accelerator)	1	OM,LM	50-51
MA 77230-A	Shaft assy (trans. control to accelerator)	1	MA	52-53
LM 77238	Rod assy (trans. low and reverse gear shift)-19-3/16" overall length	1	OM,LM	50-51
LM 77242	Rod assy (trans. control shaft to trans.)-19-9/16" overall length	1	OM,LM	50-51
MA 77242-A	Rod assy (trans. control shaft to trans.)	1	MA	52-53
FAA 77244-A	Control assy (trans. O/Drive)	1	MA	52-53
FAA 77250-A	Bracket (trans. O/Drive control mounting)	1	MA	52-53
1P 77252-A	Lever assy (trans. manual control)	1	OM,LM,MA	50-53
1P 77265-B	Oil seal (trans. throttle control shaft)-Cork-9/16" O.D. x 23/64"	1	OM,LM,MA	50-53
1P 77270-A	Lever assy (trans. throttle control)-outer	1	OM,LM,MA	50-53
1P 77276-A	Spring (trans. manual valve detent lever)-3/8" O.D. x 2-9/32" overall free length	1	OM,LM,MA	50-53
1P 77280-A	Lever assy (trans. manual valve detent)	1	OM,LM,MA	50-53
1P 77283-A	Lever (trans. throttle control)-inner	1	OM,LM,MA	50-53
1P 77288-A	Oil seal assy (trans. manual control lever)-1-1/16" O.D. x 3/16" width	1	OM,LM,MA	50-53

MERCURY

CHASSIS PARTS CATALOGUE

PART NUMBER	CLASS	PART NAME	NO. REQ'D	MODEL	YEAR 19__
Numerical Listing of Chassis Five Digit Part Numbers—Continued					
1P 77303-A		Lever assy (trans. parking pawl toggle operating)	1	OM,1M,MA	50-53
1P 77304-A		Lever (trans. parking pawl torsion spring)	1	OM,1M,MA	50-53
1P 77307-A		Spring (trans. parking pawl torsion)	1	OM,1M	50-51
1P 77307-B		Spring (trans. parking pawl torsion)	1	OM,1M,MA	50-53
1P 77308-A		Pin (trans. parking pawl torsion lever support)- 9/16" dia. x 2-1/2" overall length	1	OM,1M,MA	50-53
1P 77311-A		Pawl (transmission parking)	1	OM,1M,MA	50-53
1P 77312-A		Pin (trans. parking pawl support)-.461"/.465" O.D. x 2-1/32" length	1	OM,1M,MA	50-53
1P 77314-A		Spring (trans. parking pawl toggle return)-3 coils- with hooked ends	1	OM,1M,MA	50-53
1P 77315-A		Lever (trans. parking pawl toggle)	1	OM,1M,MA	50-53
1P 77316-A		Link (trans. parking pawl toggle)	1	OM,1M,MA	50-53
1P 77317-A		Pin (trans. parking pawl toggle)-5/16" O.D. x 1-39/64" overall length	1	OM,1M,MA	50-53
1P 77318-A		Pin (trans. parking pawl toggle link)-5/16" O.D. x 1" length-grooved at end	1	OM,1M,MA	50-53
1P 77319-A		Pin (trans. parking pawl toggle lever support)-3/8" x 1-3/4" overall length-special head	1	OM,1M,MA	50-53
1P 77322-A		Rod (trans. parking pawl torsion lever)-1/4" dia. x 2-15/16" o/all length-cotter pin hole at each end	1	OM,1M,MA	50-53
1P 77323-A		Retainer (trans. parking pawl toggle return spring)- 5/16" I.D. x 27/64" O.D. x 5/16" long	1	OM,1M,MA	50-53
1P 77326-A		Retainer (trans. parking pawl toggle lever support pin)-9/16" O.D. x 1/4" wide	1	OM,1M,MA	50-53
1P 77353-B		Body (front band servo)	1	OM,1M,MA	50-53
1P 77354-A		Lever (trans. front band adjusting)	1	OM,1M,MA	50-53
1P 77355-A		Shaft (trans. front band actuating lever)-7/16" dia. x 1-11/16" long	1	OM,1M,MA	50-53
1P 77356-A		Pin (trans. band actuating lever shaft)-slotted- .164" O.D. x 1-1/4" long	2	OM,1M,MA	50-53
1P 77358-A		Piston assy (trans. front band servo)	1	OM,1M,MA	50-53
1P 77361-A		Oil seal (trans. front band servo piston)-1-11/64" I.D. x 1-29/64" O.D. x 9/64" thick-Rubber	1	OM,1M,MA	50-53
1P 77362-A		Oil seal (trans. front band servo piston)-2-7/64" I.D. x 2-25/64" O.D. x 9/64" thick-Rubber	1	OM,1M,MA	50-53
1P 77363-B		Spring (trans. front band servo piston retracting)- 1-1/32" O.D. x 2-13/32" overall length	1	OM,1M,MA	50-53
1P 77364-A		Retainer (trans. front band servo piston)	1	OM,1M,MA	50-53
1P 77365-A		Oil seal (trans. front band servo piston retainer)- 1-29/32" I.D. x 2-13/32" O.D. x 1/16" thick-Rubber	1	OM,1M,MA	50-53
1P 77366-A		Snap ring (trans. front band servo piston retainer)- 2-9/16" O.D. x 3/64" thick	1	OM,1M,MA	50-53
1P 77370-A		Band assy (transmission front)	1	OM,1M,MA	50-53
1P 77376-A		Strut (trans. front band actuating)	1	OM,1M,MA	50-53
1P 77377-A		Pin (trans. front band anchor)-5/16" dia. x 5/8" dia. x 1-3/16" overall length	1	OM,1M,MA	50-53
1P 77379-A		Tube (trans. front band servo oil)-5/16" O.D. x 4-7/16" long	2	OM,1M,MA	50-53
1P 77400-A		Servo assy (transmission rear band)	1	OM,1M,MA	50-53
1P 77404-A		Body assy (transmission rear band servo)	1	OM,1M,MA	50-53
1P 77410-A		Lever (transmission rear band actuating)	1	OM,1M,MA	50-53

MERCURY

CHASSIS PARTS CATALOGUE

PART NUMBER	PART NAME	NO. REQ'D	MODEL	YEAR 19__
Numerical Listing of Chassis Five Digit Part Numbers—Continued				
LP 77411-A	Shaft (trans. rear band actuating lever)-1/2" dia. x 1-15/16" long	1	OM,1M,MA	50-53
LP 77413-A	Piston (transmission rear band servo)	1	OM,1M,MA	50-53
LP 77414-A	Oil seal (trans. rear band servo piston)-2-47/64" I.D. x 3" O.D. x 9/64" thick-Rubber	1	OM,1M,MA	50-53
LP 77415-A	Spring (trans. rear band servo piston)-3" max. O.D. x 19/32" overall length-5 coils-conical shaped	1	OM,1M,MA	50-53
LP 77416-A	Retainer (trans. rear band servo piston spring)	1	OM,1M,MA	50-53
LP 77417-A	Snap ring (trans. rear band servo piston retainer)-3-1/4" O.D. x 1/16" thick-Steel	1	OM,1M,MA	50-53
LP 77420-A	Bolt (hex-hd)-7/16"-14 x 2-15/32"-with pilot end-trans. rear band servo to case	1	OM,1M,MA	50-53
LP 77421-A	Strut (trans. rear band actuating)-29/32" wide x 1-7/64" long x .169" thick	1	OM,1M,MA	50-53
LP 77422-B	Strut (trans. rear band anchor)-9/16" & 1-1/4" wide x 1-7/32" long-tapered	1	OM,1M,MA	50-53
LP 77423-A	Band assy (transmission rear)	1	OM,1M,MA	50-53
LP 77426-A	Stop (trans. rear band adjusting)-1/2"-20 x 2-7/16" overall length	1	OM,1M,MA	50-53
LP 77440-B	Regulator assy (transmission oil pressure)	1	OM,1M,MA	50-53
LP 77442-B	Body assy (oil pressure regulator)-with studs & pins	1	OM,1M,MA	50-53
LP 77444-A	Stud (trans. oil pressure regulator body)-1/4"-20 threads x 2-31/64"	1	OM,1M,MA	50-53
LP 77445-A	Stud (hex-hd)-1/4"-20 x 1-15/64"-trans. oil pressure reg. body	1	OM,1M,MA	50-53
LP 77450-B	Cover assy (oil pressure regulator)	1	OM,1M,MA	50-53
LP 77455-A	Spring (trans. front pump check valve)	1	OM,1M,MA	50-53
LP 77460-B	Plate (trans. oil pressure reg. body separating)	1	OM,1M,MA	50-53
LP 77462-A	Retainer (trans. main oil pressure reg. valve)-cupped-with 7/16" dia. hole x 1-1/8" O.D.	1	OM,1M,MA	50-53
LP 77463-A	Spring (trans. main oil pressure reg. valve)-1-1/8" O.D. x 4-1/16" o/all free length-13 coils	1	OM,1M,MA	50-53
LP 77465-A	Spring (trans. low oil pressure reg. valve)-1 1/16" O.D. x 4-1/16" o/all free length-21 coils	1	OM,1M,MA	50-53
LP 77466-A	Seat (trans. oil pressure reg. valve spring)	1	OM,1M,MA	50-53
LP 77468-A	Tube (trans. compensator pressure oil)-"U" shaped-1/4" O.D.	1	OM,1M,MA	50-53
LP 77469-A	Tube (trans. main pressure oil)-"U" shaped-1/2" O.D.	1	OM,1M,MA	50-53
LP 77470-A	Tube (trans. lubricating oil)-"L" shaped-5/16" O.D.	1	OM,1M,MA	50-53
LP 77472-A	Pan assy (transmission oil)	1	OM,1M,MA	50-52
LP 77472-B	Pan assy (transmission oil)	1	OM,1M,MA	50-53
8L 77483	Plug & gasket assy (trans. oil pan drain)	1	OM,1M,MA	50-52
LP 77483-A	Plug & gasket assy (trans. oil pan drain)	1	OM,1M,MA	50-53
LP 77486-A	Gasket (trans. oil pan)-Cork	1	OM,1M,MA	50-53
LP 77488-A	Screen assy (trans. oil pan)	1	OM,1M,MA	50-53
LP 77492-A	Tube (trans. case oil filler)-1-5/32" O.D. x 1-9/16" long	1	OM,1M,MA	50-53
LP 77502-C	Drum and sun gear assy (brake)-with friction type bearing	1	OM,1M,MA	50-52
LP 77502-D	Drum and sun gear assy (brake)-with needle point bearing	1	OM,1M,MA	50-53

MERCURY

CHASSIS PARTS CATALOGUE

PART NUMBER	CLASS	PART NAME	NO. REQ'D	MODEL	YEAR 19__
Numerical Listing of Chassis Five Digit Part Numbers—Continued					
AB 77503-C		Bracket (clutch pedal bumper)	1	MA	52-53
MA 77505-B		Bracket assy (clutch release equalizer-engine)	1	MA	52-53
1P 77507-D		Bushing (trans. rear clutch sun gear)-front-friction type bearing	1	OM,LM,MA	50-52
1P 77507-E		Bushing (trans. rear clutch sun gear)-front-with needle point bearing	1	OM,LM,MA	50-53
1P 77508-C		Bushing (trans. rear clutch sun gear)-rear-with friction type bearing	1	OM,LM,MA	50-53
1P 77508-D		Bushing (trans. rear clutch sun gear)-rear-with friction type bearing with oil groove	1	OM,LM,MA	50-53
1P 77512-A		Oil seal (trans. rear clutch piston)-inner-Rubber-1-43/64" O.D. x 1-27/64" I.D. x 1/8" thick	1	OM,LM,MA	50-53
1P 77513-A		Oil seal (trans. rear clutch piston)-outer-Rubber-4-3/4" I.D. x 5-1/4" O.D. x 1/8" thick	1	OM,LM,MA	50-53
1P 77514-A		Piston (trans. rear clutch)-Aluminum-5-15/64" O.D. x 1-11/16" I.D. x 45/64" thick-optional with 1P-77514-B	1	OM,LM,MA	50-53
1P 77514-B		Piston (trans. rear clutch)-Cast Iron-5-15/64" O.D. x 1-11/16" I.D. x 45/64" thick-optional with 1P-77514-A	1	OM,LM,MA	50-53
1P 77515-A		Spring (trans. rear clutch piston)-3-3/16" O.D. x 2-5/32" overall free length-3-1/2 coils	1	OM,LM,MA	50-52
1P 77515-B		Spring (trans. rear clutch piston)	1	OM,LM,MA	50-53
1P 77516-A		Seat (trans. rear clutch piston spring)-1-11/16" I.D. x 2-7/8" O.D. x 1/4" wide	1	OM,LM,MA	50-52
1P 77516-B		Seal (trans. rear clutch piston spring)-1-11/16" I.D. x 2-7/8" O.D. x 5/16" wide	1	OM,LM,MA	50-53
1P 77517-A		Snap ring (trans. rear clutch piston spring retainer)-1-9/16" I.D. x 1-7/8" O.D. x 1/16" thick-slotted	1	OM,LM,MA	50-53
1P 77518-A		Plate (trans. rear clutch)-external spline	4	OM,LM,MA	50-53
1P 77519-A		Plate assy (trans. clutch)-internal spline-use in rear clutch	4	OM,LM,MA	50-53
1P 77519-C		Plate assy (trans. clutch)-internal spline-use in front clutch	3	OM,LM,MA	50-53
MA 77521-B		Rod (clutch pedal to release lever)-10-28/32" long	1	MA	52-53
1P 77522-A		Plate (trans. rear clutch pressure)	1	OM,LM,MA	50-53
1P 77523-A		Snap ring (trans. rear clutch plate retainer)-5-9/16" O.D. x .076" thick	1	OM,LM,MA	50-53
1P 77524-A		Washer (trans. rear clutch sun gear counter thrust)-Steel-2-3/8" O.D. with two flat sided hole x 1/8" thick	1	OM,LM,MA	50-53
1P 77525-A		Washer (trans. rear clutch sun gear thrust)-Bronze-1-23/64" I.D. x 2-5/16" O.D. x 1/16" thick-with (4) oil grooves each side	1	OM,LM,MA	50-53
1P 77530-B		Gear assy (trans. front clutch sun)	1	OM,LM,MA	50-52
1P 77530-C		Gear assy (trans. front clutch sun)	1	OM,LM,MA	50-53
MA 77533-B		Spring (clutch pedal lever-assist)-19 coils-6-17/32" long	1	MA	52-53
MA 77537-C		Lever assy (clutch release)-upper	1	MA	52-53

MERCURY

CHASSIS PARTS CATALOGUE

PART NUMBER	PART NAME	NO. REQ'D	MODEL	YEAR 19__
Numerical Listing of Chassis Five Digit Part Numbers—Continued				
LP 77542-A	Oil seal (trans. front clutch sun gear)	2	OM,LM,MA	50-53
LP 77543-B	Oil seal (trans. primary sun gear)-rear-Cast Iron	2	OM,LM,MA	50-53
LP 77545-A	Washer (trans. front clutch sun gear thrust)-frt.-Bronze-1-17/64" I.D. x 1-27/32" O.D. x 1/16" thick -with (6) "VEE" grooves	1	OM,LM,MA	50-53
LP 77547-A	Oil seal (trans. front clutch sun gear)-intermediate-Cast Iron-1-1/8" O.D. x 3/32" thick-slotted	2	OM,LM,MA	50-53
LP 77548-A	Washer (trans. frt. clutch sun gear thrust)-rear-Bronze-1-1/64" & 1-3/32" I.D. x 1-27/32" O.D. x 1/16" thick-with (4) grooves	1	OM,LM,MA	50-53
MA 77552-A	Bearing assy (clutch pedal shaft)-1" O.D. x 3/4" I.D. x 1/2" thick	2	MA	52-53
LP 77556-A	Cyl. (trans. front clutch)-with uniformly drilled oil hole	1	OM,LM	50-51
LP 77556-B	Cyl. (trans. front clutch)-with 5/32" dia. & 5/64" dia. oil hole	1	MA	52-53
LP 77557-A	Oil seal (trans. front clutch piston)-inner-Rubber-1-5/16" I.D. x 1/8" thick	1	OM,LM,MA	50-53
LP 77558-A	Oil seal (trans. front clutch piston)-outer-Rubber-3-7/8" I.D. x 4-13/32" x 1/8" thick	1	OM,LM,MA	50-53
MA 77560-B	Seal (clutch pedal rod thru dash)-Felt-1-3/8" x 1-3/8" x 1/4"	1	MA	52-53
MA 77560-C	Boot (clutch pedal rod thru dash)-Rubber	1	MA	52-53
LP 77562-A	Piston (trans. front clutch)-Aluminum-optional with LP-77562-B	1	OM,LM,MA	50-53
LP 77562-B	Piston (trans. front clutch)-Cast Iron-optional with LP-77562-A	1	OM,LM,MA	50-53
LP 77563-A	Ring (trans. front clutch piston spring pressure)-spring wire-2-13/16" I.D. x 3-1/16" O.D. x 1/8" thick	1	OM,LM,MA	50-53
LP 77565-A	Spring (trans. front clutch piston disc)-5-5/16" O.D. x 5/64" thick-dished	1	OM,LM,MA	50-53
LP 77567-A	Snap ring (trans. front clutch cyl.)-5-19/32" O.D. x 3/32" O.D. x 3/32" thick	2	OM,LM,MA	50-53
LP 77569-A	Plate (trans. frt. clutch pressure)	1	OM,LM,MA	50-53
MA 77570-A	Retainer (clutch pedal rod thru dash boot)	1	MA	52-53
LP 77573-A	Plate (trans. frt. clutch external spline)	2	OM,LM,MA	50-53
LP 77574-A	Hub (trans. front clutch)-20 teeth	1	OM,LM,MA	50-53
MA 77576-B	Retainer (clutch equalizer lubricating)-Felt	1	MA	52-53
LP 77577-A1	Washer (trans. front clutch hub thrust)-Bronze-optional with LP-77577-A2	1	OM,LM,MA	50-53
LP 77577-A2	Washer (trans. front clutch hub thrust)-Plastic-optional with LP-77577-A1	1	OM,LM,MA	50-53
MA 77589-B	Equalizer assy (clutch)	1	MA	52
MA 77589-C	Equalizer assy (clutch)	1	MA	53
LP 77625-A	Cap & oil level indicator assy (oil filler)	1	OM,LM,MA	50-52
AB 77626-A	Indicator assy (trans. oil level)	1	MA	53
LP 77627-A	Seal (trans. oil filler cap)-Rubber-7/16" O.D. x 19/64" I.D.	1	OM,LM,MA	50-53
LP 77630-B	Cap assy (trans. oil filler)	1	OM,LM,MA	50-53
LM 77652	Shield (trans. extension oil seal dirt)-3-23/64" O.D. x 4-7/16" long	1	OM,LM,MA	50-53

MERCURY

CHASSIS PARTS CATALOGUE

PART NUMBER	PART NAME	NO. REQ'D	MODEL	YEAR 19__
AB 77652-A	Shield (trans. extension dust)	1	MA	52-53
1P 77654-A	Baffle (trans. extension oil)	1	OM, LM, MA	50-53
1P-77700-C	Control assy (transmission main)	1	OM, LM, MA	50-53
1P 77709-B	Valve (trans. front pump check)-used with 1P-77451-C	1	OM, LM, MA	50-53
1P 77710-B	Spring (trans. rear pump check valve)-1/2" maximum O.D. x 1" overall length-5-1/2" coils-conical shaped	1	OM, LM, MA	50-53
1P 77712-B	Seat (trans. rear pump check valve)-9/16" O.D. x 3/8" I.D. x 9/32" long	1	OM, LM, MA	50-53
1P 77713-A	Valve (trans. rear pump check)	1	OM, LM, MA	50-53
1P 77715-A	Plate (trans. control valve body separating)	1	OM, LM, MA	50-53
1P 77733-A	Plate (trans. control end body)	1	OM, LM, MA	50-53
1P 77738-C	Spring (trans. low inhibitor valve)-13/32" O.D. x 31/32" overall length	1	OM, LM, MA	50-53
1P 77739-B	Plate (trans. control lower valve body side)	1	OM, LM, MA	50-53
1P 77749-A	Plate (trans. control upper valve body)-rear	1	OM, LM, MA	50-53
1P 77761-A	Spring (trans. throttle valve return)	1	OM, LM, MA	50-53
1P 77763-B	Plate (trans. control upper valve body)-front	1	OM, LM, MA	50-53
1P 77764-A	Valve (trans. control manual)	1	OM, LM, MA	50-53
1P 77820-A	Pump assy (trans. oil)-front	1	OM, LM	50-51
1P 77820-B	Pump assy (trans. oil)-front	1	OM, LM, MA	50-52
1P 77820-D	Pump assy (trans. oil)-front	1	OM, LM, MA	50-53
1P 77836-A	Gasket (trans. front oil pump)-Cork and Rubber composition-5-17/32" I.D. x 5-29/32" O.D. x 1/8" thick	1	OM, LM, MA	50-53
1P 77837-A	Oil seal (trans. front pump)-2-11/16" O.D. x 1/2" wide-with Rubber seal	1	OM, LM, MA	50-53
1P 77850-A	Pump assy (trans. oil)-rear-Aluminum	1	OM, LM, MA	50-53
1P 77850-C	Pump assy (trans. oil)-rear-Cast Iron	1	OM, LM, MA	50-53
1P 77860-B	Cover (trans. rear oil pump)-Phosphate coated	1	OM, LM, MA	50-53
1P 77860-C	Cover (trans. rear oil pump)	1	OM, LM, MA	50-53
1P 77862-A	Gasket (trans. oil pump to case)-Rubber-7" O.D. x 6-13/32" I.D. with (5) bolt holes	1	OM, LM, MA	50-53
1P 77866-A	Tube (trans. rear pump inlet oil)-9/16" O.D. x 5-1/16" long	1	OM, LM, MA	50-53
1P 77868-A	Oil seal (trans. rear pump outlet tube)-Rubber-1/2" I.D. x 1/16" thick	1	OM, LM, MA	50-53
1P 77869-A	Tube (trans. rear pump outlet oil)-9/16" O.D. x 2-27/32" long	1	OM, LM, MA	50-53
1P 77873-A	Oil seal (trans. rear pump inlet tube)-Rubber-9/16" I.D. x 1/16" thick	1	OM, LM, MA	50-53
1P 77881-A	Distributor (trans. clutch & governor oil)	1	OM, LM, MA	50-53
1P 77882-A	Sleeve (trans. clutch & governor oil distributor)	1	OM, LM, MA	50-53
1P 77883-A	Oil seal (trans. oil distributor sleeve)-Cast Iron- 1-1/2" O.D. x 3/16" wide-slotted	4	OM, LM, MA	50-53
1P 77884-A	Tube (trans. oil distributor)-5/16" O.D. x 2-1/2" long	3	OM, LM, MA	50-53
1P 77885-A	Spacer (trans. oil distributor tube)-5/16" I.D. x 1-7/16" long-"U" shaped	1	OM, LM, MA	50-53

MERCURY

CHASSIS PARTS CATALOGUE

PART NUMBER	PART NAME	NO. REQ'D	MODEL	YEAR 19__
Numerical Listing of Chassis Five Digit Part Numbers—Continued				
1M 77979-A	Cover assy (converter hsg. lower access)-5" long x 2-7/8" wide	1	OM,1M	50-51
1M 77979-B	Cover assy (converter hsg. lower access)-5" long x 2-1/2" wide	1	MA	52-53
1P 77982-B	Support assy (trans. converter stator)	1	OM,1M,MA	50-53
B 82060	Spring (support to radiator support bracket)	1	MA	52-53
1M 88248	Seal (radiator grille opening)-fender apron	2	1M	51
BC 88294-A	Seal (radiator splash shield front)-4" long	3	MA	52-53
OCM 88502-A	Pump assy (water)-RH-less pulley	1	OM,OM,1M	49-51
OCM 88503-A	Pump assy (water)-LH-less pulley	1	OM,OM,1M	49-51
MA 99048-B	Tube assy (fuel tank vent)-upper-19-1/2" formed length	1	MA except 79	52-53
MA 99053-A	Bracket (fuel tank vent tube)	1	MA except 79	52-53
BC 99068-A	Grommet (fuel tank vent pipe)-in filler neck well	1	MA except 79	52-53
7RA 99355	Plate (vacuum pump cover)	1	OM,OM,1M	49-51
7RA 99359	Seat (vacuum pump diaphragm spring)	1	OM,OM,1M	49-51
8CM 99360	Kit (fuel pump strainer)	1	OM,OM,1M,MA	49-52
7RA 99361	Plate (vacuum pump valve retainer)	1	OM,OM,1M	49-51
7RA 99366	Retainer (vacuum pump screen)	1	OM,OM,1M	49-51
7RA 99367	Gasket (vacuum pump cover plate)	1	OM,OM,1M	49-51
1BA 99367-A	Gasket (vacuum pump valve to body)	3	1M,MA	51-53
7RA 99368	Screen (vacuum pump)	1	OM,OM,1M	49-51
7RA 99380	Link (vacuum pump rocker arm)-R.H.	1	OM,OM,1M	49-51
1BA 99380-A	Link (vacuum pump rocker arm)-R.H.	1	1M,MA	51-53
7RA 99381	Link (vacuum pump rocker arm)-L.H.	1	OM,OM,1M	49-51
1BA 99381-A	Link (vacuum pump rocker arm)-L.H.	1	1M,MA	51-53
7RA 99385	Body assy (vacuum pump)	1	OM,OM,1M	49-51
1CM 99385-A	Body assy (vacuum pump)	1	1M,MA	51-53
EAB 99385-A	Body assy (vacuum pump)	1	OM,OM,1M,MA	49-53
7RA 99390	Diaphragm assy (vacuum pump)	1	OM,OM,1M	49-51
1BA 99390-A	Diaphragm assy (vacuum pump)	1	1M,MA	51-53
8CM 99392	Tube (vacuum pump to manifold)-4-1/4" to 4-3/4" overall length	1	OM,OM,1M,MA	49-53
7RA 99396	Spring (vacuum pump diaphragm)	1	OM,OM,1M,MA	49-53
1CM 99522	Screen and retainer assy (carburetor filter)	1	OM,OM,1M,MA	49-53
8CM 99523	Piston assy (carburetor automatic choke)	1	OM,OM,1M	49-51
EAC 99523-A	Piston assy (carb. automatic choke)	1	MA	52-53

* Numerical List of Standard Parts

PART NUMBER	PART NAME	PART NUMBER	PART NAME
20216-S2	7/16"-14 x 1-7/8" Hex.head bolt	24346-S7	5/16"-18 x 3/4" Hex. head bolt-pointed
20246-S8	7/16"-14 x 2-1/2" Hex.head bolt	24369-S8	3/8"-24 x 7/8" Hex head bolt
20301-S8	1/4"-20 x 3/8" Hex head bolt	24347-S8	5/16"-24 x 3/4" Hex.head bolt-pointed
20310-S8	5/16"-18 x 1/2" Hex. head bolt	24348-S8	3/8"-16 x 3/4" Hex. head bolt-pointed
20319-S7	5/16"-24 x 9/16" Hex.head bolt	24349-S7	3/8"-24 x 3/4" Hex.head bolt-pointed
20326-S7	5/16"-18 x 5/8" Hex.head bolt	24386-S8	5/16"-18 x 1" Hex. head bolt-pointed
20328-S	3/8"-16 x 5/8" Hex.head bolt	24387-S7	5/16"-24 x 1" Hex. head bolt-pointed
20384-S2	1/4"-20 x 1" Hex head bolt	24388-S8	3/8"-16 x 1" Hex. head bolt-pointed
20390-S2	7/16" x 14 x 1" Hex head bolt	24389-S8	3/8"-24 x 1" Hex. head bolt-pointed
20392-S	1/2"-13 x 1" Hex.head bolt	24391-S7	7/16"-20 x 1" Hex.head bolt-pointed
20409-S8	3/8"-24 x 1-1/8" Hex head bolt	24404-S7	1/4"-20 x 1-1/8" Hex.head bolt-pointed
20410-S8	7/16"-14 x 1-1/8" Hex.head bolt	24426-S8	5/16"-18 x 1-1/4" Hex.head bolt-pointed
20411-S7	7/16"-20 x 1-1/8" Hex.head bolt	24427-S7	5/16"-24 x 1-1/4" Hex.head bolt-pointed
20427-S8	5/16"-24 x 1-1/4" Hex. head bolt	24428-S8	3/8"-16 x 1-1/4" Hex. head bolt-pointed
20446-S8	5/16"-18 x 1-3/8" Hex head bolt	24429-S7	3/8"-24 x 1-1/4" Hex. head bolt-pointed
20450-S	7/16"-14 x 1-3/8" Hex head bolt	24430-S8	7/16"-14 x 1-1/4" Hex.head bolt-pointed
20470-S8	7/16"-14 x 1-1/2" Hex. head bolt	24433-S7	1/2"-20 x 1-1/4" Hex. head bolt-pointed
20489-S2	3/8"-24 x 1-5/8" Hex head bolt	24446-S7	5/16"-18 x 1-1/2" Hex head bolt
20491-S7	7/16"-20 x 1-5/8" Hex. head bolt		
20506-S7	3/8"-16 x 1-3/4" Hex. head bolt	24448-S8	3/8"-16 x 1-3/8" Hex head bolt
20514-S7	3/8"-16 x 1-7/8" Hex.head bolt	24466-S7	5/16"-18 x 1-1/2" Hex. head bolt-pointed
20523-S	3/8"-24 x 2" Hex head bolt	24468-S8	3/8"-16 x 1-1/2" Hex. head bolt-pointed
20530-S	7/16"-14 x 2-1/8" Hex head bolt	24469-S7	3/8"-24 x 1-1/2" Hex. head bolt-pointed
20559-S2	1/2"-20 x 3-1/4" Hex.head bolt	24473-S7	1/2"-20 x 1-1/2" Hex.head bolt-pointed
20657-S	5/8"-18 x 1-1/8" Hex.head bolt	24511-S7	1/2"-20 x 1-3/4" Hex.head bolt-pointed
20702-S	5/8"-18 x 1-7/16" Hex.head bolt	24521-S7	5/6"-32 x 1-7/8" Hex head bolt
21074-S8	5/8"-18 x 2-1/8" Hex. head bolt-pointed	24527-S8	1/2"-20 x 2" Hex head bolt
21481-S2	1/4"-20 x 1-3/4" Hex.head bolt	24533-S8B	1/2"-20 x 2-1/8" Hex.head bolt-pointed
21529-S	1/4"-20 x 2-1/2" Hex. head bolt-wire size body	24665-S2	1/4"-20 x 3/4" Flat head machine screw
21566-S7	3/8"-24 x 3-1/4" Hex.head bolt-wire size body	25019-S8	7/16"-14 x 3-3/4" Hex. head bolt-wire size body
21590-S8	3/8"-24 x 4" Hex. hd bolt-wire size body	25231-S7	No. 10-32 x 1/2" Flat head machine screw
21837-S2	1/2"-20 x 4-1/2" Hex head bolt	25307-S8B	3/8"-24 x 1-1/8" Flat head machine bolt
22064-S8	1/2" x 20 x 4-1/4" Hex head bolt	26148-S	5/16"-18" x 3/8" Round head machine bolt
22527-S2	7/16"-14 x 1-1/8" Hex.head bolt-drilled hd	26451-S7	No. 6-32 x 3/16" Round head machine screw
22994-S8	1/4"-20 x 7/8" Square head bolt	26455-S8	No. 4-40 x 1/4" Round head machine screw
23017-S16	5/16"-18 x 1-1/4" Square head bolt	26456-S13	No. 6-32 x 1/4" Round hd machine screw
23356-S7	1/4"-20 x 9/16" Round hd carriage bolt	26457-S7	No. 8-32 x 1/4" Round head machine screw
23376-S	1/4"-20 x 3/4" Round head carriage bolt	26462-S7	No. 8-32 x 5/16" Round head machine screw
23391-S2	1/4"-20 x 7/8" Round head carriage bolt	26466-S6	No. 6-32 x 3/8" Round head machine screw
23394-S13	5/16"-24 x 4-7/8" Round hd carriage bolt	26479-S7	No. 6-32 x 1/2" Round head machine screw
23406-S8	1/4"-20 x 1" Round head bolt	26498-S7	No. 12-24 x 5/8" Round head machine screw
23426-S8	3/8"-24 x 1-1/8" Round head carriage bolt	26515-S13	1/4"-20 x 3/4" Round head bolt
23439-S7	5/16"-24 x 1-1/4" Round head carriage bolt	27068-S7	No. 10-32 x 3/8" Round head machine screw
23440-S8	3/8"-16 x 1-1/4" Round head carriage bolt	27081-S8	No. 10-32 x 1/2" Round head machine screw
23441-S7	3/8"-24 x 1-1/4" Round head carriage bolt	27083-S2	1/4"-28 x 1/2" Round head machine screw
23475-S8	1/2"-20 x 1-1/2" Round hd carriage bolt	27097-S2	No. 10-32 x 5/8" Round head machine screw
23505-S8	1/2"-20 x 1-3/4" Round hd carriage screw	27099-S7	1/4"-28 x 5/8" Round head machine bolt
23535-S7	1/2"-20 x 2-1/4" Round hd carriage bolt	27145-S13	No. 10-32 x 1" Round head machine screw
23901-S4	1/4"-20 x 5/8" Round head carriage bolt	27161-S	No. 10-32 Round head screw
24308-S7	1/4"-20 x 1/2" Hex.head bolt-pointed	27177-S7	No. 10-32 x 1-1/2" Round hd. mach. screw
24309-S8	1/4"-28 x 1/2" Hex. head bolt-pointed	27687-S	No. 8-32 x 3/16" Rd hd mach screw (Brass)
24311-S8	5/16"-24 x 1/2" Hex.head bolt-pointed	29546-S13	No. 6-32 x 5/16" Oval hd mach screw (Brass)
24324-S7	1/4"-20 x 5/8" Hex.head bolt-pointed	30047-S13	1/4"-20 x 3/4" Oval head bolt
24325-S8	1/4"-28 x 5/8" Hex.head bolt-pointed	30084-S13	No.8-32 x 1-1/8" Oval head machine screw - pointed
24327-S7	5/16"-24 x 5/8" Hex.head bolt-pointed	30178-S6	No. 8-32 x 5/8" Oval head screw
24328-S8	3/8"-16 x 5/8" Hex head bolt	31061-S8	No. 8-32 x 1/2" Fillister hd. mach. screw
24344-S7	1/4"-20 x 3/4" Hex.head bolt-pointed	31064-S7	1/4"-20 x 1/2" Hex head bolt
24345-S8	1/4"-28 x 3/4" Hex.head bolt-pointed	31077-S8	No. 8-32 x 5/8" Fillister hd. mach. screw

* For additional information refer to Lincoln-Mercury Standard Parts Catalogue Form LM-3733

CHASSIS PARTS CATALOGUE

*Numerical List of Standard Parts—Continued

PART NUMBER	PART NAME	PART NUMBER	PART NAME
31079-S7	No. 12-24 x 5/8" Fillister hd. mach. screw	34081-S7	1/4"-28 Hex common nut
31128-S	1/4"-20 x 1" Fill head machine screw	34109-S7	5/16"-24 Square nut
31304-S8	No. 8-32 x 1/4" Fill head machine screw	34129-S2	1/4"-20 Square nut
31477-S2	No. 14-10 x 1/2" Pan hd self tap screw	34141-S7	No. 10-32 Square nut
31498-S8	No. 14-10 x 5/8" Hex washer head self tapping screw	34144-S8	5/16"-24 Square head nut
31527-S7	No. 14-14 x 1/2" Hex.washer head self tapping screw	34369-S7-8	3/8"-16 Hex nut
31598-S	1/4"-28 x 3/8" Fillister hd mach screw	34370-S8	3/8"-24 Free running locknut
31628-S7	No. 10-32 x 5/8" Fillister hd. mach. screw	34372-S7	7/16"-20 Free running locknut
32859-S13	No. 10-12 x 1/2" Round hd self tap screw	34390-S7	1/4"-20 Free running locknut
32873-S8	No. 10-12 x 3/4" Round head self tap.screw	34392-S7	5/16"-18 Free running locknut
32884-S13	No. 10-12 x 1" Round head screw	34393-S7	5/16"-24 Free running locknut
32914-S8	No. 6-18 x 3/8" Pan head self tap. screw	34394-S7	3/8"-16 Free running locknut
32916-S8	No. 8-15 x 3/8" Pan head self tap. screw	34395-S7	3/8"-24 Free running locknut
32917-S7	No. 10-12 x 3/8" Pan head self tap. screw	34397-S7	7/16"-20 Free running locknut
32923-S7	No. 8-15 x 1/2" Pan head self tap screw	34399-S8	1/2"-20 Free running locknut
32924-S7	No. 10-12 x 1/2" Pan head self tap screw	34420-S8	3/8"-24 Prevailing torque locknut
32926-S7	No. 4-24 x 3/8" Pan head self tap. screw	34424-S7	1/2"-20 Prevailing torque locknut
32938-S7	No. 10-12 x 3/4" Pan head self tap. screw	34443-S7	5/16"-24 Prevailing torque locknut
32944-S2	No. 10-12 x 7/8" Pan head self tap screw	34445-S7	3/8"-24 Prevailing torque locknut
32946-S7	No. 14-10 x 7/8" Pan hd self tap screw	34447-S2	7/16"-20 Prevailing torque locknut
32948-S2	No. 8-15 x 1" Pan hd self tap screw	34449-S7	1/2"-20 Prevailing torque locknut
32996-S13	No. 10-12 x 5/8" Oval head screw	34451-S	9/16"-18 Prevailing torque locknut
33104-S8	No. 8-18 x 1/4" Round hd self tap screw	34701-S23	No. 6 Flat washer
33167-S8	No. 6-20 x 1/4" Pan head screw	34702-S8	No. 8 Flat washer
33170-S7	No. 10-16 x 1/4" Pan hd self tap screw	34740-S8	No. 4 Flat washer
33181-S7	No. 6-20 x 1/2" Pan hd self tap screw	34761-S7	5/8" (3/32" x 1-5/16") Flat washer
33444-S2	No. 10-16 x 1/2" Pan hd self tap screw	34800-S7	No.4 Lockwasher
33795-S7	1/4"-20 Hex regular nut	34801-S7	No. 6 Lockwasher-medium
33796-S7	1/4"-28 Hex regular nut	34802-S7	No. 8 Lockwasher-medium
33797-S7	5/16"-18 Hex regular nut	34803-S7	No. 10 Lockwasher-medium
33797-S16	5/16"-18 Hex regular nut	34804-S8	No. 12 Lockwasher-medium
33798-S8	5/16"-24 Hex regular nut	34805-S8	1/4" Lockwasher-medium
33799-S7	3/8"-16 Hex regular nut	34806-S7	5/16" Lockwasher-medium
33800-S8	3/8"-24 Hex regular nut	34807-S2	3/8" Lockwasher-medium
33801-S8	7/16"-14 Hex. nut-regular	34808-S8	7/16" Lockwasher-medium
33802-S8	7/16"-20 Hex regular nut (Steel)	34809-S8	1/2" Lockwasher-medium
33816-S	7/16"-20 Hex regular nut (Brass)	34811-S2	5/8" Lockwasher-medium
33846-S8	1/2"-20 Hex regular nut	34814-S	7/8" Lockwasher-medium
33850-S2	5/8"-18 Hex regular nut	34822-S7	No. 8 Lockwasher-light
33880-S8	3/8"-24 Hex nut	34823-S2	No. 10 Lockwasher-light
33897-S8	3/8"-16 Wing nut	34825-S8	1/4" Lockwasher-light
33907-S8	1/4"-28 Hex head nut	34826-S7	5/16" Lockwasher-light
33920-S	1/4"-20 Hex check nut	34827-S2	3/8" Lockwasher-light
33921-S13	1/4"-28 Hex nut	34828-S7	7/16" Lockwasher-light
33922-S2	5/16"-18 Hex check nut	34829-S2	1/2" Lockwasher-light
33923-S7	5/16"-24 Hex check nut	34830-S	9/16" Lockwasher-light
33924-S7	3/8"-16 Hex nut	34846-S2	5/16" Lockwasher-heavy
33925-S7	5/16"-24 Hex check nut	34848-S8	7/16" Lockwasher
33927-S7	7/16"-20 Hex check nut	34849-S2	1/2" Lockwasher-heavy
33929-S7	1/2"-20 Hex check nut	34851-S7	5/8" Lockwasher-heavy
34032-S7	1/2"-20 Castle nut	34862-S7	No. 8 Finishing washer flush countersunk
34051-S7	No. 6-32 Hex common nut	34876-S7	5/16" Lockwasher
34052-S7	No. 8-32 Hex common nut	34901-S7	No. 6 Internal tooth lockwasher
34053-S8	No. 10-24 Hex. common nut	34902-S8	No.8 Internal tooth lockwasher
34054-S8	No. 12-24 Hex common nut	34903-S8	No. 10 Internal tooth lockwasher
34079-S7	No. 10-32 Hex common nut	34905-S7	1/4" Internal tooth lockwasher
		34906-S7	5/16" Internal tooth lockwasher
		34907-S7	3/8" Internal tooth lockwasher

* For additional information refer to Lincoln-Mercury Standard Parts Catalogue Form IM-3733

CHASSIS PARTS CATALOGUE

*Numerical List of Standard Parts—Continued

PART NUMBER	PART NAME	PART NUMBER	PART NAME
34908-S2	7/16" Internal tooth lockwasher	42615-S8	No.12-14x5/8" Hex.washer hd self tap screw
34909-S7	1/2" Internal tooth lockwasher	42649-S7	No. 8-32 x 3/8" Rd hd screw & L/W assy
34910-S2	9/16" Internal tooth lockwasher	42650-S7	No. 10-32 x 3/8" Rd hd screw & L/W assy
34913-S	3/4" Internal tooth lockwasher	42654-S8	No. 10-32 x 1/2" Hex head screw & washer
34922-S	1/2" Internal tooth lockwasher	42672-S8	No. 10-32 x 3/8" Fill hd screw & L/W assy
34936-S8	No. 4 External tooth lockwasher	42720-S8	No. 8-32 x 1/4" Hex.hd screw & L/W assy
34937-S7	No. 6 External tooth lockwasher	42728-S8	No. 10-32 x 1/2" Hex.hd screw & L/W assy
34938-S8	No. 8 External tooth lockwasher	42749-S8	1/4"-28 x 3/8" Hex.hd bolt & L/W assy
34940-S2	1/4" External tooth lockwasher	42802-S8	No. 10-32 x 3/8" Pan hd screw & L/W assy
34941-S7	5/16" External tooth lockwasher	42847-S8	5/16"-18 x 1" Hex.hd bolt & L/W assy
34943	7/16" External tooth washer	42904-S8	1/4"-28 x 5/8" Hex.hd bolt & L/W assy
34944-S2	1/2" External tooth lockwasher	42905-S8	5/16"-24 x 3/4" Hex.hd bolt & L/W assy
34954-S7	No. 14 External countersunk-tooth L/W	42906-S8	1/4"-20 x 3/4" Hex.hd bolt & L/W assy
36799-S7	No. 8-32 x 3/8" Rd hd mach screw-pointed	42907-S8	1/4"-28 x 1/2" Hex.hd screw & L/W assy
36888-S2	No. 10-32 x 7/8" Round head screw	43018-S	3/8"-24 x 7/8" Hex. hd self locking bolt
37611-S7	No. 8-32 x 1/4" Fillister head machine screw-pointed	43098-S	1/2"-13 x 2-1/8" Hex. hd self locking bolt
37643-S7	No. 6-32 x 7/16" Fillister head machine screw-pointed	43243-S8	No. 8-32 x 3/4" Pan hd screw & L/W assy
38018-S	No. 8-32x 5/16" Fill hd mach screw-pointed	43260-S8	1/4"-20 x 1/2" Hex head bolt & lockwasher
38176-S7	No. 6-32 x 1/4" Pan head machine screw	43261-S7	1/4"-20 x 7/8" Hex.hd bolt & L/W assy
38193-S2	No. 10-32 x 7/16" Pan head machine screw	43262-S8	5/16"-24 x 7/8" Fill hd bolt & L/W assy
38228-S2	1/4"-20 x 5/8" Pan head screw	43263-S8	5/16"-20 x 5/8" Hex. head bolt & L/W assy
39016-S7	No. 8-32x 5/16" Pan hd mach screw-pointed	43264-S8	5/16"-24 x 7/8" Hex.hd bolt & L/W assy
39031-S8	No. 8-32 x 3/8" Pan head screw	44707-S8	No. 6 (3/64" x 3/8") Flat washer
39050-S8	1/4"-20 x 1/2" Pan hd mach bolt-pointed	44709-S8	No. 7 Flat washer
39069-S13	No. 8-32 x 5/8" Pan hd mach screw-pointed	44710-S8	No. 8 (3/64" x 7/16") Flat washer
39075-S8	5/16"-24 x 5/8" Pan hd mach bolt-pointed	44713-S8	No. 10 (3/64" x 1/2") Flat washer
39094-S8	1/4"-20 x 3/4" Pan head machine screw	44716-S8	No. 10 (3/64" x 9/16") Flat washer
39881-S7	1/4"-20 x 1/2" Hex washer head self tapping screw	44719-S8	1/4" (1/16" x 5/8") Flat washer
39894-S8	1/4"-20 x 5/8" Hex washer head self tapping screw	44720-S	1/4" (1/16" x 3/4") Flat washer
40156-S8	5/16"-18 x 5/8" Hex. head self tap screw	44722-S8	5/16" (1/16" x 11/16") Flat washer
40542-S8	No. 10-32 x 5/8" Pan head self tap. screw	44723-S8	5/16" (1/16" x 3/4") Flat washer
40921-S8	1/4"-20x 1/2" Hex.washer hd self tap screw	44724-S8	5/16" (3/32" x 7/8") Flat washer
40923-S2	5/16"-18 x 1/2" Self tapping screw	44725-S8	5/16" Flat washer
40969-S8	No. 8-32 x 1" Hex.washer hd self tap screw	44726-S8	3/8" (1/16" x 13/16") Flat washer
40995-S8	No.8-32x1-1/2" Hex.washer hd self tap screw	44728-S8	3/8" (3/32" x 1") Flat washer
41036-S8	No. 10-32 x 3/8" Hex head self tap. screw	44730-S8	7/16" (21/32" x 59/64") Flat washer
41178-S8	No. 10-24 x 1/2" Hex head screw	44731-S8	7/16" (1/16" x 1-1/4") Flat washer
41281-S8	No. 8-32 x 1/4" Fill hd self tap screw	44734-S8	1/2" (3/32" x 1-1/16") Flat washer
41294-S8	No. 8-32 x 3/8" Fill hd self tap screw	44743-S8	5/8" (9/64" x 1-1/2") Flat washer
41541-S8	No. 8-32 x 1/4" Pan head screw	44815-S	No. 12 Flat washer
41554-S7	No. 8-32 x 3/8" Pan head self tap screw	45031-S	3/32" (15/64" x 29/64") Spring nut
41800-S8	No. 6-32 x 1/4" Flat hd self tap. screw	45186-S8	No. 10-12 Spring nut
41999-S8	No. 8-15 x 3/8" Hex head screw	45218-S8	3/8"-24 (9/64" x 9/16") Hex.stamped nut
42000-S8	No. 10-12 x 3/8" Hex head self tap. screw	45246-S8	No. 8-32 Stamped nut
42007-S8	No. 10-12 x 1/2" Hex.head self tap. screw	50013-S13	No. 10-32 x 1/2" Cross recessed flat head machine screw
42014-S8	No. 10-12 x 5/8" Hex.head self tap. screw	50042-S8	No. 10-32 x 7/8" Cross recessed flat head screw-pointed
42021-S7	No. 10-12 x 3/4" Hex.head self tap. screw	50066-S8	3/8"-16 x 1-1/4" Flat head bolt
42023-S7	No. 14-10 x 3/4" Hex head screw	50171-S8	5/16"-24 x 3/4" Fillister head screw
42032-S8	No. 10-12 x 1" Hex.head self tap. screw	50216-S8	5/16"-18 x 1-3/4" Cross recessed fillister head machine screw
42037-S8	No. 10-12 x 1-1/4" Hex-hd self tap. screw	50286-S13	No. 8-32 x 3/4" Round head self tap. screw
42134-S8	No.10-12x5/8" Hex.washer hd self tap screw	50387-S13	No. 8-32 x 3/8" Oval head screw
42143-S8	No. 10-14 x 3/4" Hex washer head screw	50386-S13	No. 6-32 x 3/8" Cross recessed oval head screw
42154-S8	No. 14-10 x 1" Hex.head self tap. screw	50399-S2	No. 10-32 x 1/2" Cross recessed oval head screw
42360-S7	No.10-16x3/8" Hex.washer hd self tap screw		

* For additional information refer to Lincoln-Mercury Standard Parts Catalogue Form LM-3733

CHASSIS PARTS CATALOGUE

*Numerical List of Standard Parts—Continued

PART NUMBER	PART NAME	PART NUMBER	PART NAME
50438-S13	No. 8-32 x 1" Cross recessed oval head machine screw	65072-S	3/8" x 1-1/4" Round head pointed rivet
50507-S2	No. 8-32 x 3/8" Pan head screw	72000-S7	1/16" x 3/8" Cotter pin
50517-S13	1/4"-20 x 1/2" Cross recessed pan head machine screw	72003-S7	1/16" x 1/2" Cotter pin
50526-S8	No. 12-24 x 5/8" Pan head screw	72004-S	3/32" x 1/2" Cotter pin
50530-S2	5/16"-24 x 5/8" Cross recessed pan head machine screw	72010-S2	1/8" x 5/8" Cotter pin
50568-S8	5/16"-18 x 1-1/4" Pan head bolt	72015-S	1/16" x 5/8" Cotter pin
50629-S8	No. 8-32 x 3/8" Round head screw & washer	72016-S8	3/32" x 3/4" Cotter pin
50745-S7	No. 10-32 x 3/8" Cross recessed fillister head screw and lockwasher assy	72017-S	1/8" x 3/4" Cotter pin
50748-S8	1/4"-28 x 3/8" Cross recessed fillister head bolt and lockwasher assy	72026-S	1/8" x 7/8" Cotter pin
50804-S8	No. 10-32 x 3/8" Cross recessed pan head screw and lockwasher assy	72035-S7	1/8" x 1" Cotter pin
50929-S8	No. 8-32 x 1/2" Cross recessed fillister head screw and lockwasher assy	72038-S	7/32" x 1" Cotter pin
50941-S8	1/4"-28 x 5/8" Cross recessed fillister hd bolt and lockwasher assy	72053-S	1/8" x 1/4" Cotter pin
50969-S8	1/4"-28 x 1-1/8" Cross recessed fillister head bolt and lockwasher assy	72054-S	5/32" x 1-1/4" Cotter pin
50998-S8	No. 10-32 x 5/8" Pan head screw & washer	72070-S	3/32" x 1-1/2" Cotter pin
51246-S8	No. 10-24 x 3/8" Round head screw	72857-S	Pin
51567-S8	No. 12-24 x 1/2" Fillister head screw	73746-S	5/32" x 1-1/8" Taper pin
51554-S32	No. 6-32 x 3/8" Cross recessed fillister her' self tapping screw-slotted end	73757-S	5/32" x 1-1/4" Taper pin
52023-S8	No. 10-12 x 3/8" Cross recessed flat head self tapping screw	73861-S	5/16" x 5/8" Clevis pin
52166-S8	No. 6-18 x 3/8" Cross recessed round head self tapping screw	73864-S8	3/16" x 11/16" Clevis pin
52342-S13	No. 6-18 x 1/2" Cross recessed oval head self tapping screw	73877-S7	1/4" x 25/32" Clevis pin
52344-S2	No. 8-15 x 1/2" Oval head screw	73880-S8	5/16" x 13/16" Clevis pin
52358-S23	No. 6-18 x 3/4" Cross recessed oval head self tapping screw	73896-S7	5/16" x 15/16" Clevis pin
52382-S13	No. 8-15 x 1-1/4" Oval head screw	73911-S7	5/16" x 1-1/16" Clevis pin
52720-S8	No. 8-15 x 3/8" Cross recessed pan head self tapping screw	73934-S7	3/8" x 1-1/4" Clevis pin
52721-S8	No. 10-12 x 3/8" Cross recessed pan head self tapping screw	74121-S	1-1/4" Expansion plug
52726-S8	No. 8-15 x 1/2" Cross recessed pan head self tapping screw	74142-S	1/2" dia. x 1/8" Woodruff key
52727-S8	No. 10-12 x 1/2" Cross recessed pan head self tapping screw	74144-S	No. 5 Woodruff key
52743-S8	No. 10-12 x 3/4" Pan head screw	74153-S	1/4" x 1" Woodruff key
52788-S8	No. 12-14 x 1/2" Pan head screw	74172-S	1/8" x 1/2" Woodruff key
52805-S7	No. 14-14 x 3/4" Cross recessed pan head self tapping screw	74175-S	5/32" x 5/8" Woodruff key
60108-S	5/16" x 3/4" Fillister head rivet	74202-S	13/64" Button plug
61465-S	1/8" x 11/16" Solid button head rivet	74246-S8	15/16" Button plug
61489-S	1/8" x 13/16" Button head rivet	74274-S	1/4" Spring retainer
62316-S2	1/4" x 5/16" Flat head rivet	74275-S	5/16" Spring retainer
63329-S12	3/16" x 3/8" Oval hd tubular rivet	76015-S8	5/16" x 1-3/8" Clevis pin
63359-S7	3/16" x 1/2" Oval head tubular rivet	87675-S	1/2"-14 Filler pipe plug
65041-S	5/16" x 3/4" Round head pointed rivet	87708-S	1/8"-27 Headless socket pipe plug
65042-S	5/16" x 13/16" Round head pointed rivet	87709-S	1/4"-18 Socket head pipe plug
65043-S	5/16" x 7/8" Round head pointed rivet	87809-S	3/8"-18 Square countersunk pipe plug
65044-S	5/16" x 15/16" Round head pointed rivet	87801-S8	1/8" Lubricator fitting
65071-S	3/8" x 1-3/16" Round head pointed rivet	87907-S8	1/4"-28 x 1/2" Lubricator fitting
		87914-S8	1/8"-27 x 3/4" Lubricator fitting
		87918-S8	1/4"-27 x 7/8" Lubricator fitting
		87922-S8	1/4"-28 x 31/32" Lubricator fitting
		87924-S8	1/4"-28 x 3/4" Lubricator fitting
		87971-S	1/8"-27 & 7/16"-24 Connection
		88351-S8	5/16"-18 and 5/16"-24 x 7/8" Stud
		88380-S7	3/8"-20 and 3/8"-28 x 1-3/8" Stud
		88393-S	7/16"-20 and 7/16"-14 x 1-1/2" Stud
		88448-S	7/16"-14 & 7/16"-20 x 2-3/16" Stud
		88453-S	7/16"-20 & 7/16"-14 x 2-1/4" Stud
		88473-S	7/16"-14 & 7/16"-20 x 2-1/2" Stud screw
		88513-S	7/16"-14 & 7/16"-20 x 3" Stud screw
		89059-S	5/16"-18 and 5/16"-24 x 1-1/16" Stud
		89076-S	5/16"-24 and 5/16"-18 x 1-5/16" Stud
		89733-S13	No. 10-32 x 1/4" Headless set screw
		89735-S18	No. 12-28 x 1/4" Headless set screw
		92031-S13	No. 2 x 3/16" Screw
		95803-S8	Clip
		97011-S7	1/4"-28 x 2" Clevis

*Numerical List of Special Bolts, Pins, Washers, etc.

PART NUMBER	PART NAME	PART NUMBER	PART NAME
350002-S8	No. 10-24 x 7/16" Slotted hex.head screw	351256-S7	No. 10 (1/32" x 3/8") Flat washer
350018-S2	3/8"-24 x 1" Hex.head bolt	351270-B8	No. 10 Flat washer (lead)
350022-S8B	No. 5-40 x 5/8" Fillister head screw and lockwasher assy	351278-S8	7/32" I.D. Flat washer
350032-S	No. 10-32 x 27/32" Terminal screw	351291-S7	No. 10 (3/64" x 7/16") Flat washer
350083-S13	No. 8-32 x 5/8" Oval head self tap. screw	351341-S7	21/64" (1/64" x 5/8") Spring washer
350189-S8	1/4"-28 x 3/8" Pan hd screw and L/W assy	351355-S	5/8" (3/64" x 5/8") Flat washer
350190-S8	No. 10-24 x 1/2" Round head carriage bolt	351360-S7	5/16" (1/32" x 3/4") Flat washer
350209-S2	5/16"-10 Hex head bolt	351377-S7	3/8" Flat washer
350211-S	5/16"-18 x 7/16" Hex hd self locking bolt	351467-S	3/8" (25/32" x 1/64") Spring washer
350308-S	1/4"-28 x 7/16" Hex.head bolt	351496-S	5/8" (43/64" x 63/64") Lockwasher
350363-S7	1/4" x 1-27/64" Clevis pin	351498-S	9/16" x 1" x 3/32" Plain washer
350389-S2	5/16"-18 x 2-5/8" Spec. head bolt	351509-S7	5/8" (3/16" x 1-7/68") Lockwasher
350400-S	5/16"-24 x 39/64" Hex.head bolt	351529-S	3/4" Flat washer
350477-S2	5/16"-24 x 5/8" Round hd carriage bolt	351536-S7	3/4" (3/32" x 1-1/8") Flat washer
350479-S2	5/16"-10 x 5/8" Hex.head bolt	351538-S7	3/4" (3/32" x 1-3/8") Flat washer
350479-S8	5/16"-10 x 5/8" Hex.head bolt	351560-S7	3/4" Spring washer
350508-S7	3/8"-24 x 3/4" Hex head drilled bolt	351581-S2	41/64" (3/64" x 1-1/8") Flat washer
350530-S8B	5/16"-18 x 1-1/16" Round hd shoulder bolt	351588-S	3/4" Flat washer
350549-S8	3/8"-16 x 2-7/8" Hex head bolt	351597-S	1-1/8" (1/16" x 1-3/8") Copper gasket
350634-S	3/8"-24 x 1-1/8" Hex head bolt	351600-S8	No. 12 Cup washer
350670-S8	7/16"-20 x 7/8" Hex.head bolt	351601-S8	1/4" Cup washer
350672-S	3/8"-24 x 15/16" Hex. head bolt	351629-S28-A2P	No. 6 x 1/2" Binding head drive nail
350684-S	7/16"-20 x 5/8" Hex.head bolt	351640-S32	9/32" Round spring nut
350696-S	3/8"-16 x 1-3/8" Headless set screw	351656-S2	5/16"-24 x 3-1/4" Special head bolt
350710-S7	7/16"-20 (7/16" x 11/16") Hex.nut	351682-S32	1-9/16" Round spring nut
350721-S8	1/2"-20 x 3-1/4" Hex.head shoulder bolt	351704-S32	1-29/32" Clip-electric wiring
350781-S8	7/16"-20 x 4-1/4" Hex.head bolt-pointed	351724-S2	5/16"-10 x 3/4" Hex head bolt
350785-SA	7/64" (21/64" x 1/2") Spring nut-flat type	351734-S8	1/4-20 x 5/8" Fillister head shoulder bolt
350787-AS	5/32" (3/8" x 9/16") Spring nut-flat type	351939-S	Rivet
350790-S7	9/16"-18 x 1-27/32" Hex.head bolt	352168-S	9/16" 23/64" Bumper
350791-S	3/8"-24 x 3/4" Hex hd shoulder bolt	352200-S	3/64" x 3/8" Cotter pin
350800-S8	No. 4-36 (7/64" x 1/4") Hex.nut	352262-S8	Clip
350811-S7	7/16"-20 x 1-3/8" Hex.head bolt	352285-S	1-1/2" Dia. Plug button
350816-S	7/16"-20 x 7/8" Hex. head bolt	352301-S8	1/4"-20 x 3/4" Cross recessed pan head bolt and lockwasher assy
350849-S7	No. 10-32 (7/64" x 3/8") Stamped hex.nut	352358-S	9/32" x 61/64" Self locking pin
350860-S	No. 10-32 (1/8" x 3/8") Hex.nut	352396-S32	1" x 1-5/16" x 15/16" Clip-side moulding
350934-S32	No. 10A (1/2" x 1-31/64") Sprng.nut-fl.type	352398-S8	5/8"-18 x 2" Hex head bolt
350945-S32	5/16"-10 (5/8" x 1-3/8") Sprng.nut-"J"shape	352422-S	15/64" (3/64" x 9/16") Flat rubber washer
350983-S	5/8"-18 Hex nut	352423-S	9/16" Rubber bushing
350997-S	5/16"-18 x 9/16" Special hex.head bolt	352424-S	Rubber grommet for 1/2" hole
350999-S	5/16"-18 x 3/4" Special hex.head bolt	352425-S	No. 10-32 x 19/64" Hex.tapped eyelet
351052-S8	1/2"-20 (3/16" x 3/4") Hex.nut	352555-S	1/4" x 1-1/32" Flat head pin
351059-S	1/2"-20 (7/16" x 3/4") Slotted hex.nut	352581-S7	5/16" x 1-1/2" Special flat head pin
351062-S8	3/8"-24 Hex nut	352655-S8	7/16" x 1-7/16" Groove pin
351075-S	9/16"-18 (3/16" x 3/4") Hex check nut	352656-S8	7/16" Grooved pin
351096-S8	1/2"-20 x 1-3/4" Hex hd bolt	352755-S8	3/8"-16 and 3/8"-24 x 2-1/16" Stud
351112-S	3/8"-24 Hex.compression nut	352813-S	Grommet
351124-S	43/64"-20 (17/64" x 15/16") Hex.nut	352815-S	Grommet
351126-S	3/4"-16 (17/64" x 15/16") Hex.locknut	352826-S8	Clip
351129-S	3/4"-16 Castle nut	352879-S8	No. 10-24 x 5/8" Hex slotted head screw
351145-S	3/4" Special hex nut	352882-S8	No. 12-24 x 15/16" Fillister head screw
351146-S7	3/4"-11 (3/8" x 1") Hex nut	352891-S	5/64" x 9/32" Straight pin
351149-S7	7/8"-11 (7/16" x 1-1/8") Hex nut	352892-S8B	No. 10-32 x 1/8" Fill-hd dog point screw
351153-S	7/8"-14 (7/16" x 1-7/16") Hex nut	352893-S8	7/16" O.D. x 5/64" thick-Spacer
351169-S	13/64" I.D. (1/64" x 9/16") Spec.washer	352895-S8	1/16" x 3/4" Grooved pin
351214-S	No. 10 Flat washer	352896-S	23/64" I.D. x 5/8" O.D. Washer (spacer)
351218-S8	No. 10 Flat washer	352897-S	Washer-fuel and vacuum pump rocker arm link spacer
351230-S7	No. 8 Internal tooth lockwasher	352960-S	Grommet
351242-S7	21/64" (1/32" x 35/64") Flat washer		

CHASSIS PARTS CATALOGUE

*Numerical List of Special Bolts, Pins, Washers, etc.—Continued

PART NUMBER	PART NAME	PART NUMBER	PART NAME
352961-S	7/32" Rubber grommet	355634-S8	3/8"-24 x 1-3/16" Hex hd shoulder bolt
352963-S	1/4" Rubber grommet	355635-S8	1/2"-20 x 2-1/4" Hex head bolt
353027-AS8	1/8" Lubricator fitting	355653-S8	1/2"-20 x 1-7/8" Hex.head bolt-end drilled
353031-AS7	1/8" x 67-1/2° Lubricator fitting	355692-S2	1/2"-20 x 1-1/8" Hex.head bolt
353043-AS7	1/4"-28 x 1/2" Straight lubricator fitting	355753-S	5/16"-24 x 2-3/4" Round hd tie-bolt
353047-AS7	1/8" Drive lub. fitting-check valve type	355765-S	1/2"-13 x 2-1/4" Hex.head bolt
353051-S	3/4" x 15/16" Square head pipe plug	355768-AS2	No. 10A (17/32" x 7/16") Sprng.nut-"U"shape
353052-S5	1/8" x 3/8" Slotted round head pipe plug	355789-S	5/16"-24 x 2-7/8" Round hd tie-bolt
353055-S7	1/4"-18 Square extended head pipe plug	355790-S	5/16"-24 x 3-23/64" Round hd tie-bolt
353064-S	1/2" Square extended head pipe plug	355793-S	5/16"-24 x 3-7/32" Round hd tie bolt
353075-S	3/8" Diameter steel ball	355807-AS7	No. 10-24 Hex washer head stamped nut
353078-S	1/4" dia. Steel ball	355810-AS7	1/4"-20 (7/32" x 7/16") Washer nut
353092-S	1" Expansion plug	355821-S8	3/8"-16 x 1-1/4" Round head shoulder bolt
353096-S	3/8" Expansion plug	355829-S7	No. 8-36 Hex nut
353112-AS3	29/32" Moulding retainer	355873-S32	1/8" x 3/8" Special spring nut
353247-SA	13/64" x 13/32" Rubber grommet	355914-S32	3/16" Spring flat type nut
353261-S7	7/32" I.D. (5/8" x 1-1/16") Clip "J" shape	355920-S32	1/4" Spring nut "U" Shape
353262-S	9/32" hole (5/8" x 1-29/32") Clip "J"shape	355949-S	5/16"-24 Hex locknut
353266-AS	9/32" (5/8" x 1-29/32") Clip "J" shape	355993-S7	3/8"-24 (5/32" x 9/16") Hex.locknut
353298-S	13/64" I.D. (1/2" x 45/64") Cable clip	355998-S13	3/8"-24 Special round nut
353338-S8	1/8" Sleeve nut	356006-S2	3/8"-29 Retainer nut
353350-S	Clip	356009-S7	Nut brake pipe
353383-S	1/4" Flat washer	356060-S32	5/16"-10 (1" x 63/64") Sprng.nut-"U"shape
353361-S	7/16" (1" x 1-1/2") Cable clip	356067-S32	1/2" Spring nut-Flat
353418-S2	5/16"-24 Nut and retainer assy	356071-S	9/16"-24 (21/64" x 7/8") Hex.locknut
353455-S8	5/8"-18 x 1-9/16" Hex head bolt	356075-S7	9/16"-18 (1-13/32" x 7/8") Hex.nut
353480-S	5/16" I.D. x 3/4" O.D. Rubber washer	356080-S32	1/2"-20 Spring nut
353485-S8	5/16"-24 x 3/4" Hex head bolt & washer	356094-S13	5/8"-24 (3/16" x 3/4") Octogon nut
353486-S8	5/16"-24 x 1-1/8" Hex head bolt & washer	356112-S	3/4"-20 Hex nut
355020-S13	No. 8-32 x 5/8" Fillister head screw	356115-S32	No. 14 (3/4" x 41/64") Sprng.nut "J" shape
355021-S7	No. 6-32 x 21/64" Screw and lockwasher	356131-S32	No. 14A (3/4" x 7/8") Sprng.nut "J" shape
355022-S7	No. 6-32 x 5/16" Pan-hd screw & L/W assy	356183-S	15/32" (1/32" x 13/16") Flat washer
355035-S13	No. 8-32 x 3/8" Cross recessed oval head screw	356210-S8	1/4" (3/64" x 9/16") Flat washer
355050-S7	Retainer moulding	356216-S7	17/64" (3/4" x 1/16") Flat rubber washer
355067-S7	No. 8-32 x 5/16" Fillister head assy	356218-S	17/64" (1/16" x 3/4") Spec. rubber washer
355073-S7	No. 8-32 x 5/16" Pan head screw and lockwasher assy	356254-S2	1/4" (1/64" x 9/32" x 5/8") Sprg. washer
355083-S13	No. 8-32 x 5/8" Cross recessed oval head screw	356288-S8	21/64" (19/64" x 11/16") Spacer
355102-S7	No. 10-32 x 3/4" Cross recessed fillister head machine screw	356306-S7	5/16" I.D. x 1-1/8" O.D.Fl.serrated washer
355114-S7	No. 10-32 x 1/2" Hex.socket hd.set screw	356329-S	21/64" (1" x 15/64") Rectangular washer
355122-S8	No. 10-32 x 1-1/8" Hex-hd external tooth washer and screw	356335-S	15/64" (3/64" x 15/32") Lockwasher
355208-S7	5/16"-24 x 3/4" Hex head bolt	356360-S	11/32" (5/32" x 5/8") Spec. flat washer
355249-S	No. 12-32 x 1-1/16" Hex.head screw	356366-S8	5/16" (1/64" x 7/16") Flat washer
355299-S8	1/4"-20 x 5/8" Special head shoulder bolt	356383-S7	7/16" Spring washer-three way
355308-S7	1/4"-28 x 5/16" Pan head bolt & lockwasher	356385-S7	3/8" Cup washer
355312-S34	1/4"-28 x 3/8" Headless socket set screw	356405-S8	3/8" Flat washer
355328-S2	1/4"-28 x 1/2" Hex head bolt and L/W assy	356409-S8	3/8" (1/16" x 3/4") Flat washer
355401-S8	5/16"-24 x 27/32" Hex-head shoulder bolt	356411-S	7/16" Special washer
355410-S2	5/16"-24 x 3/4" Round head carriage bolt	356414-S	21/64" dia. Flat washer
355411-S2	5/16"-18 x 3/4" Hex.hd bolt & L/W assy	356415-S	25/64" dia. Flat washer
355429-S	5/16"-18 x 49/64" Hex.head shoulder bolt	356420-S	29/64" (1" x 3/16") Special flat washer
355476-S2	5/16"-18 x 1" Hex head bolt	356443-S	1" Flat washer
355480-S8	5/16"-24 x 7/8" Hex.head bolt-body drilled	356474-S8	1/2" (7/64" x 1") Flat washer
355538-S	3/8"-16 x 3/4" Hex.head bolt	356504-S	25/32" (1/8" x 1-1/2") Flat washer
355547-S8	3/8"-24 x 2-7/8" Hex head bolt	356584-S	2 hole 13/32" diameter Locking plate
		356586-S2	7/8" Internal tooth lockwasher
		356594-S	11/16" (1/32" x 53/64") Flat washer
		356595-S	Locking plate-tongued-3" bolt centers
		356596-S	2 hole 13/32" diameter Locking plate
		356630-S8	1-3/64" O.D. x 41/64" I.D. Washer
		356632-S	7/32" I.D. Rubber grommet

MERCURY

CHASSIS PARTS CATALOGUE

* Numerical List of Special Bolts, Pins, Washers, etc.—Continued

PART NUMBER	PART NAME	PART NUMBER	PART NAME
356640-S2	21/64" hole (9/16" x 1-3/8") Clip "J" shape	357629-S7	3/8" Lockwasher
356658-S	1/4" x 1" Woodruff key	357654-S7	3/4" x 1/4" Woodruff key
356668-S32	3/8" x 15/32" x 31/32" Spec. clip	357672-S7	1/4"-20 x 1" Stud
356687-S32	9/32" x 7/16" x 13/16" Spec. clip	357679-S8	5/16"-18 and 5/16"-24 x 1-5/16" Stud
356694-S	3/8"-24 x 1-1/8" Special bolt	357730-S7	9/16"-18 and 9/16"-12 x 3" Stud
356700-S	5/16"-24 x 3-3/4" Special head bolt	357782-S7	No. 10-12 x 5/8" Pan-hd screw & lockwasher
356735-S	No. 10-24 x 3/8" Fillister head screw	357789-S7	5/16" Lockwasher nut
356736-S	No. 10-24 x 1/2" Fillister head screw	357814-S	Rubber bumper bar
356745-S	No. 10-24 x 3/4" Flat head screw	357839-S32	Clip
356746-S	No. 10-24 x 3/4" Fillister head screw	357846-S	No. 10-24 x 3/8" Flat head screw
356747-S	No. 10-24 x 1" Fillister head screw	357848-S	No. 8-15 x 7/8" Cross rec. oval hd self tapping screw
356748-S	1/4"-20 x 5/8" Hex head bolt	357866-S8	Clip
356750-S	3/8"-16 x 3-5/8" Hex head bolt	357875-S	1/2" Plug
356807-S100	Clip	357907-S	1/4"-20 x 1-1/4" Fillister head screw
356816-S	3/8" I.D. x 17/32" O.D. x 1/2" Button plug	357910-S	No. 10-24 x 5/8" Flat head screw
356819-S	Fender to hood bumper	357911-S	5/16"-18 x 2" Hex head bolt
356831-S2	5/16"-24 Nut and retainer assy	357912-S	3/8"-16 x 1-1/4" Hex head bolt
357046-S32	No. 14 (9/16" x 25/32") Sprng.nut "J" shape	357913-S	1/4"-20 x 1-5/8" Hex head bolt
357066-S8	No. 10-24 x 15/32" Moulding retainer	357914-S	1/4" I.D. x 7/16" O.D. x 1/16" Washer
357148-S8	No. 10-16 x 5/16" Hex washer head screw	357915-S	7/16"-14 x 1-7/8" Hex head bolt
357172-S8	No. 10-24 x 1/2" Hex head screw & washer	357916-S	1/8"-27 Hex head pipe plug
357204-S	5/16" x 1-13/32 Flat head pin	357919-S	5/16"-24 Hex locknut
357206-S34	No. 14-10 x 1/2" Hex head screw & washer	357980-S	7/16" x 1/2" Hex.compression nut
357215-S32	No. 10 Special spring nut	358003-S	1/8"-27 Adaptor fitting
357228-S	15/64" x 1-7/16" Special lock pin	358048-S	3/4"-14 Square socket head pipe plug
357234-S	.243"/.244" x 5/16" Straight pin	358058-S8	1/8"-27 Hex.head pipe plug
357235-S	5/16"-18 x 7/8" Fillister head screw	358064-S7	1/8"-27 Square extended head pipe plug
357249-S	7/16"-14 x 7/16"-20 x 11/16" Stud	358066-S8	3/8"-18 Hex.head pipe plug
357252-S2	5/16"-24 Nut and retainer assy	358140-S32	5/8" x 1" Special clip
357254-S2	1/4"-28 Retainer nut	358162-S32	11/32" hole (7/8" x 2-7/16") Cable clip
357256-S2	5/16"-24 Retainer nut	358163-S32	9/32" hole (1" x 1-7/16") Cable clip
357283-S8	Moulding retainer	358177-S3	Retainer moulding clip
357287-S8	No. 10-24 x 15/32" Mldg. retainer assy	358200-S7	No. 10-24 Retainer (moulding)
357324-S8	No. 8-24 x 11/64" Headless set screw	358238-S	1/4"-18 & 7/16"-24 Connector
357331-S32	Clip	358239-S	1/8" Adaptor
357394-S	7/16" Rubber washer	358248-S	1/2"-20 Hex. compression nut
357403-S32	Clip	358283-S	1/4" Union
357441-S	5/16"-24 Retainer nut	358297-S32	Spec. moulding clip
357479-S15	3/16" x 1" Roll pin	358313-S32	3/8"-16 Clip
357480-S2	5/16"-10 Spring nut "U" Shape	358315-S32	11/16" x 1-1/4" Special clip
357499-S8	5/16"-24 x 3/4" Hex hd shoulder bolt	358338-S	"C" Clip
357513-S32	Wiring clip	358349-S32	3/16" diameter (3/4" x 1-27/32") Clip
357563-S8	Clip	358350-S	11/32" hole (5/8" x 1-3/4") Clip-"J" Shape
357593-S8	7/16"-14 x 4-5/8" Hex head bolt	358429-S32	Clip
357614-S8	5/32" x 25/32" Grooved pin	358506-S	1/4"-18 Headless socket pipe plug
357624-S7	5/16" Lockwasher	358550-S8	Clip
357625-S7	7/16" Lockwasher	358560-S100	Clip
357626-S7	1/2" Lockwasher		

MERCURY

CHASSIS PARTS CATALOGUE

PART NUMBER	QTY	PART NAME	NO. REQ'D	MODEL	YEAR
-------------	-----	-----------	-----------	-------	------

Accessories

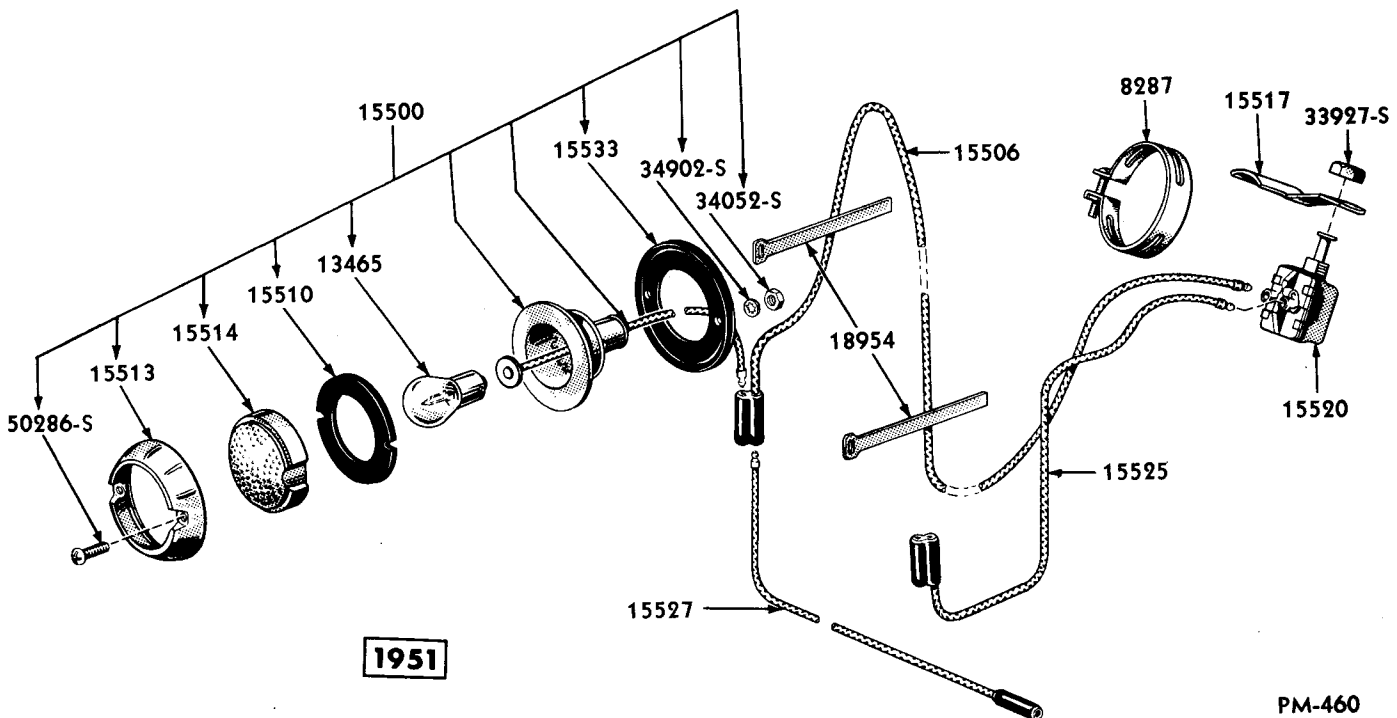
Accessory Fuse Panel

FAB 19137-A		Kit (accessory fuse panel installation)	1	MA	53
-------------	--	---	---	----	----

Ash Receptacle or Cigar Lighter Lamp

MBUP 18260-A		Kit (ash receptacle or cigar lighter lamp installation)-consists of the following (12) OM-18260 Kit (lamp)-mounted on display card	as req'd	OM,1M	50-51
OM 18260	NS	Kit (ash receptacle or cigar lighter lamp)-serviced in MBUP-18260-A Kit	1	OM,1M	50-51

Back Up Lamp



PM-460

BACK UP LAMP AND RELATED PARTS

Basic numbers only shown on illustration. Order by Part Numbers shown in list of parts.

PART NUMBER	QTY	PART NAME	NO. REQ'D	MODEL	YEAR
8A 8287		Clamp assy (back up lamp)-adjustable range of 1-1/2" to 2-3/4" I.D.	1	9M,OM,1M, except 79,MA	49-52
B 13465		Bulb (back up lamp)-21 C.P.-S.C.	2	9M,OM,1M, except 79,MA	49-53
B 14586		Clip (back up lamp wire)	2	9M,OM, except 79	49-50

MERCURY

CHASSIS PARTS CATALOGUE

PART NUMBER	PART NAME	NO. REQ'D	MODEL	YEAR 19__
Accessories—Continued				
Back Up Lamp—Continued				
OH 15500-B	Lamp assy (back up)	2	OM,IM, except 79	50-51
	34902-S8 Lockwasher-No. 8-lamp to luggage compartment door	4	OM,IM, except 79	50-51
	34908-S2 Lockwasher-7/16"-lamp to luggage compartment door	2	OM,OM, except 79	49-50
	33802-S2 Nut (hex)-7/16"-20 lamp to luggage compt. door	2	OM,OM, except 79	49-50
	34052-S7 Nut (hex)-No. 8-32-lamp to luggage compt. door	4	OM,IM, except 79	50-51
	50286-S13 Screw (round head self tapping)-No. 8-32 x 3/4"-lamp to luggage compartment door	4	OM,IM, except 79	50-51
OH 15506	Wire (back up lamp switch to lamp)-170" long	1	OM except 79	50
IH 15506-A	Wire (back up lamp switch to lamp)-265" long	1	IM except 79	51
OH 15510	Gasket (back up lamp)-Flush type lamp	2	OM,IM, except 79	50-51
8H 15513	Door (back up lamp)-3-1/2" diameter	2	OM except 79	49
OH 15513-A	Door (back up lamp)-2-13/32" diameter-10 serrations	2	OM,IM, except 79	50-51
OH 15513-B	Door (back up lamp)-3-1/2" diameter-24 serrations	2	OM except 79	50
	30027-S13 Screw (oval head)-No. 6-32 x 5/8"-door to lamp body	2	OM,OM	49-50
8H 15514	Lens (back up lamp)-3-3/16" diameter	2	OM,OM, except 79	49-50
OH 15514	Lens (back up lamp)-1-57/64" diameter	2	OM,IM, except 79	50-51
8L 15517	Bracket (back up lamp switch mounting)-not used with 1952 Merc-O-Matic transmission	1	OM,OM,IM, except 79,MA	49-52
FAA 15517-A	Bracket (back up lamp)-not used with Merc-O-Matic transmission	1	MA	53
	357148-S8 Screw (hex washer head)-No. 10-16 x 5/16"-bracket to steering column tube	2	MA	53
51A 15520-A	Switch assy (back up lamp)	1	OM,OM, except 79	49-50
IH 15520-A	Switch assy (back up lamp)-not used with 1952-53 Merc-O-Matic transmission	1	IM except 79,MA	51-53
	33927-S7 Nut (hex check)-7/16"-20-switch to bracket	1	OM,OM,IM, except 79,MA	49-53
OH 15522	Retainer (back up lamp lens)	6	OM except 79	50
8L 15523	Washer (back up lamp mounting)-1-7/64" I.D. x 1-31/64" O.D.-Extended type	1	OM,OM, except 79	49-50
8L 15525	Wire assy (back up lamp)-30 long	1	OM,OM except 79	49-50
IH 15525-A	Wire assy (back up lamp switch to rear lamp feed)-35" long	1	IM except 79	51
OH 15527-B	Wire (back up lamp)-IH to RH-53" long	1	OM,IM, except 79	50-51
	NS 8M-18954 Clamp (back up lamp wiring)-use 8L-18954 for service	2	IM except 79	51
	8L-18954 Clamp (back up lamp wiring)	2	IM except 79	51
8H 15529-B	Spacer (back up lamp mounting)-female-inner-33/64" I.D. x 7/16" O.D.	1	OM,OM, except 79	49-50
OH 15533	Pad (back up lamp)-1-1/2" I.D. x 2-1/2" O.D.	2	OM,IM, except 79	50-51
OH 15536	Wire assy (back up lamp socket)	2	MA	52-53

CHASSIS PARTS CATALOGUE

PART NUMBER	PART NAME	NO. REQ'D	MODEL	YEAR
-------------	-----------	-----------	-------	------

Accessories — Continued

Bumper Grille Guard

BC 18412-A	Kit (front bumper grille guard installation)- consists of the following (2) BC-17893-A Bracket (2) BC-17910-A Ornament (1) BC-17934-A Clamp (1) BC-17935-A Clamp (1) BC-17938-A Guard (1) BC-17939-A Guard (2) 24389-S8 Bolt (6) 33800-S8 Nut (6) 34807-S2 Washer (6) 42654-S8 Screw & Washer	1	MA	52
BG 18412-A	Kit (front bumper grille guard installation)- consists of the following (1) BG-17759-A Spacer (1) BG-17760-A Spacer (1) BG-17938-A Guard (1) BG-17939-A Guard (1) BG-17944-A Extension (1) BG-17945-A Extension (2) 20409-S8 Bolt (2) 22064-S8 Nut (4) 34053-S8 Nut (2) 34807-S7 Lockwasher (4) 34823-S2 Lockwasher(2) 34849-S7 Lockwasher (2) 44726-S8 Washer (2) 44734-S8 Washer	1	MA	53
BG 17759-A	Spacer (guard to impact bar)-R.H.	1	MA	53
BG 17760-A	Spacer (guard to impact bar)-L.H.	1	MA	53
BC 17893-A	Bracket (front bumper grille guard)	2	MA	52
BC 17910-A	Ornament (front bumper grille guard)	2	MA	52
	42654-S8 Screw and washer (hex hd)-No. 10-32 x 1/2"-ornament to guard	6	MA	52
BC 17934-A	Clamp (front bumper grille guard)-R.H.	1	MA	52
BC 17935-A	Clamp (front bumper grille guard)-L.H.	1	MA	52
1M 17938	Guard assy (bumper front grille)-R.H.	1	1M	51
BC 17938-A	Guard assy (front bumper grille)-R.H.	1	MA	52
BG 17938-A	Guard assy (front bumper grille)-R.H.	1	MA	53
1M 17939	Guard assy (bumper front grille)-L.H.	1	1M	51
BC 17939-A	Guard assy (front bumper grille)-L.H.	1	MA	52
BG 17939-A	Guard assy (front bumper grille)-L.H.	1	MA	53
	20409-S8 Bolt (hex-hd)-3/8"-24 x 1-1/8"- guard to impact bar	2	MA	53
	22064-S8 Bolt (hex-hd)-1/2" x 20 x 4-1/4"-guard to impact bar	2	MA	53
	24389-S8 Bolt (hex head)-3/8"-24 x 1"- guard to impact bar	2	MA	52
	34807-S2 Lockwasher-3/8"-guard to impact bar	6	MA	52
	34807-S7 Lockwasher-3/8"-guard to impact bar	2	MA	53
	34849-S7 Lockwasher-1/2"-guard to spacer	2	MA	53
	33800-S8 Nut (hex)-3/8"-24-guard to impact bar	6	MA	52
	44726-S8 Washer (flat)-3/8"-guard to impact bar	2	MA	53
	44734-S8 Washer (flat)-1/2"-guard to spacer	2	MA	53

MERCURY

CHASSIS PARTS CATALOGUE

PART NUMBER	QTY	PART NAME	NO. REQ'D	MODEL	YEAR 19__
-------------	-----	-----------	-----------	-------	--------------

Accessories—Continued

Bumper Grille Guard—Continued

BG 17944-A	NS	Extension assy (front bumper guard)-R.H.-serviced in BG-18412-A Kit	1	MA	53
BG 17945-A	NS	Extension assy (front bumper guard)-L.H.-serviced in BG-18412-A Kit	1	MA	53
		34823-S2 Lockwasher-No. 10-extension to stone deflector	4	MA	53
		34053-S8 Nut (hex)-No. 10-24-extension to stone deflector	4	MA	53
IM 17964		Bar assy (center bumper guard cross)-front	1	IM	51
		23439-S7 Bolt (carriage)-5/16"-24 x 1-1/4"	4	IM	51
		34846-S2 Lockwasher-5/16"	4	IM	51
		33798-S8 Nut (hex)-5/16"-24	4	IM	51
		33846-S8 Nut (hex)-1/2"-20	1	IM	51

Cigar Lighter Lamp

OM 18343		Kit (cigar lighter lamp assy installation)-consists of the following (12) 8A-7004675 Lamp assy	1	OM	50
8A 7004675		Lamp and wire assy (cigar lighter)	1	OM	50
MBUP 18260-A		Kit (ash receptacle or cigar lighter lamp installation)-consists of the following (12) OM-18260 Kit (lamp)-mounted on display card	as reqd	IM	51
OM 18260	NS	Kit (ash receptacle or cigar lighter lamp)-serviced in MBUP-18260-A Kit	1	IM	51

Cigar Lighter and Map Lamp

FAA 18288-A		Kit (cigar lighter and map lamp installation)-consists of the following (1) FAA-15050-A Lighter and Lamp	1	MA	52-53
FAA 15050-A	NS	Cigar lighter and map lamp assy-serviced in FAA-18288-A Kit	1	MA	52-53

Curb Buffer

MBK 18243-A		Kit (curb buffer moulding installation)-consists of the following (1) OL-16210 Moulding (1) OL-16211 Moulding (1) IM-7210176 Moulding (1) IM-7210177 Moulding (14) OL-7210198 Retainer (6) 350190-S8 Bolt (6) 355807-A-S7 Nut	1	IM except 79	51
-------------	--	---	---	--------------	----

CHASSIS PARTS CATALOGUE

PART NUMBER	PART NAME	NO. REQ'D	MODEL	YEAR
-------------	-----------	-----------	-------	------

Accessories—Continued

Curb Buffer—Continued

BC 18243-A	Kit (curb buffer moulding installation)-consists of the following (1) BC-7010176-A Moulding (1) BC-7010177-A Moulding (1) BC-7025634-A Moulding (1) BC-7025635-A Moulding (14) OL-7210198 Retainer (4) 358177-S3 Clip	1	MA60-70-76	52
BC 18243-B	Kit (curb buffer moulding installation)-consists of the following (1) BC-7010176-A Moulding (1) BC-7010177-A Moulding (1) BC-7325634-A Moulding (1) BC-7325635-A Moulding (14) OL-7210198 Retainer (4) 34079-S7 Nut (4) 34903-S8 Washer (4) 355050-S7 Retainer	1	MA73	52
BG 18243-A	Kit (curb buffer moulding installation)-consists of (1) BG-7010176-A Moulding (1) BG-7010177-A Moulding (14) OL-7210198 Retainer	1	MA except 79	53
OL 16210	Moulding (front fender lower edge curb buffer)-R.H.	1	OM,LM, except 79	50-51
OL 16211	Moulding (front fender lower edge curb buffer)-L.H.	1	OM,LM, except 79	50-51
BC 7010176-A	Moulding (body rocker panel curb buffer)-R.H.	1	MA except 79	52
BG 7010176-A	Moulding (body rocker panel curb buffer)-R.H.	1	MA except 79	53
BC 7010177-A	Moulding (body rocker panel curb buffer)-L.H.	1	MA except 79	52
BG 7010177-A	Moulding (body rocker panel curb buffer)-L.H.	1	MA except 79	53
BC 7025634-A	Moulding (lower body side ornament)-R.H.	1	MA60-70-76	52
BC 7025635-A	Moulding (lower body side ornament)-L.H.	1	MA60-70-76	52
	358177-S3 Clip (retainer)-mldg. to body	1	MA60-70-76	52
LM 7210176	Moulding (body rocker panel curb buffer)-R.H.	1	LM except 79	51
LM 7210177	Moulding (body rocker panel curb buffer)-L.H.	1	LM except 79	51
OL 7210198	Retainer (body rocker panel curb buffer moulding)	14	OM,LM,MA, except 79	50-53
	350190-S8 Bolt (carriage)-No. 10-24 x 1/2"	6	OM,LM, except 79	50-51
	355807-AS7 Nut (hex washer head stamped)-No. 10-24	6	OM,LM, except 79	50-51
BC 7325634-A	Moulding (lower body side ornament)-R.H.	1	MA73	52
BC 7325635-A	Moulding (lower body side ornament)-L.H.	1	MA73	52
	34903-S8 Lockwasher-No. 10-moulding to body	4	MA73	52
	34079-S7 Nut (hex)-No. 10-32 mldg. to body	4	MA73	52
	355050-S7 Retainer (moulding)-mldg. to body	4	MA73	52

MERCURY

CHASSIS PARTS CATALOGUE

PART NUMBER	PART NAME	NO. REQ'D	MODEL	YEAR 19__
-------------	-----------	-----------	-------	--------------

Accessories—Continued

Curb Signal

BD 19246-A	Kit (curb signal installation)	1	MA	52-53
------------	--------------------------------	---	----	-------

Door Edge Guard

BG 19292-A	Kit (door edge guard installation)-consists of the following (1) BG 7320940-A Moulding (1) BG-7320941-A Moulding	1	MA73	53
BG 19292-B	Kit (door edge guard installation)-consists of the following (1) BG-7020940-A Moulding (1) BG-7020941-A Moulding	1	MA60-70-76	53
BG 7020940-A NS	Moulding (door outside rear edge)-R.H.-serviced in BG-19292-B Kit	1	MA60-70-76	53
BG 7320940-A NS	Moulding (door outside rear edge)-R.H.-serviced in BG-19292-A Kit	1	MA73	53
BG 7020941-A NS	Moulding (door outside rear edge)-L.H.-serviced in BG-19292-B Kit	1	MA60-70-76	53
BG 7320941-A NS	Moulding (door outside rear edge)-L.H.-serviced in BG-19292-A Kit	1	MA73	53

Door Handle Shield

BH 18437-A	Kit (door handle shield installation)-consists of the following (1) BH-7322414-A Shield (1) BH-7322415-A Shield	1	MA	53
BH 7322414-A NS	Shield (door handle)-R.H.-serviced in BH-18437-A Kit	1	MA	53
BH 7322415-A NS	Shield (door handle)-L.H.-serviced in BH-18437-A Kit	1	MA	53

Engine Compartment Lamp

8H 18375-A	Kit (engine compartment lamp installation)-consists of the following (1) 8M-15702-A Lamp (5) 8L-18954 Clamp	1	9M,OM,1M	49-51
FAB 18375-A	Kit (engine compartment lamp installation)-consists of the following (1) FAB-15702-A Lamp (3) 8L-18954 Clamp (2) 34903-S8 Washer (2) 40542-S8 Screw	1	MA	52
FAD 18375-A	Kit (engine compartment lamp installation)-consists of the following (1) FAD-15702-A Lamp (2) 8L-18954 Clamp (2) 32924-S7 Screw (2) 34903-S8 Washer	1	MA	53
8M 15702-A NS	Lamp (engine compartment)-serviced in 8H-18375-A Kit	1	9M,OM,1M	49-51
FAB 15702-A NS	Lamp (engine compartment)-with 44" wire-serviced in FAB-18375-A Kit	1	MA	52
FAD 15702-A NS	Lamp (engine compartment)-with 58" wire-serviced in FAD-18375-A Kit	1	MA	53

CHASSIS PARTS CATALOGUE

PART NUMBER	PART NAME	NO. REQ'D	MODEL	YEAR
-------------	-----------	-----------	-------	------

Accessories—Continued

Engine Compartment Lamp—Continued

	B-13799	Bulb (engine compt. lamp)-15 C.P.	1	9M, OM, 1M, MA	49-53
	34803-S7	Lockwasher-No. 10-lamp attaching	2	9M, OM, 1M	49-51
	34903-S8	Lockwasher-No. 10-lamp attaching	2	MA	52-53
	32924-S7	Screw (pan-hd)-No. 10-12 x 1/2" -lamp attaching	2	MA	53
	40542-S8	Screw (pan head)-No. 10-32 x 5/8"-lamp attaching	2	9M, OM, 1M, MA	49-52
8L 18954		Clamp (engine compartment wire)	2or5	9M, OM, 1M, MA	49-53

Exhaust Deflector

HAK 18259-A		Kit (exhaust deflector)-consists of the following (1) 1H-18259-C Deflector (Light Blue) (1) 1H-18259-D Deflector (Chrome) (1) 1H-18259-E Deflector (Black) (1) 1H-18259-F Deflector (Light Gray) (1) 1H-18259-G Deflector (Tan)	as reqd	9M, OM, 1M, MA	49-52
OL 18259		Deflector assy (exhaust)	1	9M, OM, 1M, MA	49-53
1H 18259-C	NS	Deflector assy (exhaust)-Light Blue-serviced in HAK-18259-A Kit	1	9M, OM, 1M, MA	49-52
1H 18259-D	NS	Deflector assy (exhaust)-Chrome-serviced in HAK-18259-A Kit	1	9M, OM, 1M, MA	49-52
1E 18259-E	NS	Deflector assy (exhaust)-Black-serviced in HAK-18259-A Kit	1	9M, OM, 1M, MA	49-52
1H 18259-F	NS	Deflector assy (exhaust)-Light Gray-serviced in HAK-18259-A Kit	1	9M, OM, 1M, MA	49-52
1H 18259-G	NS	Deflector assy (exhaust)-Tan-serviced in HAK-18259-A Kit	1	9M, OM, 1M, MA	49-52
LA 18259-BA		Deflector assy (exhaust)-Black	1	MA	53
LA 18259-BB		Deflector assy (exhaust)-Fanfare Maroon	1	MA	53
LA 18259-BC		Deflector assy (exhaust)-Newport Gray	1	MA	53
LA 18259-BD		Deflector assy (exhaust)-Admiral Blue	1	MA	53
LA 18259-BE		Deflector assy (exhaust)-Pebble Tan	1	MA	53
LA 18259-BF		Deflector assy (exhaust)-Hillcrest Green	1	MA	53
LA 18259-BG		Deflector assy (exhaust)-Chrome	1	MA	53
LA 18259-C		Deflector assy (exhaust)-Chrome-fantail type	1	MA	53

Exterior Sun Visor

BC 18236-B	NS	Kit (exterior sun visor installation)-serviced in Unit Pack only	1	MA70-73-79	52-53
BC 18236-C	NS	Kit (exterior sun visor installation)-serviced in Unit Pack only	1	MA60	52-53

Front Vent Wind Deflector

BH 19301-A		Kit (front vent wind deflectors)	1	MA	53
------------	--	----------------------------------	---	----	----

MERCURY

CHASSIS PARTS CATALOGUE

PART NUMBER	QTY	PART NAME	NO. REQ'D	MODEL	YEAR 19__
-------------	-----	-----------	-----------	-------	--------------

Accessories - Continued

Fuel Tank Filler Neck Opening Guard

1M 18296		Guard (fuel tank filler neck opening)	1	1M except 79	51

Gas Filler Lid Lock

BC 18168-A		Kit (gas filler lid lock installation)-consists of the following (1) BD-9147-A Bumper (1) BD-9149-A Spacer (1) BC-18277-A Lock (1) 23406-S8 Bolt (1) 33795-S7 Nut (1) 34825-S7 Washer	1	MA	52
BC 18277-A	NS	Lock (fuel tank filler)-serviced in BC-18168-A Kit	1	MA	52
		23406-S8 Bolt (round head)-1/4"-20 x 1 1/2"	1	MA	52
		lock to license plate bracket			
		34825-S8 Lockwasher 1/4"-lock to license plate bracket	1	MA	52
		33795-S8 Nut (hex)-1/4"-20-lock to license plate bracket	1	MA	52
	NS	BD-9147-A Bumper (fuel tank filler lock)-serviced in BC-18168-A Kit	1	MA	52
	NS	BD-9149-A Spacer (fuel tank filler lock)-serviced in BC-18168-A Kit	1	MA	52

Grille Guard

OM 17768-A		Guard assy (radiator grille)	1	GM,OM	49-50
------------	--	------------------------------	---	-------	-------

Hand Brake Signal

FAC 18159-B		Kit (hand brake signal lamp installation)-consists of the following (1) FAA-15850-C Lamp (1) OH-15853 Bracket (1) 40905-S8 Screw	1	MA	52-53
78 13466		Bulb (hand brake signal)-1-1/2 C.P.-S.C.	1	GM,OM,1M,MA	49-53
FAA 15850-C		Lamp assy (hand brake signal)	1	MA	52-53
GM 15852		Switch assy (hand brake signal lamp)	1	GM	49
GM 15853		Bracket assy (hand brake signal lamp)	1	GM	49
OH 15853		Bracket assy (hand brake signal lamp)	1	OM,1M,MA	50-53
		358297-S32 Clip (hand brake signal wire to hand brake bracket)	1	GM	49
OH 15855		Flasher & sleeve assy (hand brake signal lamp)	1	GM,OM,1M	49-51
GM 15856		Lens assy (hand brake signal lamp)	1	GM,OM,1M	49-51
FAA 15858-A		Flasher (hand brake signal lamp)	1	MA	52-53

Headlamp Door

FAA 13077-A		Kit (headlamp door)-consists of the following (2) FAD-13063-A Ring	1	MA	53
FAD 13063-A	NS	Ring assy (headlamp door)-outer-Chrome-serviced in FAA-13077-A Kit	2	MA	53

MERCURY

CHASSIS PARTS CATALOGUE

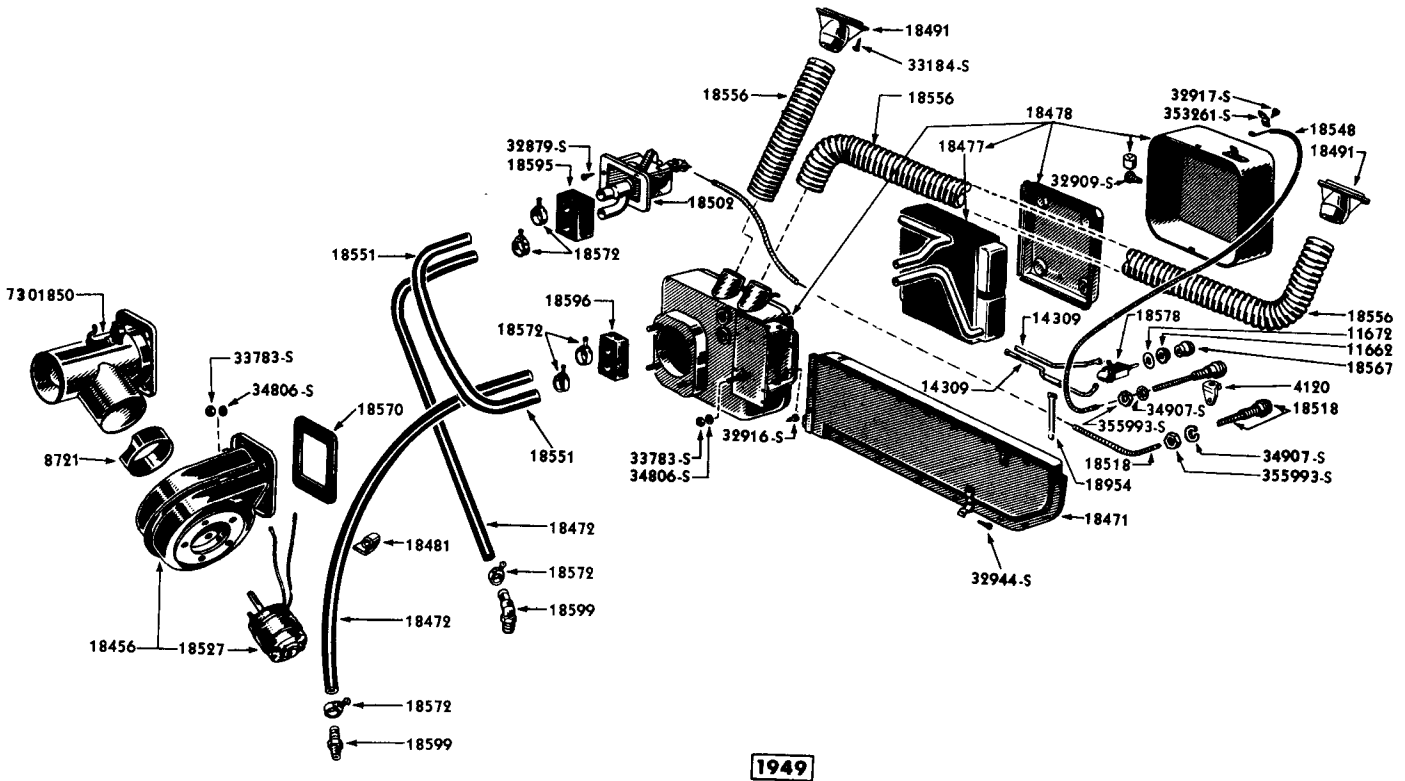
PART NUMBER	CLASS	PART NAME	NO. REQ'D	MODEL	YEAR
-------------	-------	-----------	-----------	-------	------

Accessories — Continued

Hood Insulation

1M 19243		Kit (hood insulation)-consists of the following (1) 1M-16738 Insulator (1) 1M-16746 Insulator (1) Cement	1	1M	51
BC 19243-A		Kit (hood insulation)-consists of the following (1) BC-16738-A Insulator (1) Cement	1	MA	52-53
1M 16738	NS	Insulator (hood front)-21-5/8" x 55-1/8"-serviced in 1M-19243 Kit	1	1M	51
BC 16738-A	NS	Insulator (hood)-30" x 50"-serviced in BC-19243-A	1	MA	52-53
1M 16746	NS	Insulator (hood rear)-19-11/16" x 60-5/8"-serviced in 1M-19243 Kit	1	1M	51

Hot Water Heater



PM-245

HEATER AND RELATED PARTS

Basic numbers only shown on illustration. Order by Part Numbers shown in list of parts.

MERCURY

CHASSIS PARTS CATALOGUE

PART NUMBER	PART NAME	NO. REQ'D	MODEL	YEAR 19____
-------------	-----------	-----------	-------	----------------

Accessories—Continued

Hot Water Heater—Continued

FAB 18455-B	Heater assy (fresh air hot water)-complete	1	MA	52-53
8M 18456-A	Blower and adapter assy (heater)	1	9M	49
OM 18456-B	Blower assy (heater)	1	OM, 1M	50-51
FAB 18456-A	Blower assy (heater)	1	MA	52-53
	8M-7001846 Plate (heater opening cover)-used when heater is removed	1	9M	49
	OM-7001846 Plate (heater opening cover)-used when heater is removed	1	OM	50
	8M-7001848 Plate (heater control valve opening cover)-used when heater is removed	1	9M	49
	8A-7001880 Gasket (vent air valve)-when heater is removed	1	OM, 1M	50-51
	31477-S2 Screw (heater control valve cover)-No. 14-10 x 1/2"-when heater is removed	1	OM, 1M	50-51
	OM-7201846 Plate (heater opening cover)-when heater is removed	1	1M	51
	8H-7301848 Plate (heater control valve cover)-when heater is removed	1	OM, 1M	50-51
	74202-S Plug (button)-13/64" O.D.-used in dash panel when heater is removed	1	9M	49
	74246-S8 Plug (button)-15/16" O.D.-used in dash panel when heater is removed	2	9M	49
	356816-S Plug (button)-3/8" I.D. x 17/32" O.D. x 1/2" thick-dash panel when heater is removed	4	9M, OM, 1M	49-51
	358066-S8 Plug (water pump and cylinder head)-3/8"-when heater is removed	1	1M	51
	32916-S8 Screw (pan head self tapping)-No. 8-15 x 3/8"	5	9M, OM, 1M	49-51
FAB 18457-A	Duct assy (heater inlet)	1	MA	52-53
8M 18471-A	Plenum chamber assy (heater)	1	9M	49
OM 18471-A	Plenum chamber assy (heater)	1	OM, 1M	50-51
FAB 18471-B	Plenum chamber assy (heater)-2-5/16" x 6-19/32" opening	1	MA	52-53
	32916-S8 Screw (pan head)-No. 8 x 3/8"-chamber to heater	4	9M	49
	52720-S8 Screw (cross recessed pan hd self tap.)-No. 8-15 x 3/8"-plenum to heater	2	OM, 1M	50-51
	52721-S8 Screw (cross recessed pan hd self tap.)-plenum to dash	1	OM, 1M	50-51
	52727-S8 Screw (cross recessed pan hd)-No. 10-12 x 1/2"-plenum chamber to dash	1	OM	50

MERCURY

CHASSIS PARTS CATALOGUE

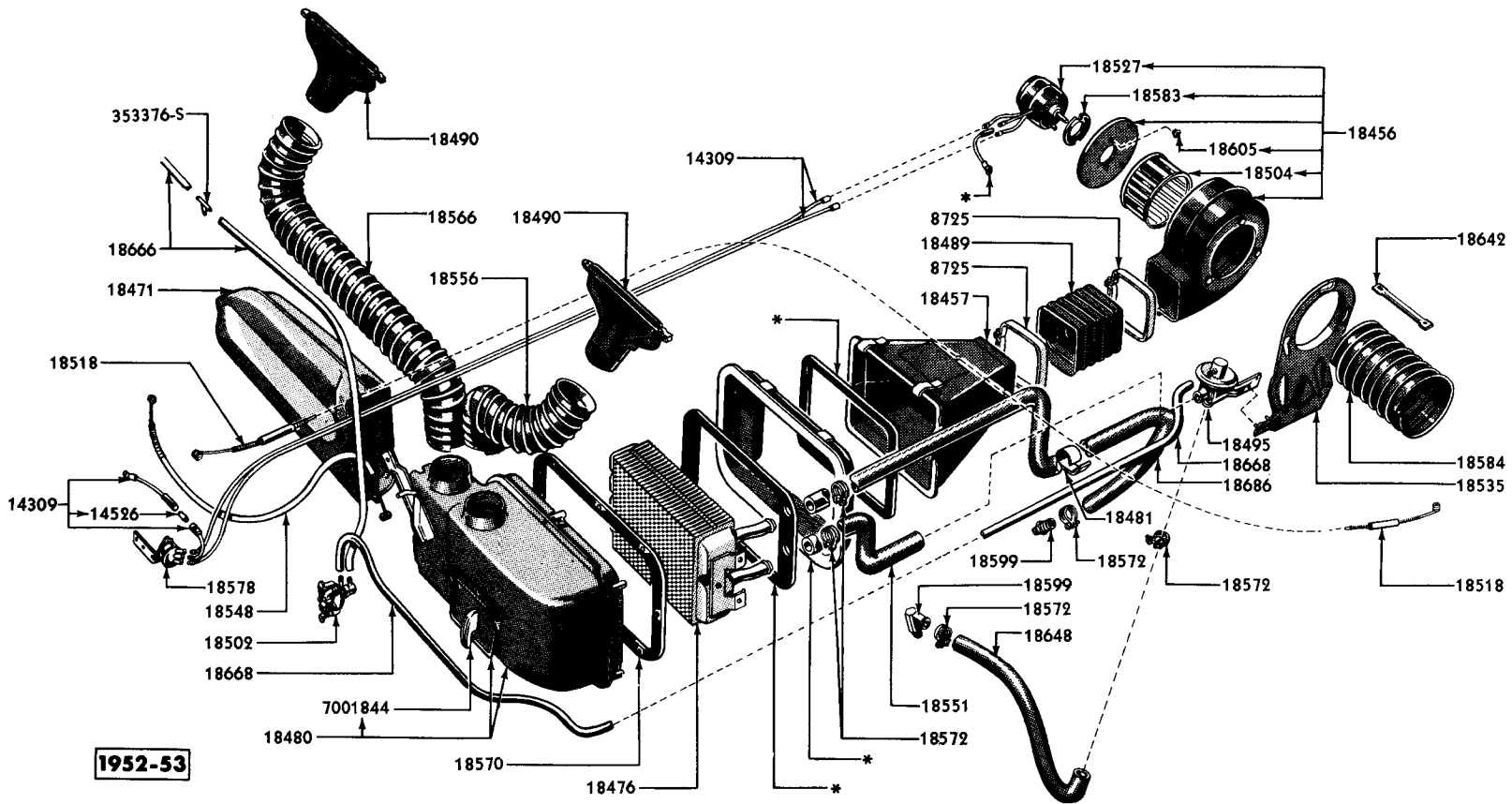
PART NUMBER	UNIT	PART NAME	NO. REQ'D	MODEL	YEAR
					19__

Accessories—Continued

Hot Water Heater—Continued

8M 18472-A	NS	Hose (heater inlet)-20" long-make from 1M-18472-C	1	9M	49
8M 18472-B	NS	Hose (heater return)-37" long-make from 1M-18472-C	1	9M	49
8M 18472-C	NS	Hose (heater temperature control)-18" long-make from 1M-18472-C	1	9M	49
1M 18472-A	NS	Hose (heater inlet)-15-1/2" long-make from 1M-18472-C	1	OM,1M	50-51
1M 18472-B	NS	Hose (heater return)-30" long-make from 1M-18472-C	1	OM,1M	50-51
1M 18472-C		Hose (heater)-5/8" I.D. x 15/16" O.D. x 100' long	as reqd	9M,OM,1M	49-51
FAA 18476-A		Core assy (heater)-2-1/2" x 9-5/8" x 6"	1	MA	52-53
		42007-S8 Screw (hex head)-No. 10-12 x 1/2"-core case to dash	6	MA	52-53
8M 18477-A		Core assy (heater)	1	9M	49
OM 18477		Core assy (heater)	1	OM,1M	50-51
8M 18478-A		Case and core assy (heater)	1	9M	49
OM 18478-B		Case and core assy (heater)	1	OM,1M	50-51
		34806-S7 Lockwasher-5/16"	4	9M,OM,1M	49-51
		33797-S7 Nut (hex)-5/16"-18-heater to dash	4	9M,OM,1M	49-51
FAB 18480-B		Outlet assy (heater defroster)	1	MA	52-53
8C 18481-A		Bracket (heater hose support)	1	9M,OM	49-50
FAB 18489-B		Connector (heater to blower air duct)-4" length	1	MA	52-53
		FAA-8725-A Clamp assy (heater connector)-3-9/16" x 3-3/16"	2	MA	52-53
*OM 18490		Nozzle (heater defroster)-Zinc Die Cast-alternate with 1A-18490-A	2	OM,1M	50-51
*1A 18490-A		Nozzle assy (heater defroster)-Painted Steel-alternate with OM-18490	2	OM,1M	50-51
FAA 18490-A		Nozzle assy (heater defroster)-Painted Steel-outlet opening 7/8" x 4-13/16"	2	MA	52-53
		34902-S8 Lockwasher (internal tooth)-No. 8	4	OM,1M	50-51
		34052-S7 Nut (hex)-No. 8-32-defroster nozzle to cowl	4	OM,1M	50-51
11A 18491-B		Nozzle assy (defroster)	2	9M	49
FAB 18495-A		Valve assy (heater water control)	1	MA	52-53
8M 18502-B		Valve (automatic temperature regulator)	1	9M	49
OM 18502		Valve assy (heater temperature regulator)-2-1/2" x 3-45/64" mounting plate	1	OM	50
1M 18502-B		Valve assy (heater temperature regulator)	1	1M	51
FAB 18502-B		Valve assy (heater temperature regulator)-1-3/16" x 2-5/16" mounting plate	1	MA	52-53
		32944-S2 Screw (pan head self tapping)-No. 10-12 x 7/8"	2	9M	49
		52721-S8 Screw (cross recessed pan hd self tap.)-No. 10-12 x 3/8"-valve to heater rear plate	2	OM,1M	50-51
8A 18504		Wheel assy (heater blower)-4-3/4" diameter	1	9M,OM,1M	49-51
FAB 18504-A		Wheel assy (heater blower)-4-1/4" diameter	1	MA	52-53
		355312-S34 Screw (headless socket set)-1/4"-28 x 3/8"-wheel to shaft	1	9M,OM,1M,MA	49-53

* Alternate material due to Material Emergency



*SERVICED IN 18455 ASS'Y ONLY

PM-591

HEATER AND RELATED PARTS

Basic numbers only shown on illustration. Order by Part Numbers shown in list of parts.

MERCURY

CHASSIS PARTS CATALOGUE

PART NUMBER	PART NAME	NO. REQ'D	MODEL	YEAR 19__
Accessories—Continued				
Hot Water Heater—Continued				
OM 18506	Housing and core assy (heater)	1	OM, 1M	50-51
OM 18513	Knob assy (heater blower switch)	1	OM	50
1M 18513	Knob assy (heater blower switch)	1	1M	51
	36888-S2 Screw (round head)-No. 10-32 x 7/8"	1	OM, 1M	50-51
	44713-S8 Washer (flat)-No. 10	1	OM, 1M	50-51
8M 18518-A	Control assy (heater temperature)-"Temperature Control"-39-3/4" long-straight end-used with 8M-18502-A	1	9M	49
8M 18518-B	Control assy (heater temperature)-"Temperature Control"-39-1/2" long-pigtail end-used with 8M-18502-B Valve	1	9M	49
OM 18518-C	Control assy (heater temperature)-48-3/4" long	1	OM	50
1M 18518-A	Control assy (heater temperature)-46" long	1	1M	51
FAB 18518-A	Control assy (heater temperature)-50" long	1	MA	52-53
	8M-4120-B Bracket (heater temp. control)	1	9M	49
	23391-S2 Bolt (round head carriage)-1/4" -20 x 7/8"	1	9M	49
	353261-S7 Clip (wire)-control to bracket	2	OM, 1M, MA	50-53
	356687-S32 Clip (control wire to heater)	1	9M	49
	34805-S2 Lockwasher-1/4"	1	9M	49
	33795-S7 Nut (hex)-1/4"-20	1	9M	49
8A 18527-A	Motor assy (heater blower)	1	9M	49
OM 18527-B	Motor assy (heater blower)	1	OM, 1M	50-51
FAB 18527-A	Motor assy (heater blower)	1	MA	52-53
	34903-S8 Lockwasher-No. 10-motor to blower mounting plate	2	OM, 1M	50-51
	34938-S7 Lockwasher (external tooth)-No. 8	2	9M	49
	34052-S7 Nut (hex)-No. 8-32	2	9M	49
	34079-S7 Nut (hex)-No. 10-32-motor to blower mounting plate	2	OM, 1M	50-51
	351278-S8 Washer (flat)-7/32" I.D.-motor to mounting cup	2	OM, 1M	50-51
FAB 18535-A	Bracket assy (blower mounting)	1	MA	52-53
8M 18548	Control assy (heater defroster)-30-19/32" long	1	9M	49
OL 18548-B	Control assy (heater defroster)-26-1/4" length	1	OM, 1M	50-51
OM 18548-A	Control assy (heater defroster)-24-5/8" long	1	OM, 1M	50-51
FAB 18548-A	Control assy (heater defroster)-37" long	1	MA	52-53
	353261-S7 Clip (defroster control to heater outlet front plate)	1	OM, 1M, MA	50-53
	355993-S7 Locknut (hex)-3/8"-24	1	9M	49
	34907-S7 Lockwasher (internal tooth)-3/8"	1	9M	49
	42007-S8 Screw (hex-hd)-No. 10-12 x 1/2" -control to defroster outlet	1	MA	52-53
	42728-S8 Screw and washer (hex head)-No. 10-32 x 1/2"-control clips to control brackets	2	OM, 1M	50-51
1A 18551	Hose (water regulator to heater)-formed	1	9M	49
OM 18551	Hose (heater temperature valve to heater core)-formed	1	OM, 1M	50-51
1M 18551-A	NS Hose (heater temperature valve to heater core)-formed-use OM-18551	1	1M	51

MERCURY

CHASSIS PARTS CATALOGUE

PART NUMBER	PART NAME	NO. REQ'D	MODEL	YEAR 19__
-------------	-----------	-----------	-------	--------------

Accessories—Continued

Hot Water Heater—Continued

FAE 18551-A	Hose (heater temperature valve to heater core)-formed-7-1/2" formed length	1	MA	52-53
OM 18553	Kit (heater switch repair)-consists of the following (1) OH-14309-D Wire (1) OM-14309-E Wire (1) OL-18578-B Switch (1) OH-18591 Resistor (2) 32914-S8 Screw	1	OM	50
8M 18556-A	Hose (heater defroster)-10-1/2" long-passenger side	2	9M	49
8M 18556-B	Hose (heater defroster)-34" long-driver side	2	9M	49
OL 18556-A	Hose (heater defroster)-11-1/2" long-passenger side	1	OM,1M	50-51
OL 18556-B	Hose (heater defroster)-31-1/2" long-driver side	1	OM,1M	50-51
OH 18556-A	Hose (heater defroster)-8-1/2" long-passenger side	1	MA	52-53
FAA 18556-B	Hose (heater defroster)-33-1/2" long-driver side	1	MA	52-53
	42007-S8 Screw (hex-hd)-No. 10-12 x 1/2" -hose to defroster outlet	2	MA	52-53
8M 18567	Knob (heater blower switch)	1	9M	49
8M 18570-B	Gasket (blower motor housing to dash)-square hole-1/4" thick	1	9M	49
8M 18570-C	Gasket (heater core housing to dash)-round hole-1/4" thick	1	9M	49
OM 18570-A	Gasket (heater core housing to dash)-Rubber-3-7/8" x 6-15/16"	1	OM,1M	50-51
OM 18570-B	Gasket (heater blower housing to valve assy)-Rubber-5-1/4" O.D. x 4" I.D.	1	OM,1M	50-51
FAA 18570-A	Gasket (heater to dash)-7-1/2" x 11-13/32"	1	MA	52-53
TRA 18572-A	Clamp (heater hose)	8	9M	49
OA 18572-A	Clamp (heater hose)-stamped "OA-A1 or 2"	6	OM	50
1C 18572-A	Clamp (heater hose)-stamped "1C-A2"	6	1M,MA	51-53
8A 18578-A	Switch assy (heater control)	1	9M	49
OL 18578-B	Switch assy (heater control)	1	OM,1M	50-51
FAC 18578-B	Switch assy (heater control)	1	MA	52-53
	8M-11662 Nut (heater switch retainer)	1	9M	49
	11A-11672 Washer (heater switch retainer)	1	9M	49
	8M-14309-B Jumper wire assy (heater switch to blower motor)-60" long	1	9M	49
	OH-14309-D Wire (heater resistor junction)-6" long	1	OM	50
	OL-14309-B Wire (heater switch to resistor)-39" long	1	OM	50
	OM-14309-A Wire and fuse assy (ignition switch to heater switch)-8" long	1	9M,OM,1M,MA	49-53
	OM-14309-D Wire (heater switch to blower motor)-two wires-41" long-used with two speed motor	1	OM,1M	50-51
NS	OM-14309-E Wire (heater resistor to switch)-37" long-repl. by OL-14309-B	1	OM	50
	FAA-14309-A Wire assy (heater switch to blower motor)-53" long	1	MA	52-53
	352961-S Grommet (heater switch wire through dash to blower motor)-Rubber	1	9M	49

MERCURY

CHASSIS PARTS CATALOGUE

PART NUMBER	PART NAME	NO. REQ'D	MODEL	YEAR 19
Accessories—Continued				
Hot Water Heater—Continued				
NS	B-14526 Fuse (heater blower motor)-20 amp.- serviced in B-14527 Kit	1	9M,OM,1M,MA	49-53
	7RA-14586 Clip (heater switch wire)	2	OM,1M	50-51
8M 18583	Gasket (heater blower motor mounting to dash)	1	9M	49
8H 18583	Gasket (heater blower motor mounting)-3-3/8" O.D. x 1-1/2" I.D.-Felt	1	OM,1M	50-51
FAA 18583-A	Gasket (heater blower motor mounting)-Rubber-1-7/16" I.D. x 2-5/16" O.D.	1	MA	52-53
FAB 18584-B	Connector (heater blower to air valve)-5-3/4" length	1	MA	52-53
OH 18591	Resistor assy (heater switch to blower motor)-used with one speed motor	1	OM	50
	32914-S8 Screw (pan head)-No. 6-18 x 3/8"-resistor to dash	2	OM	50
8M 18595	Gasket (heater temperature regulator)	1	9M	49
OM 18595	Gasket (heater temperature regulator)	1	OM,1M	50-51
8M 18596	Gasket (heater core tubes to dash)	1	9M	49
8M 18598-B	Plate (heater switch name)-"Defrost"	1	9M	49
8M 18598-C	Plate (heater switch name)-"Blower"	1	9M	49
OL 18598	Bezel (heater blower switch)	1	OM,1M	50-51
8A 18599	Elbow (heater connection)	1	9M,OM,1M	49-51
8M 18599	Nipple (heater return)	1	9M,OM,1M,MA	49-53
OH 18599	Elbow (heater connection)-90° angle	1	MA	52-53
1M 18599-A	Elbow (heater connection)	1	1M	51
OA 18605	Grommet (heater blower motor mounting)	2	MA	52-53
FAB 18648-A	Hose (heater control valve to engine)-formed- 12-25/32" formed length	1	MA	52-53
OM 18654	Screw & lockwasher assy (heater assy to dash)-1/4"- 28 x 1/2"	2	OM,1M	50-51
FAA 18666-C	Hose (heater temperature control vacuum inlet)- 7/32" I.D. x 7/16" O.D. x 12-3/4" length	1	MA	52-53
	353376-A1-S Connector (tee)-hose to W/S wiper hose	1	MA	52-53
FAA 18668-D	NS Hose (heater temperature control vacuum outlet)- 31-3/4" length-cut from APA-17543-D	1	MA	52-53
FAB 18686-A	Hose (heater to engine water outlet)-formed-36-1/2" formed length	1	MA	52-53
FAA 18726-A	Clip (heater door)	1	MA	52-53

Kick Pad

MCK 19631-A	Kit (universal kick pad)-14" x 21"	1	MA	52-53
-------------	------------------------------------	---	----	-------

MERCURY

CHASSIS PARTS CATALOGUE

PART NUMBER	QTY	PART NAME	NO. REQ'D	MODEL	YEAR
-------------	-----	-----------	-----------	-------	------

Accessories—Continued

License Plate Frames

HDK 18350-A		Kit (license plate frames)-consists of the following (2) BH-18350-A Frame Kit	1	MA	53
BH 18350-A	NS	Kit (license plate frame)-serviced in HDK-18350-A Kit	1or2	MA	53
5EH 18480-A		Frame (license plate)-square corners-except California and Wisconsin	1	GM, OM, LM, MA	49-52
5EH 18480-B		Frame (license plate)-round corners-for California	1	GM, OM, LM, MA	49-52

License Plate Frame Windows

HDK 15480-A		Kit (license plate frame window)-used in Nebraska, Rhode Island, Utah, Vermont, and Delaware-consists of the following (2) BH-15480-A Window	1	MA	53
BH 15480-A	NS	Window assy (license plate frame)-5" x 9-15/16" window opening-serviced in HDK-15480-A Kit	1or2	MA	53
HDK 15480-B		Kit (license plate frame window)-used in Kansas, New Jersey, Pennsylvania, Texas, Kentucky and Maine-consists of the following (2) BH-15480-B Window	1	MA	53
BH 15480-B	NS	Window assy (license plate frame)-5-7/16" x 9-15/16" window opening-serviced in HDK-15480-B Kit	1or2	MA	53
HDK 15480-C		Kit (license plate frame window)-used in Alabama, Arizona, California, Colorado, Florida, Georgia, Missouri, Montana, New York, New Mexico, Oklahoma, South Carolina, Washington, Kentucky and Massachusetts-consists of the following (2) BH-15480-C Window	1	MA	53
BH 15480-C	NS	Window assy (license plate frame)-5" x 11-15/16" window opening-serviced in HDK-15480-C Kit	1or2	MA	53
HDK 15480-D		Kit (license plate frame window)-used in Nevada, North Dakota, South Dakota and Tennessee-consists of the following (2) BH-15480-D Window	1	MA	53
BH 15480-D	NS	Window assy (license plate frame)-4-1/4" x 9-15/16" window opening-serviced in HDK-15480-D Kit	1or2	MA	53
HDK 15480-E		Kit (license plate frame window)-used in Arkansas, Indiana, Maryland, Minnesota, Mississippi, Virginia, Idaho, Ohio and Illinois-consists of the following (2) BH-15480-E Window	1	MA	53
BH 15480-E	NS	Window assy (license plate frame)-5-1/4" x 10-15/16" window opening-serviced in HDK-15480-E Kit	1or2	MA	53
HDK 15480-F		Kit (license plate frame window)-used in Iowa, Louisiana, North Carolina, Oregon and West Virginia-consists of the following (2) BH-15480-F Window	1	MA	53
BH 15480-F	NS	Window assy (license plate frame)-4-1/16" x 11-1/16" window opening-serviced in HDK-15480-F	1or2	MA	53

MERCURY

CHASSIS PARTS CATALOGUE

PART NUMBER	QTY	PART NAME	NO. REQ'D	MODEL	YEAR
-------------	-----	-----------	-----------	-------	------

Accessories—Continued

License Plate Frame Windows—Continued

HDK 15480-G		Kit (license plate frame window)-used in Connecticut, New Hampshire, District of Columbia, Illinois, Ohio, Delaware, Maine and Massachusetts-consists of the following (2) BH 15480-G Window	1	MA	53
BH 15480-G	NS	Window assy (license plate frame)-5-1/4" x 8-3/4" window opening-serviced in HDK-15480-G Kit	1 or 2	MA	53
HDK 15480-H		Kit (license plate frame window)-used in Michigan-consists of the following (2) BH-15480-H Window	1	MA	53
BH 15480-H	NS	Window assy (license plate frame)-5-1/8" x 12-3/8" special window opening-serviced in HDK-15480-H Kit	1	MA	53
HDK 15480-J		Kit (license plate frame window)-used in Wisconsin and Wyoming-consists of the following (2) BH-15480-J Window	1	MA	53
BH 15480-J	NS	Window assy (license plate frame)-all clear window-serviced in HDK-15480-J	1 or 2	MA	53

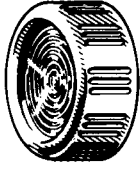
Radio

FAB 18805-A		Radio assy (8 tube)-less antenna	1	MA	52
FAF 18805-A		Radio assy (8 tube)-less antenna	1	MA	53
		78-13466 Bulb (clear)-1-1/2 C.P.-S.C.-radio	2	MA	52-53
	NS	8A-14526 Fuse-14 amp.-radio-serviced in APA-14527-D Kit	1	9M, OM, 1M, MA	49-53
		OM-14533 Wiring assy (radio pilot lamp jumper)-6" long	1	OM	50
		34903-S8 Lockwasher-No. 10-radio to instrument panel	1	1M	51
		33795-S7 Nut (hex)-1/4"-20-radio to instrument panel	2	9M	49
		34079-S7 Nut (hex)-No. 10-32-radio to instrument panel	1	OM, 1M	50-51
		32923-S7 Screw (pan-hd)-No. 8-15 x 1/2"-radio band strap to cowl	1	MA	52-53
		52726-S8 Screw (pan-hd)-No. 8-15 x 1/2"-radio speaker to instr. panel	4	MA	52-53
1H 18811-A		Suppressor assy (radio)-ignition coil	1	1M, MA	51-53
OM 18812-A		Cable assy (radio antenna)-29" long	1	OM, 1M	50-51
FAA 18812-A		Cable assy (radio antenna)-36" long	1	MA	52-53
8M 18813-C		Antenna assy (radio)-manual-top cowl	1	9M	49
OM 18813-A		Antenna assy (radio)-manual-top cowl	1	OM, 1M	50-51
FAB 18813-B		Antenna assy (radio)-manual-R.H. fender	1	MA	52-53
		34913-S Lockwasher (internal tooth)-3/4"	1	9M, OM, 1M	49-51
		34079-S7 Nut (hex)-No. 10-32-antenna tube and plug to stanchion	1	OM, 1M	50-51
		34803-S7 Washer (lock)-No. 10-antenna tube and plug to stanchion	1	OM, 1M	50-51
		351214-S Washer (flat)-No. 10	1	OM, 1M	50-51


CHASSIS PARTS CATALOGUE

Accessories—Continued

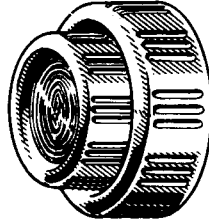
Radio—Continued



8M-18817-A



8M-18818-A




8M-18824-A

PM-234

PART NUMBER	QUANTITY	PART NAME	NO. REQ'D	MODEL	YEAR
					19
8M 18817-A		Knob (radio receiver)-volume control	1	9M	49
OM 18817		Knob assy (radio volume control and roadlamp control switch)	3	OM	50
1M 18817		Knob assy (radio volume control)	2	1M	51
FAB 18817-A		Knob assy (radio volume control)	2	MA	52
FAB 18817-B		Knob assy (radio volume control)	2	MA	53
8M 18818-A		Disc (radio knob trim)	1	9M	49
8M 18824-A		Knob assy (radio tuning control)	1	9M	49
OL 18830		Disc (radio tone & rear seat speaker volume control)	2	OM,1M	50-51
FAB 18830-A		Disc (radio tone control)	2	MA	52-53
8M 18842		Bezel (radio control)	1	9M	49
		34803-S7 Lockwasher-No. 10	2	9M	49
		355836-S7 Nut (hex)-No. 10-24	2	9M	49



OM-18817



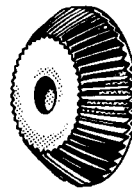
1M-18817



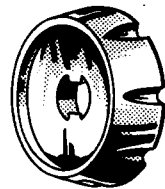
FAB-18817-A



FAB-18817-B



OL-18830



FAB-18830-A

PM-627

OL 18856		Button (radio knob opening plug)-used in cars without radio	2	OM,1M	50-51
	OM-7204371	Plate (radio opening cover)-used in cars without radio	1	OM,1M	50-51
	BC-7004371-AE	Plate (radio opening cover)-used in cars without radio-Mahogany Grain	1	MA79	52-53
	BC-7004371-AP	Plate (radio opening cover)-used in cars without radio	1	MA except 79	52-53
	BC-7004416-A	Retainer (radio opening cover plate)-used in cars without radio	2	MA	52-53

MERCURY

CHASSIS PARTS CATALOGUE

PART NUMBER	PART NAME	NO. REQ'D	MODEL	YEAR
-------------	-----------	-----------	-------	------

Accessories—Continued

Radio—Continued

8M 18888-A	Support (radio receiver rear)-6-3/16" long	1	9M	49
8M 18888-B	Support (radio receiver rear)-4-15/16" long	1	9M	49
OM 18888	Support (radio receiver rear)-R.H.	1	OM,1M	50-51
FAB 18888-A	Support (radio receiver rear)-R.H.-9-13/16" length	1	MA	52
FAF 18888-A	Support (radio receiver rear)-R.H.-9-13/16" long- with 9/32" x 5/8" slot at bottom end	1	MA	53
OM 18890	Support (radio receiver rear)-L.H.	1	OM,1M	50-51
FAB 18890-A	Support (radio receiver rear)-L.H.-9-13/16" length	1	MA	52
FAF 18890-A	Support (radio receiver rear)-L.H.-9-13/16" long- with 9/32" x 5/8" slot at bottom end	1	MA	53
8M-7004429	Extension assy (radio receiver support)	1	9M	49
33920-S	Nut (hex)-1/4"-20 support to radio receiver & instr. panel	4	OM,1M,MA	50-53
34940-S2	Lockwasher-1/4"-support to radio receiver & instr. panel	4	OM,1M,MA	50-53
FAA 18922-B	Stanchion (radio antenna)	1	MA	52-53
8L 18954	Clamp (radio antenna lead)	1	9M,OM	49-50

Reading and Vanity Lamp

HCK 18295-A	Kit (reading & vanity light installation)-consists of the following (1) FAA-18208-A Kit (mirror) (1) FAB-18295-B Kit (map light)	1	MA	52-53
FAA 18208-A	Kit (visor vanity mirror installation)	1	MA	52-53
FAB 18295-B	NS Kit (visor mounted map light installation)-serviced in HCK-18295-A Kit	1	MA	52-53

Rear Compartment Draft Deflector

BC 19136-A	Kit (rear compartment draft deflector installation)	1	MA60-70-73	52-53
------------	---	---	------------	-------

Rear Door Safety Lock

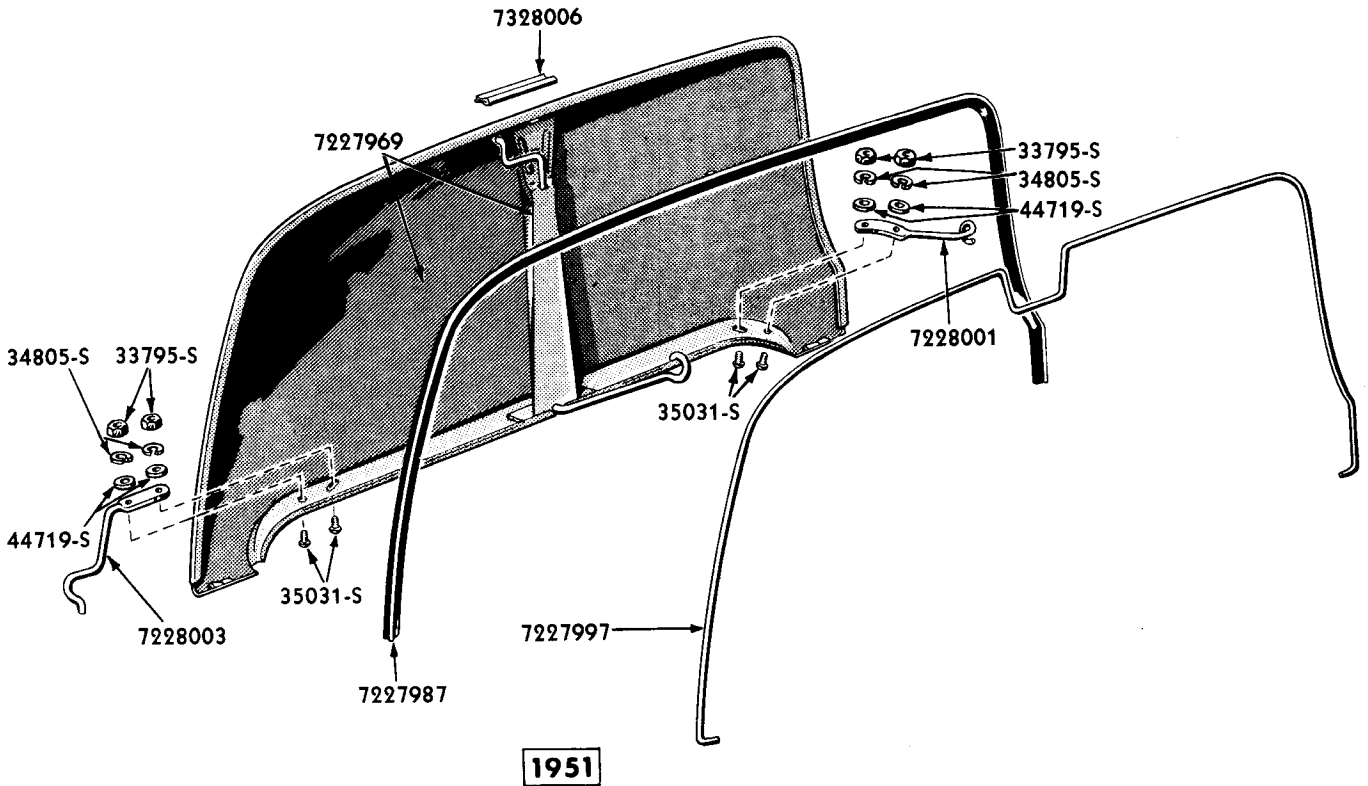
HAK 18333-A	Kit (rear door safety lock installation)-consists of the following (12) LH-18333 Lock Kit	1	9M74,OM74,1M74	49-51
LH 18333	NS Kit (rear door safety lock)-serviced in HAK-18333-A Kit	1	9M74,OM74,1M74	49-51

MERCURY

CHASSIS PARTS CATALOGUE

Accessories—Continued

Rear Fender Shield



PM-465

REAR FENDER SHIELD

Basic numbers only shown on illustration. Order by Part Numbers shown in list of parts.

PART NUMBER	QUANTITY	PART NAME	NO. REQ'D	MODEL	YEAR
1L 18973		Kit (rear fender shield installation)-consists of the following	1	1M except 79	51
	(1)	1L-7227968 Cover			
	(1)	1L-7227969 Cover			
	(1)	1L-7227986 Seal			
	(1)	1L-7227987 Seal			
	(1)	1L-7227996-B Retainer			
	(1)	1L-7227997-B Retainer			
	(1)	1L-7228000 Bracket			
	(1)	1L-7228001 Bracket			
	(1)	1L-7228002 Bracket			
	(1)	1L-7228003 Bracket			
	(2)	8L-7328006 Clip			

MERCURY

CHASSIS PARTS CATALOGUE

PART NUMBER	PART NAME	NO. REQ'D	MODEL	YEAR 19__
-------------	-----------	-----------	-------	--------------

Accessories—Continued

Rear Fender Shield—Continued

BC 18973-A	Kit (rear fender shield installation)-consists of the following (1) BC-7027974-A Cover (1) BC-7027975-A Cover (2) BC-7027986-A Seal (1) BC-7028000-A Bracket (1) BC-7028001-A Bracket (1) BC-7028002-A Bracket (1) BC-7028003-A Bracket	1	MA	52-53
BC 7027974-A	Cover assy (quarter panel wheel opening)-R.H.	1	MA	52-53
BC 7027975-A	Cover assy (quarter panel wheel opening)-L.H.	1	MA	52-53
BC 7027986-A	Seal (quarter panel wheel opening cover)-33" long	2	MA	52-53
BC 7028000-A	Bracket (quarter panel wheel opening cover front)-R.H.	1	MA	52-53
BC 7028001-A	Bracket (quarter panel wheel opening cover front)-L.H.	1	MA	52-53
BC 7028002-A	Bracket (quarter panel wheel opening cover rear)-R.H.	1	MA	52-53
BC 7028003-A	Bracket (quarter panel wheel opening cover rear)-L.H.	1	MA	52-53
1L 7227968	Cover assy (quarter panel wheel opening)-R.H.	1	1M except 79	51
1L 7227969	Cover assy (quarter panel wheel opening)-L.H.	1	1M except 79	51
1L 7227986	Seal (quarter panel wheel opening cover)-R.H.-58-3/4" long	1	1M except 79	51
1L 7227987	Seal (quarter panel wheel opening cover)-L.H.-58-3/4" long	1	1M except 79	51
1L 7227996-B	Retainer (quarter panel wheel cover seal)-R.H.	1	1M except 79	51
1L 7227997-B	Retainer (quarter panel wheel cover seal)-L.H.	1	1M except 79	51
1L 7228000	Bracket (quarter panel wheel opening cover)-front-R.H.	1	1M	51
1L 7228001	Bracket (quarter panel wheel opening cover)-front-L.H.	1	1M	51
1L 7228002	Bracket (quarter panel wheel opening cover)-rear-R.H.	1	1M	51
1L 7228003	Bracket (quarter panel wheel opening cover)-rear-L.H.	1	1M	51
8L 7328006	Clip (rear fender shield)	2	9M,0M,1M	49-51

Rear Seat Speaker

FAA 18875-A	Speaker assy (rear seat)-Flush type	1	MA60-70-73	52-53
OM 18834	Kit (radio rear seat speaker adapter wiring)-consists of the following (1) OM-14571 Wiring with installation instructions	1	OM72A,1M72A	50-51
NS	OM-14571 Wiring assy (radio receiver to rear seat speaker)-200" long-service in OM-18834 Kit		OM72A,1M72A	50-51

MERCURY

CHASSIS PARTS CATALOGUE

PART NUMBER	PLC	PART NAME	NO. REQ'D	MODEL	YEAR 19__
-------------	-----	-----------	-----------	-------	-----------

Accessories—Continued

Rear View Mirror (Inside)

OM 18400-B		Kit (rear view mirror inside installation)-non glare	1	OM	50
BC 18400-A		Kit (rear view mirror inside installation)-non-glare -consists of the following (1) BC-17700-B Mirror with installation instructions	1	MA70-73-79	52-53
BC 18400-B		Kit (rear view mirror inside installation)-non-glare -consists of the following (1) BC-17700-D Mirror with installation instructions	1	MA60-76	52-53
LL 17700	NS	Mirror assy (rear view)-inside-glare proof-serviced in LL-18400 Kit	1	LM	51
BC 17700-B	NS	Mirror assy (rear view)-inside-non-glare-serviced in BC-18400-A Kit	1	MA70-73-79	52-53
BC 17700-D	NS	Mirror assy (rear view)-inside-non-glare-serviced in BC-18400-B Kit	1	MA60-76	52-53

Rear View Mirror (Outside)

BC 18402-A		Kit (rear view mirror installation)-outside-consists of the following (1) BC-17682-A Mirror (1) Plate (1) Stud (2) 52721-S8 Screw	1	MA	52-53
BC 17682-A	NS	Mirror assy (rear view)-outside-serviced in BC-18402-A Kit	1	MA	52-53
OH 17737		Stud (rear view mirror attaching)	1	9M,OM,1M	49-51

Rear Window Defroster

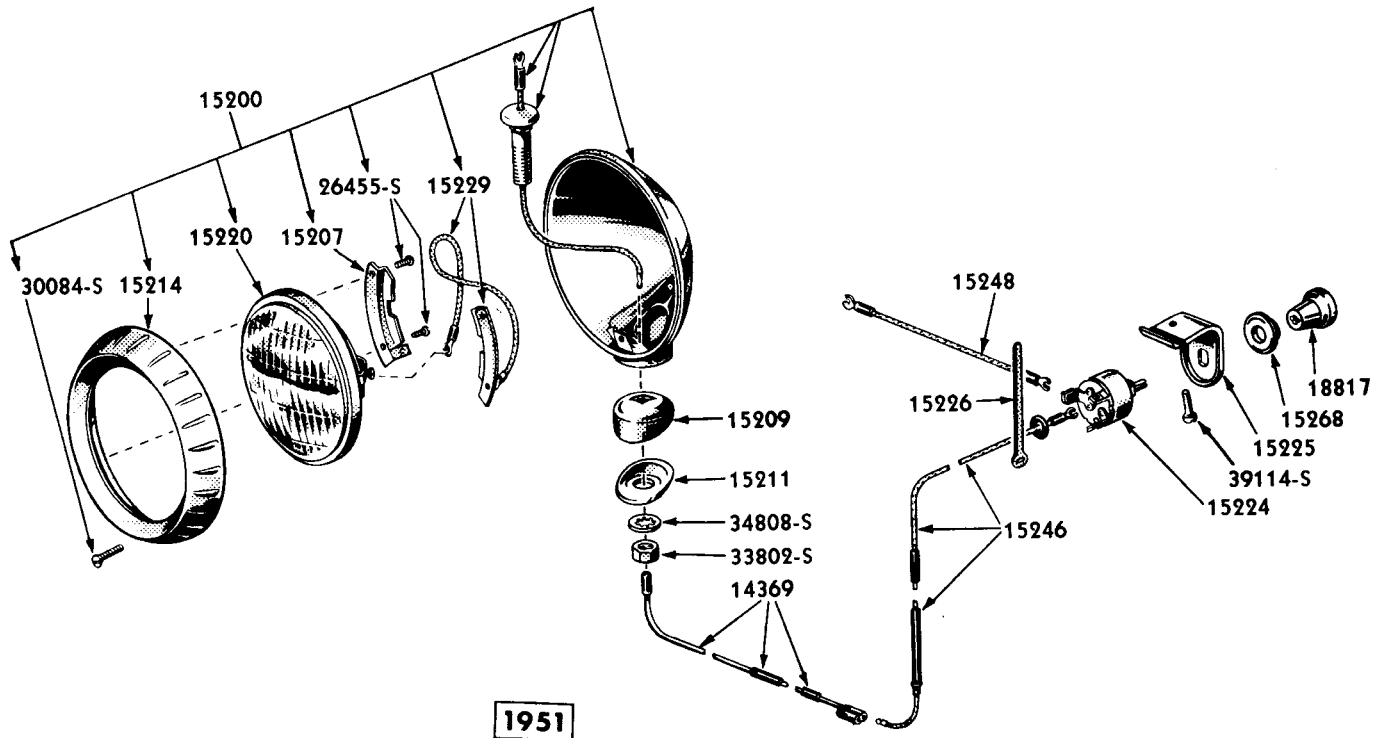
FAA 18397-A		Kit (rear window defroster installation)-consists of the following (2) FAA-18630-A Defroster (2) FAA-18640-A Grille	1	MA except 76-79	52-53
FAA 18630-A	NS	Defroster assy (rear window)-serviced in FAA-18397-A Kit	2	MA except 76-79	52-53
FAA 18631-A		Motor assy (rear window defroster)	2	MA except 76-79	52-53
FAA 18640-A		Grille (rear window defroster)	2	MA except 76-79	52-53

Rear Window Wiper

HAK 18387-A		Kit (rear window wiper installation)	1	OM72-74	50
BD 18387-B		Kit (rear window wiper installation)	1	MA60-70-73	52-53

Accessories—Continued

Roadlamp



PM-463

ROADLAMP AND RELATED PARTS

Basic numbers only shown on illustration. Order by Part Numbers shown in list of parts.

PART NUMBER	QTY	PART NAME	NO. REQ'D	MODEL	YEAR
FAB 18207-A		Kit (roadlamp installation)-consists of the following	1	MA	52-53
		(1) FAB-14369-A Wire			
		(2) FAB-15200-A Lamp			
		(1) 1C-15224-A Switch			
		(1) FAA-15225-A Bracket			
		(1) FAB-15246-A Wire			
		(1) OM-15248 Wire			
		(1) FAA-15259-A Knob			
		(1) FAA-15268-A Bezel			
		(1) 23901-S4 Bolt			
		(1) 33795-S7 Nut			
		(1) 34805-S8 Washer			
		(5) 356668-S32 Clip			
		(1) 357513-S32 Clip			
		(1) 44719-S8 Washer			
8M 14369		Wire assy (roadlamp jumper)-37" long	1	9M,OM,1M	49-51
FAB 14369-A		Wire assy (roadlamp jumper)-27" long	1	MA	52-53
		356668-S32 Clip (wiring)-wire to hood lock plate	3	MA	52-53
		357513-S32 Clip (wiring)-wire to hood lock plate	1	MA	52-53

MERCURY

CHASSIS PARTS CATALOGUE

PART NUMBER	CLAS	PART NAME	NO. REQ'D	MODEL	YEAR
Accessories—Continued					
Roadlamp—Continued					
8M 15200-A		Roadlamp assy-clear lens	2	9M	49
OM 15200		Roadlamp assy-clear lens	2	OM	50
OL 15200		Roadlamp assy-clear lens	2	1M	51
FAB 15200-A		Roadlamp assy-clear lens	2	MA	52-53
		34808-S8 Lockwasher-7/16"	2	9M,OM,1M	49-51
		33802-S8 Nut (hex)-7/16"-20	2	9M,OM,1M	49-51
		42650-S7 Screw and washer (rd-hd)-No. 10-32 x 3/8"-lamp to bumper guard	6	MA	52-53
21T 15207		Adapter (roadlamp locating ring)	2	9M,OM	49-50
OM 15207		Retainer (roadlamp ring)-used with serrated rim	4	OM,1M	50-51
		26455-S8 Screw (round head)-No. 4-40 x 1/4"-ring retainer to door	4	OM,1M	50-51
8M 15209-A		Bracket (roadlamp mounting)	2	9M,OM	49-50
1H 15209-A		Prop (roadlamp mounting)-1-1/2" diameter	2	1M	51
		20301-S8 Bolt (hex head)-1/4"-20 x 3/8"	4	9M,OM	49-50
		34805-S2 Lockwasher-1/4"	2	9M,OM	49-50
8M 15211		Washer (roadlamp mounting)	2	9M,OM	49-50
1H 15211-A		Washer (roadlamp mounting)-1-9/16" diameter	2	1M	51
OM 15214		Rim (roadlamp)-Serrated	2	OM,1M	50-51
		30084-S13 Screw (oval head)-No. 8-32 x 1-1/8"-door to lamp	2	OM,1M	50-51
FAA 15214-A		Ring (roadlamp retainer)	2	MA	52-53
		34822-S7 Lockwasher-No. 8-ring to lamp adaptor	6	MA	52-53
		31304-S8 Screw (fillister hd)-No. 8-32 x 1/4"-ring to lamp adaptor	6	MA	52-53
11A 15220-B		Bulb (roadlamp)-Sealed Beam-Clear	2	9M,OM,1M,MA	49-53
5EH 15224		Switch assy (roadlamp)	1	9M,OM	49-50
OL 15224		Switch assy (roadlamp)-turn type	1	1M	51
1C 15224-A		Switch assy (roadlamp)-pull type	1	MA	52-53
FAA 15225-A	NS	Bracket (roadlamp switch)-serviced in FAB-18207-A Kit	1	MA	52-53
		23901-S4 Bolt (carriage)-1/4"-20 x 5/8"-bracket to instrument panel	1	MA	52-53
		34805-S8 Lockwasher-1/4"-bracket to instrument panel	1	MA	52-53
		33795-S7 Nut (hex)-1/4"-20-bracket to instrument panel	1	MA	52-53
		44719-S8 Washer (flat)-1/4"-bracket to instrument panel	1	MA	52-53
1H 15226-A		Clamp (roadlamp wire)-strap-4" long	3	1M	51
7EH 15227		Boot (roadlamp adjusting nut)	4	MA	52-53
OM 15229		Ring (roadlamp unit retainer assy)-used with serrated rim	2	OM,1M	50-51
		26455-S8 Screw (round head)-No. 4-40 x 1/4"-ring unit retainer to door	4	OM,1M	50-51

MERCURY

CHASSIS PARTS CATALOGUE

PART NUMBER	PART NAME	NO. REQ'D	MODEL	YEAR
-------------	-----------	-----------	-------	------

Accessories - Continued

Roadlamp-Continued

FAA 15229-A	Adaptor (roadlamp)	2	MA	52-53
5EH 15231	Spring (roadlamp adaptor retainer)	6	MA	52-53
7EH 15233	Clip (roadlamp wiring loom)	3	MA	52-53
5EH 15239	Wire (roadlamp ground)-5" long	2	MA	52-53
7EH 15244	Wire assy (roadlamp lead)-30-1/2" long	2	MA	52-53
	356668-S32 Clip (wiring)-wire to bumper grille bar	2	MA	52-53
GM 15246	Wire assy (roadlamp switch to double connection)-83" long	1	GM,OM	49-50
OM 15246	Wire assy (roadlamp switch to double connector)-93" long	1	LM	51
FAB 15246-A	Wire assy (roadlamp switch to double connector)-69" long	1	MA	52-53
	351230-S7 Lockwasher-No. 8-wire to lamp switch	3	GM,OM,LM,MA	49-53
	26457-S7 Screw (rd-hd)-No. 8-32 x 1/4"-wire to lamp switch	3	GM,OM,LM,MA	49-53
GM 15248	Wire assy (roadlamp switch to headlamp switch)-8" long	1	GM,OM	49-50
OM 15248	Wire assy (roadlamp switch to headlamp switch)-14-1/2" long	1	LM,MA	51-53
FAA 15259-A	NS Knob assy (roadlamp switch)-serviced in FAB-18207-A Kit	1	MA	52-53
1H 15268-A	Bezel (roadlamp switch)-4 slot center	1	LM	51
FAA 15268-A	Bezel (roadlamp switch)-2 slot center	1	MA	52-53
OM 18817	Knob assy (roadlamp switch)	1	OM	50
LM 18817	Knob assy (roadlamp control switch)	1	LM	51
8L 18954	Clamp (roadlamp wiring)-3-1/8" strap	3	GM,OM,LM,MA	49-52

Spare Tire Valve Air Extension

8L 18349	Extension assy (spare tire valve)	1	GM,OM,LM	49-51
----------	-----------------------------------	---	----------	-------

Spotlight

FAA 18148-B	Spotlight assy (utility hand)	1	MA	52-53
FAB 18151-B	Kit (spotlight installation)-consists of the following (1) FAB-15300-B Light (1) FAA-15342-A Clip	1	MA	52-53
FAB 18151-C	Kit (spotlight installation)-consists of the following (1) FAB-15300-C Light (1) FAA-15342-A Clip	1	MA	52-53
8H 18154	Kit (spotlight bracket installation)-R.H.-consists of the following (1) 8H-15320 Bracket (1) 5EH-18576 Bracket (3) 32859-S13 Screw	1	GM76,OM76	49-50

MERCURY

CHASSIS PARTS CATALOGUE

PART NUMBER	CLASS	PART NAME	NO. REQ'D	MODEL	YEAR 19__
Accessories—Continued					
Spotlight—Continued					
8L 18154		Kit (spotlight bracket installation)-R.H.-consists of the following (1) 8L-15320 Bracket (1) 5EH-18576 Bracket (3) 32859-S13 Screw	1	9M79,OM79,1M79	49-51
8M 18154		Kit (spotlight bracket installation)-R.H.-consists of the following (1) 8M-15320 Bracket (1) 5EH-18576 Bracket (3) 32859-S13 Screw	1	9M72-74,OM72-74,1M72-74-76	49-51
FAB 18154-A		Kit (spotlight bracket installation)-R.H.-consists of the following (1) FAB-15320-A Bracket (1) FAB-15324-A Gasket (1) 8A-15325 Bracket (1) 32859-S13 Screw (2) 32996-S13 Screw	1	MA70-73-79	52-53
FAB 18154-B		Kit (spotlight bracket installation)-R.H.-consists of the following (1) FAB-15320-B Bracket (1) FAB-15324-B Gasket (1) 8A-15325 Bracket (1) 32859-S13 Screw (2) 32996-S13 Screw	1	MA60-76	52-53
8H 18155		Kit (spotlight bracket installation)-L.H.-consists of the following (1) 8H-15321 Bracket (1) 5EH-18576 Bracket (3) 32859-S13 Screw	1	9M76,OM76	49-50
8L 18155		Kit (spotlight bracket installation)-L.H.-consists of the following (1) 8L-15321 Bracket (1) 5EH-18576 Bracket (3) 32859-S13 Screw	1	9M79,OM79,1M79	49-51
8M 18155		Kit (spotlight bracket installation)-L.H.-consists of the following (1) 8M-15321 Bracket (1) 5EH-18576 Bracket (3) 32859-S13 Screw	1	9M72-74,OM72-74,1M72-74-76	49-51
FAB 18155-A		Kit (spotlight bracket installation)-L.H.-consists the following (1) FAB-15321-A Bracket (1) FAB-15324-A Gasket (1) 8A-15325 Bracket (1) 32859-S13 Screw (2) 32996-S13 Screw	1	MA70-73-79	52-53
FAB 18155-B		Kit (spotlight bracket installation)-L.H.-consists the following (1) FAB-15321-B Bracket (1) FAB-15324-B Gasket (1) 8A-15325 Bracket (1) 32859-S13 Screw (2) 32996-S13 Screw	1	MA60-76	52-53
8A 14526	NS	Fuse (spotlight)-14 amp.-serviced in APA-14527-D	1	9M,OM,1M,MA	49-53
FAB 15300-B	NS	Light assy (spot)-6-3/16" O.D.-serviced in FAB-18151-B Kit	1	MA	52-53
FAB 15300-C	NS	Light assy (spot)-5-1/8" O.D.-serviced in FAB-18151-C Kit	1	MA	52-53

MERCURY

CHASSIS PARTS CATALOGUE

PART NUMBER	UNIT	PART NAME	NO. REQ'D	MODEL	YEAR 19__
Accessories - Continued					
Spotlight - Continued					
8H 15320	NS	Bracket assy (spotlight)-outside-R.H.-serviced in 8H-18154 Kit	1	9M76, 0M76	49-50
8L 15320	NS	Bracket assy (spotlight)-outside-R.H.-serviced in 8L-18154 Kit	1	9M79, 0M79, 1M79	49-51
8M 15320	NS	Bracket assy (spotlight)-outside-R.H.-serviced in 8M-18154 Kit	1	9M72-74, 0M72-74, 1M except 79	49-51
FAB 15320-A	NS	Bracket (spotlight)-outer-R.H.-serviced in FAB-18154-A Kit	1	MA70-73-79	52-53
FAB 15320-B	NS	Bracket (spotlight)-outer-R.H.-serviced in FAB-18154-B Kit	1	MA60-76	52-53
8H 15321	NS	Bracket assy (spotlight)-outside-L.H.-serviced in 8H-18155 Kit	1	9M76, 0M76	49-50
8L 15321	NS	Bracket assy (spotlight)-outside-L.H.-serviced in 8L-18155 Kit	1	9M79, 0M79, 1M79	49-51
8M 15321	NS	Bracket assy (spotlight)-outside-L.H.-serviced in 8M-18155 Kit	1	9M72-74, 0M72-74, 1M except 79	49-51
FAB 15321-A	NS	Bracket (spotlight)-outer-L.H.-serviced in FAB-18155-A Kit	1	MA70-73-79	52-53
FAB 15321-B	NS	Bracket (spotlight)-outer-L.H.-serviced in FAB-18155-B Kit	1	MA60-76	52-53
		32859-S13 Screw (rd-hd self tapping)-No. 10-12 x 1/2"-bracket to body	1 or 3	9M, 0M, 1M, MA	49-53
		32996-S13 Screw (oval head)-No. 10-12 x 5/8"-bracket to body	2	MA	52-53
FAB 15324-A	NS	Gasket (spotlight bracket)-outer-serviced in FAB-18154-A and FAB-18155-A Kits	1	MA70-73-79	52-53
FAB 15324-B	NS	Gasket (spotlight bracket)-outer-serviced in FAB-18154-B and FAB-18155-B Kits	1	MA60-76	52-53
8A 15325	NS	Bracket assy (spotlight)-inner-serviced in FAB-18154-A and B, FAB-18155-A and B Kits	1	MA	52-53
8C 15328		Rim assy (spotlight)	1	9M	49
0L 15328		Door (spotlight lens)	1	0M, 1M, MA	50-53
		355083-S13 Screw (oval head)-No. 8-32 x 5/8"-door to lamp	1	0M, 1M, MA	50-53
6A 15330		Bulb assy (spotlight)-4-13/32" O.D.-Sealed Beam	1	9M, 0M, 1M, MA	49-53
8C 15330		Bulb assy (spotlight)-5-21/32" O.D.-Sealed Beam	1	9M, 0M, 1M, MA	49-53
51A 15332		Switch assy (spotlight)	1	9M, 0M, 1M, MA	49-53
		29546-S13 Screw (oval head)-No. 6-32 x 5/16"-switch to lamp	1	9M, 0M, 1M, MA	49-53
FAA 15342-A		Clip (spotlight wiring)	1	MA	52-53
5EH 18576	NS	Bracket assy (spotlight)-inside-serviced in 8H-18154-5, 8L-18154-5 and 8M-18154-5 Kits	1	9M, 0M, 1M	49-51

MERCURY

CHASSIS PARTS CATALOGUE

PART NUMBER	QUANTITY	PART NAME	NO. REQ'D	MODEL	YEAR 19__
-------------	----------	-----------	-----------	-------	-----------

Accessories—Continued

Spotlight Mirror

FAA 18403-A		Kit (spotlight mirror installation)-consists of the following (1) FAA-15311-B Mirror (1) 34079-S7 Nut (1) 34804-S8 Washer	1	MA	52-53
FAA 15311-B	NS	Mirror assy (spotlight)-serviced in FAA-18403-A Kit	1	MA	52-53
		34804-S8 Lockwasher-No. 10-mirror to spotlight	1	MA	52-53
		34079-S7 Nut (hex)-No. 10-32-mirror to spotlight	1	MA	52-53

Steering Wheel

FAB 18373-C		Kit (steering wheel and horn ring installation)-Platinum Metallic-consists of the following (1) FAA-3599-J Wheel & Ring (1) FAA-3623-D Cap	1	MA	52-53
FAA 3599-J	NS	Wheel and horn ring (steering)-Platinum Metallic-serviced in FAB-18373-C Kit	1	MA	52-53
FAA 3623-D		Cap (steering wheel)	1	MA	52-53

Tissue Dispenser

BG 18261-A		Dispenser (tissue)	1	MA	53
------------	--	--------------------	---	----	----

Traffic Lamp Reflector

BD 18342-A		Kit (traffic lamp reflector installation)-consists of the following (1) BC-15100-A Reflector (1) BC-15104-A Pad (2) 52344-S2 Screw	1	MA	52-53
BC 15100-A	NS	Reflector assy (traffic lamp)-serviced in BC-18342-A Kit	1	MA	52-53
		52344-S2 Screw (oval hd)-No. 8-15 x 1/2" -reflector to panel	2	MA	52-53
BC 15104-A	NS	Pad (traffic reflector mounting)-serviced in BD-18342-A Kit	1	MA	52-53

Utility Lamp

8H 15550		Lamp assembly (utility)-one bulb type	1	9M, OM, LM	49-51
		51A-13465 Bulb (utility lamp)-15 C.P.-D.C.	1	9M, OM, LM	49-51
1H 15550-A		Lamp assy (utility)-two bulb type	1	9M, OM, LM, MA	49-53
		B-13466 Bulb (utility lamp)-3C.P.-S.C.-No. 63	1	9M, OM, LM, MA	49-53
		A-18570 Bulb (utility lamp)-32 C.P.-S.C.	1	9M, OM, LM, MA	49-53
HAK 15550-A		Kit (emergency utility lamp and case)-includes 1H-15550-A lamp	1	9M, OM, LM, MA	49-53

MERCURY

CHASSIS PARTS CATALOGUE

PART NUMBER	CLC	PART NAME	NO. REQ'D	MODEL	YEAR
-------------	-----	-----------	-----------	-------	------

Accessories—Continued

Vanity Mirror

FAA 18208-A		Kit (visor vanity mirror installation)-consists of the following (1) OH-13757 Mirror (2) OH-13814 Screw (2) OH-13816 Nut (4) OH-13817 Washer	1	MA	52-53
OH 13757	NS	Mirror (visor vanity)-serviced in FAA-18208-A Kit	1	MA	52-53
OH 13814	NS	Screw (mirror to visor)-serviced in FAA-18208-A Kit	2	MA	52-53
OH 13816	NS	Nut (mirror to visor)-serviced in FAA-18208-A Kit	2	MA	52-53
OH 13817	NS	Washer (mirror to visor)-serviced in FAA-18208-A Kit	4	MA	52-53

Wheel Hub Cap

MA 1130-C		Cap (wheel hub)	4	MA	52
MA 1130-D		Cap (wheel hub)	4	MA	53

Wheel Trim Rings

LM 18303		Ring (wheel trim)-outer	5	LM	51
----------	--	-------------------------	---	----	----

Window Vents

BC 18246-A		Kit (window vents installation)	1	MA70	52-53
BC 18246-B		Kit (window vents installation)	1	MA73	52-53
BG 18246-A		Kit (window vents installation)	1	MA60	52-53

Windshield Washer

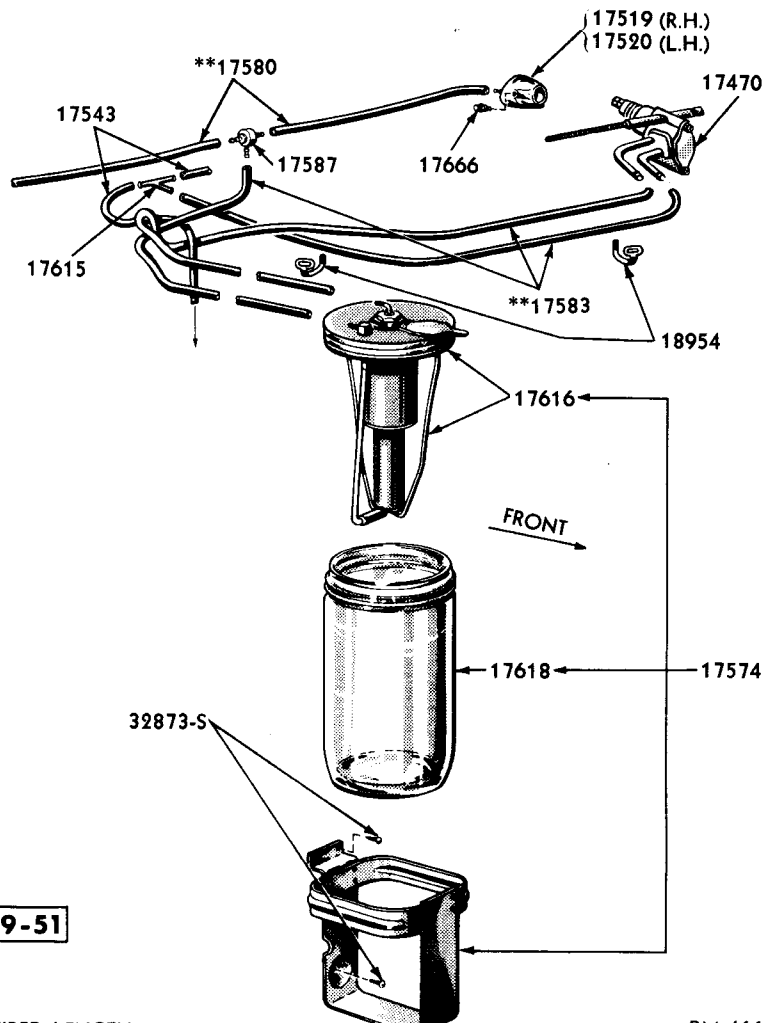
BD 18293-A		Kit (automatic w/s washer installation)-consists of the following (3) 51A-17410 Clamp (1) OM-17574 Reservoir (1) OH-17580 Hose (1) BD-17582-A Hose (1) BD-17583-A Hose (1) 51A-17587 Tee (1) 1H-17615 Fitting (2) 51A-17666 Jet (3) 33183-S8 Screw (3) 34823-S2 Washer (3) 34079-S7 Nut (3) 39032-S8 Screw	1	MA	52-53
51A 17410	NS	Clamp (hose)-serviced in BD-18293-A Kit	3	MA	52-53
8L 17541		Washer (pivot shaft mounting spacer)-outer	2	9M	49
5EH 17574		Bracket, jar, cap and injector assy (w/s washer)	1	9M	49
OM 17574	NS	Reservoir and injector assy (w/s washer)-replaced by 1 each 8M-17618 and 8M-17616	1	9M, OM, LM, MA	49-53
		34823-S2 Lockwasher-No. 10-reservoir to fender apron	3	MA	52-53
		34079-S7 Nut (hex)-No. 10-32-reservoir to fender apron	3	MA	52-53
		32873-S7 Screw (rd-hd)-No. 10 x 3/4"	3	9M, OM, LM	49-51
		39032-S8 Screw (pan head)-No. 10-32 x 3/8"-reservoir to fender apron	3	MA	52-53
5EH 17580		Hose (w/s washer)-7/64" I.D. x 15/64" O.D. x 12" long-Rubber	2	9M	49
OH 17580		Hose (w/s washer)-1/8" I.D. x 40" long	1	OM, LM, MA	50-53
BD 17582-A	NS	Hose (w/s washer)-3/16" I.D. x 40" long-serviced in BD-18293-A Kit	1	MA	52-53
8H 17583		Hose (w/s washer)-5/32" I.D. x 3/8" O.D. x 66" long-Rubber	2	9M	49

MERCURY

CHASSIS PARTS CATALOGUE

Accessories—Continued

Windshield Washer—Continued



1949-51

**CUT TO REQUIRED LENGTH

PM-466

WINDSHIELD WASHER

Basic numbers only shown on illustration. Order by Part Numbers shown in list of parts.

PART NUMBER	QTY	PART NAME	NO. REQ'D	MODEL	YEAR
OH 17583		Hose (w/s washer)-tee to nozzle-3/16" I.D. x 140" long	1	OM, 1M	50-51
BD 17583-A	NS	Hose (w/s washer)-3/16" I.D. x 120" long-serviced in BD-18293-A Kit	1	MA	52-53
51A 17587		Tee assy (w/s washer)	1	5M, OM, 1M, MA	49-53
LH 17615		Fitting (w/s washer)-"Y" type-Plastic	1	5M, OM, 1M, MA	49-53
8M 17616		Cap and injector assy (w/s washer)-use with 8M-17618 only	1	5M, OM, 1M, MA	49-53
5FH 17618		Jar (w/s washer)-Square-Glass	1	5M	49
8M 17618		Jar (w/s washer)-Round Glass-use with 8M-17616 only	1	5M, OM, 1M, MA	49-53
OM 17642		Valve assy (w/s washer pump)	1	5M, OM, 1M, MA	49-53
OM 17664		Pump assy (w/s washer)	1	5M, OM, 1M, MA	49-53
51A 17666		Jet (w/s washer nozzle)	2	5M, OM, 1M, MA	49-53
8L 18954		Clamp (w/s washer hose)	3	5M, OM, 1M	49-51

MERCURY

CHASSIS PARTS CATALOGUE

PART NUMBER	PART NAME	NO. REQ'D	MODEL	YEAR 19__
Miscellaneous Kits				
MBK 1141-A	Kit (medallion wheel hub cap installation)-consists of the following (1) 1M-1141-A Medallion (2) 355914-S32 Nut	4	1M	51
MBK 1141-B	Kit (medallion wheel hub cap installation)-consists of the following (1) 1M-1141-B Medallion (2) 355914-S32 Nut	4	1M	51
8M 2001-C	Kit (front brake shoe & lining)-.182"/.192" thick lining, also short primary lining marked with White paint-consists of the following (2) 8M-2018-D Shoe & lining-primary (2) 8M-2019-B Shoe & lining-secondary	1	9M,OM	49-50
8M 2001-D	Kit (brake shoe & lining)-complete car-marked with White paint-consists of the following (2) 8M-2018-D Shoe & lining-front primary (2) 8M-2018-F Shoe & lining-rear primary (2) 8M-2019-B Shoe & lining-front secondary (2) 8M-2019-D Shoe & lining-rear secondary	1	9M,OM	49-50
MCK 2001-A	Kit (front brake shoe & lining)-.182"/.192" thick lining-Standard-consists of the following (2) 8M-2018-D Shoe & lining-front primary (2) 8M-2019-B Shoe & lining-front secondary	1	9M,OM,1M,MA	49-53
MCK 2001-B	Kit (front brake shoe & lining)-.212"/.222" thick lining-.030 O/S-consists of the following (2) MA-2018-C Shoe & lining-front primary (2) MA-2019-C Shoe & lining-front secondary	1	MA	52-53
8M 2004	Kit (brake master cylinder repair)-consists of the following (2) 8M-2152 Gasket (1) 8M-2167 Gasket (1) 51A-2169 Piston (1) 51A-2173 Cup (1) 51A-2174 Snap Ring (1) 51A-2178 Valve (1) 91A-2180-A Boot	1	9M,OM,1M	49-51
CPA 2004-C	Kit (brake master cylinder repair)-consists of the following (1) 91T-2154-A Gasket (1) 8M-2167 Gasket (1) AB-2169-B Piston (1) 51A-2173 Cup (1) 51A-2174 Snap Ring (1) CPA-2178-B Valve (1) OA-2180 Boot	1	MA	52-53
8M 2007-E	Kit (brake lining)-complete car-marked with Yellow paint-consists of the following (2) 8M-2021-F Lining-front primary (2) 8M-2284-F Lining-rear primary (2) 8M-2022-D Lining-front secondary (2) 8M-2285-D Lining-rear secondary (88) 351939-S Rivet	1	9M,OM,1M	49-51
MCK 2007-A	Kit (front brake lining)-.182"/.192" thick-Standard-consists of the following (2) 8M-2021-D Lining-front primary (2) 8M-2022-B Lining-front secondary (44) 351939-S Rivet	1	9M,OM,1M,MA	49-53

MERCURY

CHASSIS PARTS CATALOGUE

PART NUMBER	CLASS	PART NAME	NO. REQ'D	MODEL	YEAR 19__
Miscellaneous Kits—Continued					
MCK 2007-B		Kit (front brake lining)-.212"/.222" thick-.030 O/S-consists of the following (2) MA-2021-C Lining-front primary (2) MA-2022-C Lining-front secondary (44) 351939-S Rivet	1	MA	52-53
8L-2128		Kit (rear wheel brake cylinder repair)-consists of the following (2) 8L-2201 Cup (2) 96H-2206 Boot	2	9M,OM,1M,MA	49-53
8M 2128		Kit (rear wheel brake cylinder repair)-consists of the following (2) 91A-2201 Cup (2) 96H-2206 Boot	1	9M,OM,1M	49-51
8M 2200-E		Kit (rear brake shoe & lining)-with .179" thick web-conversion type (from .156" thickness shoe web) and short primary lining-marked with White paint-consists of the following (2) 8M-2048 Socket (2) 8M-2218-F Shoe and lining-primary (2) 8M-2219-D Shoe and lining-secondary (2) 8M-2246 Screw	1	9M	49
8M 2200-F		Kit (rear brake shoe & lining)-with .179" thickness web & short primary lining-marked with White paint-consists of the following (2) 8M-2218-F Shoe and lining-primary (2) 8M-2219-D Shoe and lining-secondary	1	9M,OM,1M	49-51
MCK 2200-A		Kit (rear brake shoe & lining)-.182"/.192" thick lining-Standard-consists of the following (2) 8M-2218-H Shoe & lining-rear primary (2) 8M-2219-F Shoe & lining-rear secondary	1	9M,OM,1M,MA	49-53
MCK 2200-B		Kit (rear brake shoe & lining)-.212"/.222" thick lining-.030 O/S-consists of the following (2) MA-2218-E Shoe & lining-rear primary (2) MA-2219-E Shoe & lining-rear secondary	1	MA	52-53
8M 2221		Kit (front wheel brake cylinder repair)-consists of the following (2) 91A-2202 Cup (2) 9M-2207-A Boot	2	9M,OM,1M,MA	49-53
MCK 2222-A		Kit (rear brake lining)-.182"/.192" thick-Standard-consists of the following (2) 8M-2284-F Lining-rear primary (2) 8M-2285-D Lining-rear secondary (44) 351939-S Rivet	1	9M,OM,1M,MA	49-53
MCK 2222-B		Kit (rear brake lining)-.212"/.222" thick-.030 O/S-consists of the following (2) MA-2281-E Lining-rear primary (2) MA-2285-E Lining-rear secondary (44) 351939-S Rivet	1	MA	52-53

MERCURY

CHASSIS PARTS CATALOGUE

PART NUMBER	PART NAME	NO. REQ'D	MODEL	YEAR 19__
Miscellaneous Kits—Continued				
HAK 2452-A	Kit (brake or clutch pedal extension)-consists of the following (1) 1H-22456-A Plate (2) 1H-22457-A Base (2) 1E-22460-A Retainer (2) 72857-S Pin (1) 350479-S2 Bolt (1) 356060-S32 Nut	1	9M,OM,1M	49-51
HAK 2452-B	Kit (brake or clutch pedal extension additive)-consists of the following (1) 1H-22456-A Plate (2) 72857-S Pin	1	9M,OM,1M	49-51
8M 3047	Kit (front suspension upper inner shaft)-consists of the following (1) 8M-3056 Shaft (2) 8M-3062 Bushing (2) 8M-3076 Seal	1	9M,OM,1M	49-51
8A 3047	Kit (front suspension upper inner shaft)-consists of the following (1) 8A-3056-B Shaft (2) 8A-3062-B Bushing (2) 8M-3076 Seal	1	MA	52-53
8M 3048	Kit (front suspension lower inner shaft)-consists of the following (1) 8M-3054 Shaft (2) 8M-3063 Bushing (2) 8M-3074 Seal	1	9M,OM,1M	49-51
8A 3048	Kit (front suspension lower shaft)-consists of the following (1) 8A-3057 Shaft (2) 8A-3063-A Bushing (2) 8M-3074 Seal	1	MA	52-53
8M 3049	Kit (front suspension upper arm to spindle support bolt)-consists of the following (1) 8M-3046 Bushing (1) 8M-3072 Bolt (2) 8M-3075 Seal (2) 34913-S Lockwasher (1) 351146-S7 Nut	1	9M,OM,1M	49-51
8A 3049	Kit (front suspension upper spindle support)-consists of the following (1) 8M-3046 Bushing (1) 8M-3072 Bolt (2) 8A-3075 Seal (2) 356610-S2 Washer (1) 351146-S7 Nut	1	MA	52-53
8M 3050	Kit (front suspension lower arm to spindle support bolt)-consists of the following (1) 8M-3073 Bolt (2) 8M-3088 Seal (1) 8M-3089 Bushing (1) 351149-S7 Nut (2) 356586-S2 Lockwasher	1	9M,OM,1M	49-51
8A 3050	Kit (front suspension lower spindle support)-consists of the following (1) 8A-3073 Bolt (2) 8A-3088-B Seal (1) 8A 3089-B Bushing (1) 351148-S8 Nut (1) 72053-S Cotter Pin	1	MA	52-53
8M 3111	Kit (spindle bolt & bushing)-consists of the following (4) 8M-3110 Bushing (2) 8M-3115 King pin (2) HB-3123-A Bearing (4) 74121-S Plug (2) 352656-S8 Pin	1	9M,OM,1M	49-51

MERCURY

CHASSIS PARTS CATALOGUE

PART NUMBER	PART NAME	NO. REQ'D	MODEL	YEAR 19__
Miscellaneous Kits—Continued				
APA 3111	Kit (spindle bolt and bushing)-consists of the following (4) 8A-3110-B Bushing (2) 8A-3115 Bolt (2) B-3123-A Bearing (2) 352658-S8 Pin (4) 353070-S Plug	1	MA	52-53
8M 3270	Kit (steering spindle connecting rod end)-consists of the following (1) 8M-3289 End (1) 8M-3332 Seal (1) 72061-S Cotter pin(1) 351059-S7 Nut (1) 353043-AS7 Fitting	2	9M,OM,1M	49-51
MCK 3270-A	Kit (steering spindle connecting rod end)-consists of the following (1) MA-3290-A End (1) 8M-3332 Seal (1) 72035-S Cotter Pin(1) 87924-S8 Fitting (1) 351059-S Nut	2	MA	52-53
CPA 3312-B	Kit (drag link ball stud repair)-consists of the following (1) AB-3311-C Stud (2) LA-3320-A Seat (2) AB-3327-B Spring (1) AB-3328-B End Plug (1) AB-33312-B Cover (1) AB-33332-B Seal (2) AB-33327-A Bumper (1) 72035-S7-8 Cotter Pin (1) 72089-S Cotter Pin(1) 351059-S Nut (1) 87918-S8 Fitting	1	MA	52-53
HAK 3352-A	Kit (steering idler arm)-consists of the following (1) 8M-3355 Arm (2) MA-3356-A Bushing (2) 8M-3359 Seal (1) 353047-AS7 Fitting (1) 87918-S8 Fitting	1	9M,OM,1M	49-51
CPA 3352-A	Kit (steering idler arm)-consists of the following (1) AB-3355-A Arm (2) MA-3356-A Bushing (2) 8M-3359 Seal (2) 87918-S8 Fitting	1	MA	52-53
LAK 5560-A	Kit (rear spring service leaf)-consists of the following (2) OM-5565 Leaf (2) 355753-S Bolt (2) 33798-S8 Nut	1	9M,OM	49-50
8M 5630-A	Kit (rear spring rear shackle & front bolt)-consists of the following (1) 8M-5627-A Bar (1) 8M-5713-A Stud & shackle (6) 8M-5719 Bushing (1) 8M-5780 Pin (3) 34397-S8 Lockwasher	2	9M	49
OM 5630	Kit (rear spring rear shackle and front bolt)-consists of the following (1) OM-5627 Bar (1) OM-5713 Stud & shackle (6) 8M-5719 Bushing (1) OM-5780 Pin (3) 34397-S8 Lockwasher	1	OM,1M	50-51
MCK 5630-A	Kit (rear spring rear shackle and front bolt)-consists of the following (1) 1A-5627-A Bar (1) MA-5713-A Shackle (1) MA-5780-A Stud and Washer (6) 8A-5719 Bushing (3) 34420-S8 Nut	2	MA	52-53

MERCURY

CHASSIS PARTS CATALOGUE

PART NUMBER	PART NAME	NO. REQ'D	MODEL	YEAR 19__
Miscellaneous Kits - Continued				
MAK 6008-B	Kit (engine overhaul gasket)-consists of the following (1) 8BA-6020 Gasket (1) 8CM-6051 Gasket (1) 8CM-6083 Gasket (1) 8BA-6521 Gasket (1) 8BA-6619 Gasket (1) 41A-6626 Gasket (1) 1CM-6659-A Gasket ★(1) 8BA-6669-A Gasket (1) B-6700-A Packing (1) 1BA-6701-B Packing (1) B-6734 Gasket (1) 8BA-6781 Kit (2) 8BA-8255-B Gasket (2) 8BA-8507 Gasket (1) 48-9374 Gasket (1) 7RA-9417 Gasket (1) 1CM-9447-A Gasket (1) 8CM-9433 Kit ★(1) B-12410 Gasket	1	9M,OM,1M,MA	49-53
MAK 6028-A	Kit (frame conversion)-engine front supports-consists of the following (1) 8M-2153-A Bracket (1) 8M-6028 Bracket (1) 8M-6029 Bracket (2) 8M-6038-B Insulator (2) 8M-6039 Insulator (1) 24389-S8 Bolt (2) 34811-S2 Washer (2) 33983-S7 Nut (1) 34445-S7 Nut (2) 72017-S Pin (2) 350721-S8 Nut	1	9M,OM,1M	49-51
MAK 6054-A	Kit (frame conversion)-engine rear supports-consists of the following (1) 8M-6038-B Insulator (1) 8M-6039 Insulator (1) 1M-6054-B Plate (1) OM-66072 Spacer (1) 34424-S7 Nut (1) 356474-S8 Washer	1	9M,OM,1M	49-51
8CM 6079	Kit (cylinder head gasket)-consists of the following (1) 8CM-6051 Gasket (1) 8CM-6083 Gasket (1) 8BA-6521 Gasket	1	9M,OM,1M,MA	49-53
8CM 6731-A	Kit (oil filter element replacement)-consists of the following (1) 7HA-6744-A Element (2) 01A-6746 Gasket (1) 01A-6885 Gasket	1	9M,OM,1M,MA	49-53
8CM 6781	Kit (oil pan gasket)-consists of the following (1) 1BA-6701-B Packing (1) B-6700-A Packing (1) 8BA-6710-B Gasket (1) 8BA-6711-B Gasket (1) 1CM-6734-A Gasket	1	9M,OM,1M	49-51
8BA 6781	Kit (oil pan gasket)-consists of the following (1) B-6700-A Packing (1) 1BA-6701-B Packing (1) 8BA-6710-B Gasket (1) 8BA-6711-B Gasket (1) 86H-6734 Gasket	1	MA	52-53
MAK-6937-A	Kit (trans. O/Drive governor switch)-consists of the following (1) 8M-6937-A Switch (1) 8M-6938-A Gasket	1	9M,OM,1M,MA	49-53
8M 7039	Kit (universal joint)-rear end-consists of the following (2) 8M-4678 Bearing (2) 8M-4693 Plate (2) 8M-7074 Bearing (4) 8M-7078 Packing (1) 8M-7084 Spider (4) 8M-7096 Snap ring (4) 355208-S8 Bolt	1	9M,1M,1M	49-51

*8BA-6669-A & B-12410 are optional

MERCURY

CHASSIS PARTS CATALOGUE

PART NUMBER	PART NAME	NO. REQ'D	MODEL	YEAR 19__
Miscellaneous Kits - Continued				
1M 7039-A	Kit (universal joint)-rear end-consists of the following (2) 1M-4678 Bearing (2) 8M-4693 Plate (2) 1M-7074 Bearing (4) 1M-7078-A Packing (1) 1M-7084-A Spider (2) 8M-7096 Snap Ring (4) 355208-88 Bolt	1	9M, OM, 1M, MA	49-53
1M 7042-A	Kit (universal joint)-front end-consists of the following (4) 1M-7074 Bearing (4) 1M-7078-A Packing (1) 1M-7084-A Spider (4) 8M-7096 Snap Ring	1	9M, OM, 1M, MA	49-53
8M 7153-A	Kit (transmission extension gasket)-consists of the following (1) 78-7051 Gasket (1) 56H-7086 Gasket (1) 01A-7223 Gasket (1) 8M-17275 Gasket	1	9M, OM, 1M	49-51
BPA 7153-A	Kit (transmission and extension gasket)-consists of the following (1) 8A-7051 Gasket (1) 1A-7086-A Gasket (1) 8A-7223 Gasket	1	1M, MA	51-53
8A-7153-B	Kit (transmission and O/Drive gasket)-consists of the following (1) 56H-6932 Gasket (1) 8A-7051 Gasket (1) 8A-7086-B Gasket (1) 8A-7223 Gasket (1) 8A-7661 Gasket (1) 8M-7778 Gasket	1	1M	51
CPA 7153-C	Kit (transmission overdrive gasket)-consists of the following (1) 8A-7051 Gasket (1) AB-7086 Gasket (1) 8A-7223 Gasket (1) AB-7661-A Gasket (1) 8M-7778 Gasket	1	MA	52-53
MAK 8150-A	Kit (radiator grille)-consists of the following (2) 8M-8150-B Grille (2) 8M-8151-B Grille	as reqd	9M, OM	49-50
MBK 8150-A	Kit (radiator grille)-consists of the following (2) 1M-8150-B Grille (2) 1M-8151-B Grille	as reqd	1M	51
8CM 8570	Kit (thermostat)-148°-153°-opening temperature-consists of the following (2) 8BA-8255-B Gasket (2) 8RT-8575-A Thermostat	1	9M, OM, 1M	49-51
MAK 8570-A	Kit (thermostat)-157°-162°-opening temperature-consists of the following (2) 1BA-8575-A Thermostat (2) 8BA-8255-B Gasket	1	OM, 1M, MA	50-53
MAK 8570-B	Kit (thermostat)-177°-182°-opening temperature-consists of the following (2) 1BA-8575-B Thermostat (2) 8BA-8255-B Gasket	1	OM, 1M, MA	50-53
8CM 8591	Kit (water pump repair)-consists of the following (1) 8BA-8507 Gasket (1) 7RA-8511-B Shaft (1) 7RA-8512-C Impeller (1) 7RA-8530-B Bearing (1) 7RA-8531 Snap Ring (1) 7RA-8550-B Slinger (1) 8EL-8564 Seal (1) 7RA-8576-B Snap Ring	1	9M	49

MERCURY

CHASSIS PARTS CATALOGUE

PART NUMBER	PART NAME	NO. REQ'D	MODEL	YEAR
Miscellaneous Kits—Continued				
MAK 8591-A	Kit (water pump repair)-consists of the following (1) 8BA-8507 Gasket (1) 8BA-8512 Impeller (1) 8BA-8530 Shaft (1) 7HA-8550 Slinger (1) 7RA-8564-B Seal (1) OBA-8576-A Snap ring	1	OM, 1M, MA	50-52
MAK 8591-B	Kit (water pump repair)-consists of the following (1) 8BA-8507 Gasket (1) EAB-8512-A Impeller (1) 8BA-8530 Shaft (1) 7HA-8550 Slinger (1) 7RA-8564-B Seal (1) OBA-8576-A Snap Ring	1	MA	52-53
MAK 9349-A	Kit (fuel & vacuum pump repair)-consists of the following (4) 1BA-9352-A Valve (1) 40-9357 Washer (1) 11A-9361 Plate (1) 59A-9364 Gasket (1) 11A-9367 Gasket (2) 49B-9367 Gasket (1) 1BA-9365-A Strainer (1) 7RA-9378 Pin (1) 7RA-9380 Spring (1) 7RA-9381 Link (1) 7RA-9382 Spacer (1) 7RA-9389 Bushing (1) 7RA-9396-B Spring (1) 7RA-9398 Diaphragm (1) 49B-9408 Gasket (1) 7RA-9417 Gasket (1) 49B-9418 Washer (1) 49B-9469 Oil seal (1) 8CM-9469 Oil seal (1) 7RA-99361 Plate (1) 7RA-99367 Gasket (1) 7RA-99368 Screen (1) 7RA-99380 Link (1) 7RA-99381 Link (1) 7RA-99390 Diaphragm (1) 7RA-99396 Spring (2) 26466-S6 Screw (1) 27068-S7 Screw (4) 31628-S7 Screw (4) 34803-S7 Lockwasher (2) 352896-S Washer	1	OM, OM, 1M	49-51
MBK 9349-A	Kit (fuel and vacuum pump repair)-consists of the following (6) 1BA-9352-A Valve (1) 59A-9364 Gasket (2) 49B-9367 Gasket (1) 59A-9368 Screen (1) 7RA-9378 Pin (1) 1BA-9380-B Spring (1) 1BA-9381-B Link (1) 7RA-8389 Bushing (1) 1BA-9396-B Spring (1) 1BA-9398-C Diaphragm (1) 7RA-9417 Gasket (1) 49B-9418 Washer (2) 1BA-9468-A Retainer (2) 1BA-9469-A Seal (3) 1BA-99367-A Gasket (1) 1BA-99380-A Link (1) 1BA-99381-A Link (1) 1BA-99390-A Diaphragm (1) 7RA-99396 Spring (2) 352896-S Washer	1	1M, MA	51-53
8CM 9433	Kit (exhaust manifold gasket)-consists of the following (6) 18-9448-A Gasket (3) 8CM-9448-A Gasket (1) 1GA-9450 Gasket	1	OM, OM, 1M, MA	49-53
8CM 9502	Kit (carburetor gasket)-consists of the following (1) 8CM-9516 Gasket (1) 8CM-9519 Gasket (1) 78-9535 Packing (1) 8CM-9569 Gasket (1) 8CM-9608 Gasket (1) 8CM-9853 Gasket (1) 8CM-9871 Gasket (1) 8CM-9945 Gasket (2) 8CM-9985 Gasket	1	OM, OM, 1M	49-51

MERCURY

CHASSIS PARTS CATALOGUE

PART NUMBER	PART NAME	NO. REQ'D	MODEL	YEAR 19__
Miscellaneous Kits—Continued				
MCK 9502-A	Kit (carburetor gasket)-consists of the following (1) 8CM-9229 Gasket (1) 1CM-9447-A Gasket (1) 8CM-9516 Gasket (1) 8CM-9569 Gasket (1) 8CM-9608 Gasket (1) 8MTH-9622 Seal (1) 0EL-9853 Gasket (1) EAC-9871 Gasket (1) 8CM-9945 Gasket (1) EAD-9985-A Gasket (2) EAA-99571-A Gasket	1	MA	52-53
MAK 9510-A	Kit (carburetor replacement)-less divorced choke- consists of the following (1) 8CM-9224-A Fitting (1) 8CM-9447 Gasket (1) 1CM-9510-Z Carburetor(1) 1CM-9681-A Ball (1) 1CM-99586-A Extension (1) 34079-S7 Nut (1) 34803-S7 Lockwasher(2) 351239-S8 Screw & Washer	1	9M,0M,1M	49-51
HCK 9531-A	Kit (carburetor pump rod repair)-consists of the following (1) 8MTH-9622 Seal (1) 8CM-9986 Spring (2) EAM-99601-A Washer	1	MA	52-53
8CM 9590-A	Kit (carburetor repair)-consists of the following (1) 8CM-9526-A Link (2) 48-9541 Needle (1) 8CM-9558 Pin (1) 8CM-9564 Needle (1) 78-9575 Retainer (1) 78-9576 Ball (2) 40-9578 Spring (1) 1GA-9578 Spring (6) 40-9586 Screw (1) 8CM-9631 Piston (1) 8CM-9902 Needle (1) 8CM-9987 Retainer (1) 34740-S8 Washer (2) 43262-S8 Screw (3) 352200-S Pin (1) 352884-S8 Washer (1) 352892-S8 Screw (1) 352895-S8 Pin	1	9M	49
8CM 9590-B	Kit (carburetor repair)-consists of the following (1) 8CM-9526-B Link (2) 78-9541 Needle (1) 8CM-9558 Pin (1) 8CM-9564 Needle (1) 78-9575 Retainer (1) 78-9576 Ball (2) 40-9578 Spring (1) 1GA-9578 Spring (6) 40-9586 Screw (1) 8CM-9631 Piston (1) 8CM-9902 Needle (1) 8CM-9987 Retainer (1) 34740-S8 Washer (2) 43262-S8 Screw (3) 352200-S Pin (1) 352884-S8 Washer (1) 352892-S8 Screw (1) 352895-S8 Pin	1	9M,0M,1M	49-51
MAK 9590-A	Kit (carburetor repair)-consists of the following (1) 8CM-9526-B Link (2) 78-9541 Needle (1) 8CM-9558 Pin (1) 1CM-9564-A Needle or B (1) 78-9575 Retainer (1) 78-9576 Ball (2) 40-9578 Spring (1) 1GA-9578 Spring (6) 40-9586 Screw (1) 8CM-9631 Piston (1) 8CM-9902 Needle (1) 34740-S8 Washer (2) 43262-S8 Screw (3) 352200-S Pin (1) 352892-S8B Screw (1) 352895-S8 Pin (1) 34740-S8 Washer	1	9M,0M,1M	49-51

MERCURY

CHASSIS PARTS CATALOGUE

PART NUMBER	PART NAME	NO. REQ'D	MODEL	YEAR 19__
Miscellaneous Kits—Continued				
MCK 9590-A	Kit (carburetor repair)-consists of the following (1) MCK-9502-A Kit (1) EAD-9526-A Link (2) EAC-9533-A Jet (2) 78-9541 Needle (2) 8CM-9542 Tube (1) 8CM-9558 Shaft (1) 1CM-9564-B Needle (1) 78-9575 Spring (2) 78-9576 Ball (4) 40-9586 Screw (1) EAC-9594-A Valve (1) 1GA-9599 Link (1) EAD-9631-A Piston (1) 8CM-9902 Needle (1) EAD-9904-A Diaphragm (1) 8CM-9958 Spring (2) EAD-9991-A Tube (1) 1CM-99522 Screen (1) EAD-99538-A Spring (1) 1CM-99547 Ball (2) 352200-S Pin	1	MA	52-53
MAK 9685-A	Kit (exhaust control valve replacement)-consists of the following (2) 8CM-9448-A Gasket (1) 0CM-9685-B Valve	1	9M,OM,1M	49-51
HAK 9735-A	Kit (accelerator pedal installation)-consists of the following (1) 1H-9735-A Pedal (2) 32690-S Screw	1	9M,OM,1M	49-51
8CM 9995-A	Kit (carburetor metering repair)-normal to 5,000 ft. altitude-consists of the following (2) 8CM-9533-A Jet (2) 8CM-9542 Jet (1) 8CM-9594 Valve (1) 8CM-9904-B Piston (2) 8CM-9991-C Tube	1	9M	49
8CM 9995-D	Kit (carburetor metering repair)-normal to 5,000 ft. altitude-consists of the following (2) 8CM-9533-D Jet (2) 8CM-9542 Jet (1) 8CM-9594 Valve (1) 8CM-9904-B Piston (2) 8CM-9991-B Tube	1	9M,OM,1M	49-51
01A 10043	Kit (generator brush)-consists of the following (2) 01A-10069 Brush assy	1	9M,OM,1M,MA	49-53
18 11057	Kit (starter brush)-consists of the following (2) 18-11055 Brush assy (2) 18-11056 Brush assy	1	9M,OM,1M,MA	49-53
BPA8-12259-A	Kit (ignition wire)-consists of the following (1) 1BA-12282-A Wire #5 (1) 1BA-12283-A Wire #2 (1) 1BA-12284-A Wire #3 (1) 1BA-12285-A Wire #6 (1) 1BA-12286-A Wire #1 (1) 1BA-12287-A Wire #4 (1) 1BA-12295-A Wire #7 (1) 1BA-12296-A Wire #8 (1) 8N-12110-A Conduct (10) 2N-12113 Insulator (1) 7RA-12298-B Wire	1	9M,OM,1M,MA	49-53
B 14527	Kit (fuse)-20 amp-consists of the following (5) B-14526 Fuse	as reqd	9M,OM,1M,MA	49-53
APA 14527-B	Kit (fuse)-3 amp-consists of the following (5) 51A-14526-B Fuse	as reqd	9M,OM,1M,MA	49-53
APA 14527-D	Kit (fuse)-14 amp-consists of the following (5) 8A-14526 Fuse	as reqd	9M,OM,1M,MA	49-53

MERCURY

CHASSIS PARTS CATALOGUE

PART NUMBER	CLASS	PART NAME	NO. REQD	MODEL	YEAR 19__
Miscellaneous Kits—Continued					
BPA 17260-A		Kit (speedometer conduit and shaft)-consists of the following (1) 1A-17260-A Conduit and Shaft (1) 1A-17298 Seal	1	9M,1M	50-51
MAK 17464-A		Kit (universal W/S wiper arm)-consists of the following (1) 51A-17481 Nut (1) 0L-17511 Driver (1) 51A-17511-A Driver (1) 0L-17526 Arm (1) 0L-17531 Clip (1) 51A-17585 Pin	as reqd	9M,0M,1M	49-51
MAK 17528-C		Kit (W/S wiper blade)-consists of the following (1) 0A-17528 Blade	as reqd	9M,0M,1M	49-51
MAK 17528-D		Kit (W/S wiper arm and blade display)-consists of the following (12) MAK-17528-C Blade (6) MAK-17528-E Blade (6) 8H-17528-B Blade (2) 0H-17526 Arm (2) 1H-17593 Insert (4) MAK-17464-A Arm	as reqd	9M,0M,1M,MA	49-53
MAK 17528-E		Kit (W/S wiper blade)-consists of the following (1) A-17528-D Blade	as reqd	9M,0M,1M	49-51
HAK 18198-A		Kit (front shock absorber bushing)-consists of the following (2) 8M-18031 Seat (4) 8M-18041 Washer (4) 8M-18198 Insulator (2) 45218-S8 Locknut	1	9M,0M,1M,MA	49-53
HAK 18197-A		Kit (rear shock absorber bushing)-consists of the following (2) 8M-18039 Washer (2) 51A-18040 Washer (4) 51A-18197 Bushing	1	9M,0M,1M	49-51
8H 18344		Kit (spark plug insulator installation)-consists of the following (8) 8H-12425 Insulator	1	9M,0M,1M	49-51
8M 22009		Kit (brake spring repair)-consists of the following (4) 8M-2035 Spring (8) 6H 2066 Cup (4) H-2068 Spring (4) H-2069-A Pin (2) H-2092 Plate	1	9M,0M,1M	49-51
MCK 22009-A		Kit (brake spring repair)-consists of the following (4) 8M-2035 Spring (8) 6H-2066 Clip (4) H-2068 Spring (4) H-2069-A Pin (2) 8A-2092 Plate	1	MA	52-53
8A 44208-D		Kit (diff. gear & driving pinion)-4.10 to 1 ratio-consists of the following (1) 8A-4209-J Gear & Pinion (1) 8A-4662-B Spacer (10) 8A-4663 Shim	1	MA except 79	52-53
AFA 44208-A		Kit (diff. gear & driving pinion)-3.31 to 1 ratio-consists of the following (1) 1A-4209-A Gear & Pinion (1) 8A-4662-B Spacer (10) 8A-4663 Shim	1	MA except 79	52-53

MERCURY

CHASSIS PARTS CATALOGUE

PART NUMBER	PART NAME	NO. REQ'D	MODEL	YEAR 19__
Miscellaneous Kits—Continued				
APA 44208-B	Kit (diff. gear & driving pinion)-3.54 to 1 ratio- consists of the following (1) 1A-4209-B Gear & Pinion (1) 8A-4662-B Spacer (10) 8A-4663 Shim	1	MA except 79	52-53
CPA 44208-A	Kit (diff. gear & driving pinion)-3.90 to 1 ratio- consists of the following (1) AB-4209-A Gear & Pinion (1) 8A-4662-B Spacer (10) 8A-4663 Shim	1	MA76	52-53
8CM 99360	Kit (fuel pump strainer)-consists of the following (1) 59A-9364 Gasket (1) 8CM-9365 Strainer	1	9M, OM, 1M, MA	49-52
8CM 99524	Kit (carburetor conversion)-use with 8CM-9510-A, B and C consists of the following (2) 8CM-9533-D Jet (2) 8CM-9991-C Tube	1	9M	49
8CM 99525	Kit (carburetor float and float spring)-consists of of the following (1) 8CM-9550 Float (1) 8CM-9958 Spring	1	9M, OM, 1M, MA	49-53
8H 7004603	Kit (cigar lighter element)-consists of the following (12) 51A-7004616-A Element	1	9M, OM, 1M	49-51
HAK 7221942-A	Kit (door lock and sleeve)-outside-RH-Briggs and Stratton-consists of the following (1) OA-7022002-A Spring (1) OM-7222004-A Cover	1	OM, 1M	50-51
HAK 7221942-B	Kit (door lock and sleeve)-outside-RH-Hurd Lock- consists of the following (1) OA-7022002-B Spring (1) OM-7222004-B Cover	1	OM, 1M	50-51
HAK 7221943-A	Kit (door lock and sleeve)-outside-LH-Briggs and Stratton-consists of the following (1) OA-7022003-A Spring (1) OM-7222005-A Cover	1	OM, 1M	50-51
HAK 7221943-B	Kit (door lock and sleeve)-outside-LH-Hurd Lock- Consists of the following (1) OA-7022003-B Spring (1) OM-7222005-B Cover	1	OM, 1M	50-51
8M 7650105	Kit (convertible top)-consists of the following (1) 8M-7651272-B Bow #3 (2) 8M-7650454-B Link (1) 8M-7653118-B Bracket (1) 8M-7653119-B Bracket (1) 8M-7653170-B Hinge (1) 8M-7653171-B Hinge (2) 33925-S8 Nut (2) 352271-S8 Bolt	1	9M, OM	49-50